

IDEAONE 2024 .05

fami



INNOVATION
SINCE 1929.





CONSULTING

You have a special project you would like to create, or a new area to outfit? The Fami sales consultants are on hand to analyse all your needs and create the optimal furnishings for your company.



WARRANTY

The 10-year warranty on Fami products aptly reflects the premium-quality materials we use and the care and dedication that go into the production of our furnishings to make them reliable and durable.



ORDERS

Ordering Fami Ideaone has never been so easy! Choose among various furnishings and contact your area agent or dealer to complete your order.



COLOUR RANGE

Fami Ideaone furniture comes in standard colours, both single and two-tone, which vary depending on the selected product. Additional colours are available on request to customise individual work areas or adapt the furniture to corporate colours.



VALIDITY

The Fami Ideaone catalogue is valid from 01/04/2024 to 31/01/2025.



SUBSIDIARIES AND DEALERS

Fami is always close to you! Over the years we have set up four European subsidiaries besides an extensive network of dealers and distributors, both in Italy and abroad, to provide consulting and assistance wherever you are.



CUSTOMER CARE

For any queries, information or problem, our after-sales support service is always at your disposal. In the event of damaged or broken products, you will always receive Fami original spare parts as replacements.



SHIPPING

All Fami products are prepared and packaged with the utmost care, using materials that guarantee the highest degree of protection during the shipment. Most of the products are shipped unassembled for optimising space in the warehouse and during transport.



COLLECTION TANKS + PERFORM STEEL SHELVES AND TANKS

Suitable for flammable liquids under GHS categories 1 - 3 and water-polluting liquids under GHS categories 1 - 4. Corrosive substances are not allowed.

PE COLLECTION TANKS

Suitable for water-polluting liquids under GHS categories 1 - 4. Flammable substances are not allowed.

new

RK BOX AIR



ECOLOGY



PICKING BOX AIR



BINCART



SYSTEM ST



SYSTEM ST



VICE



contents

STORAGE

6

AIR

PRO+ SERIES

- **PICKING BOX AIR** **6**
 - bins 10
 - FAK cabinets 12
 - components 14



- **RK BOX AIR** **16**
 - bins 20
 - accessories 21
 - shelves 24
 - components 26



CLASSIC

PRO SERIES

- **PICKING BOX** **28**
 - bins 30
 - accessories 32



- **RK BOX** **34**
 - bins
 - D= 300 mm 36
 - D= 400 mm 36
 - D= 500 mm 37
 - accessories 38



- shelves
 - D= 300 mm 40
 - D= 400 mm 40
 - D= 500 mm 41
- components 42

- **EURO BOX** **44**
 - bins
 - 300x200 mm 46
 - 400x300 mm 46
 - 600x400 mm 48
 - 800x600 mm 51



- divider boxes
 - 400x300 mm 52
 - 600x400 mm 53
- accessories 54

- **ESD EURO BOX** **56**
 - bins
 - 400x300 mm 56
 - 600x400 mm 56
 - accessories 57



- **VISUAL BOX** **58**
 - drawer units 60
 - components 61



- shelves
 - H= 500 mm 62
 - H= 1000 mm 63
 - H= 1500 mm 64
 - H= 2000 mm 65

- shelving with base
 - H= 1500 mm 66
 - H= 2000 mm 67

- **MAT** **68**
 - mats 69
 - components 69



STEEL

70

PRO+ SERIES

- **STEEL** **70**
 - boxes and bins 71
 - containers with openable bottom 74
 - container with hopper-type front opening 75



SHELVES

76

PRO SERIES

- **SYSTEM ST** **76**
 - shelf racks 80
 - components 81
 - racks for small parts 84
 - tyre racks 86
 - wide-span racks 87
 - racks with inclined shelves 88
 - Kanban racks 89
 - racks with bins 92



START SERIES

- **STORAGE DOMINO** **100**
 - shelves 101



WORKBENCHES

104

START SERIES

- **WORK** **104**
- 1500x750 106
- 2000x750 110
- components 114
- dividing material 120



PRO SERIES

- **WORK MASTER BR** **124**
- 1500x750 126
- 2000x750 130
- components 134
- dividing material 142



PRO+ SERIES

- **DYNAMIC** **146**
- preconfigured 147
- components 150



TOOL WALLS

154

PRO SERIES

- **WORK LOOK** **154**
- preconfigured 156
- components 158
- preconfigured with wall units 159
- components 160
- preconfigured with shutters 161
- perforated panels 162
- components 164



COMPONENTS

- **COMPONENTS** **170**
- vice 171
- chairs 174
- folding table 175



ERGO WORK

- **ERGO WORK** **176**
- swivel arms for upright 178
- swivel arms for worktop 181
- components 184



TOOL ORGANIZER

- **TOOL ORGANIZER** **190**
- Unipok 191
- Pikpad 192
- The Block 195



IRON TEAM

- **IRON TEAM** **196**
- Iron Team 196
- Iron Team Electric 202
- Iron Team Light 204



CABINETS WITH DRAWERS

206

START SERIES

- **FLEXA** **206**
- 36x27 EH 717x600 mm 208
- dividing material 209
- 54x27 EH 1023x600 mm 210
- dividing material 211



PRO SERIES

- **MASTER DE** **212**
- 36x36 EH 714x726 mm 216
- dividing material 217
- 54x36 EH 1020x726 mm 218
- dividing material 219
- accessories 220



PRO+ SERIES

- **MASTER** **222**
- 18x27 EH 408x573 mm 228
- dividing material 230
- 27x27 EH 561x573 mm 232
- dividing material 236
- 36x27 EH 714x573 mm 238
- dividing material 246
- 54x27 EH 1020x573 mm 248
- dividing material 252
- 27x36 EH 561x726 mm 254
- dividing material 262
- 36x36 EH 714x726 mm 264
- dividing material 276
- 45x36 EH 867x726 mm 278
- dividing material 280
- 54x36 EH 1020x726 mm 282
- dividing material 288
- 64x36 EH 1190x726 mm 290
- dividing material 292
- 78x36 EH 1428x726 mm 294
- dividing material 296
- accessories 298



COMPUTER CABINET

302

PRO+ SERIES

- **MASTER CS** **304**
- preconfigured 304
- components 305



PRO SERIES

- **STANDARD CS** **306**
- preconfigured 306
- components 307



CABINETS WITH DOORS

308

PRO SERIES

- **PERFOM HINGED DOORS 308**
 - 64x27 EH 1193x555x1000 mm 309
 - 64x27 EH 1193x555x2000 mm 310
 - 24x27 EH 512x555x1000 mm 311
 - 54x27 EH 1023x555x1000 mm 312
 - 54x27 EH 1023x555x2000 mm 314
 - components 322
 - dividing material 334

- **PERFOM SLIDING DOORS 336**
 - 54x27 EH 1020x600x2000 mm 338
 - 54x27 EH 1020x600x915 mm 339
 - 78x27 EH 1428x600x2000 mm 340
 - 78x27 EH 1428x600x915 mm 341
 - 54+54x27 EH 2040x600x2000 mm 342
 - 54+54x27 EH 2040x600x915 mm 344
 - components 345
 - dividing material 353

- **PERFOM CHANGING LOCKERS 354**
 - preconfigured 355
 - benches 356
 - accessories 357

NC

360

PRO SERIES

- **NC 360**
 - preconfigured 361
 - components 362



ECOLOGY

364

PRO SERIES

- **TIPPABLE BUCKETS 365**
- **BIG BAG HOLDER 367**
- **COLLECTION TRAYS 368**
- **SAFETY CABINETS 375**



TROLLEYS

378

PRO SERIES

- **CLEVER 378**
 - Clever Small preconfigured 379
 - Clever Large preconfigured components 386
- **COMBI 389**

PRO+ SERIES

- **BIN CART 390**
 - preconfigured 391
 - components 404



WORKSHOP FURNISHINGS

410

GEAR GARAGE

- **BEST SELLER 418**
- **MODULES 430**
 - W= 714 mm 430
 - W= 1020 mm 431
 - W= 1428 mm 432
 - W= 1734 mm 433
 - W= 2040 mm 434
 - corner 436
 - Flexa 436
- **PERFOM HINGED DOORS 437**
 - W= 512 mm 437
 - W= 1023 mm 437
- **PERFOM SLIDING DOORS 438**
 - W= 1020 mm 438
 - W= 1427 mm 438
 - W= 2040 mm 439
 - accessories 439
 - dividing material 440



- **GENERAL CONDITIONS OF THE CONTRACTUAL WARRANTY 445**

- **GENERAL CONDITIONS OF SALE 446**

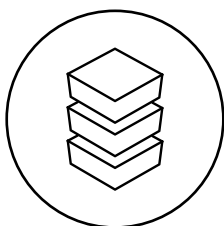
AIR PICKING BOX

PLASTIC CONTAINERS
PRO+ SERIES

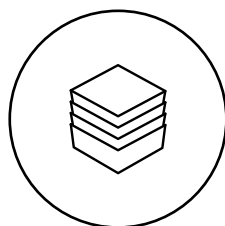


Air is the range of plastic bins created by Fami. Functional and stylish, these containers are designed to optimise the spaces and organisation of workstations, warehouses and transport.

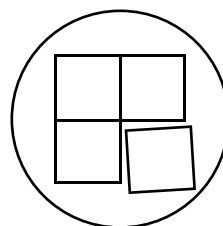
The **Picking Box Air** bins are a **space-saving** solution for storing components and C-Parts, characterised by a particular **structure** designed to be able to store them both **stacked** and **nested** inside each other and to be **compatible** with hopper-type containers from other brands. Each element of the bin has a precise purpose: the lateral **ribs** and the reinforced **bottom strengthen** the structure and **distribute** the load evenly; the **patented inserts** ensure a **stable** and safe **stacking**; the large **front opening** maximises the **visibility** of the contents and the **ergonomics** when removing the material; the **rear hook** allows positioning the Picking Box Air on the profiles of Bin Cart trolleys and Iron Team bars.



STACKABLE AND
COMPATIBLE



NESTABLE



INTEGRABLE



ECO-FRIENDLY



PICKING BOX AIR

The bins are characterised by:

1. Handle
2. Stacking inserts
3. Structural reinforcement
4. Conical shape to facilitate nesting the bins one inside the other
5. Rear hook for fastening on bars (size 1, 2, 3A2, 3)
Rear handle for transport (size 4, 4A5)

Available in 6 colours:



PATENTED STACKING SYSTEM

The patented inserts ensure a firm and safe stacking of the various Picking Box Air bins and distribute the weight evenly.



STACKABLE AND NESTABLE

The Picking Box Air bins can go from stacked to being nested one inside the other with a simple movement of the hand.



6 DIMENSIONS

Picking Box Air is available in 6 sizes with different storage capacities.



REINFORCED BASE

The bottom is equipped with particular ribs to increase its sturdiness and distribute the weight.



FRONT OPENING

The front opening is wider and more ergonomic to increase visibility and facilitate removal of the contents when stacked.



LABELS

Adhesive labels can be placed in the front space to facilitate classification of contents.



COMPATIBILITY

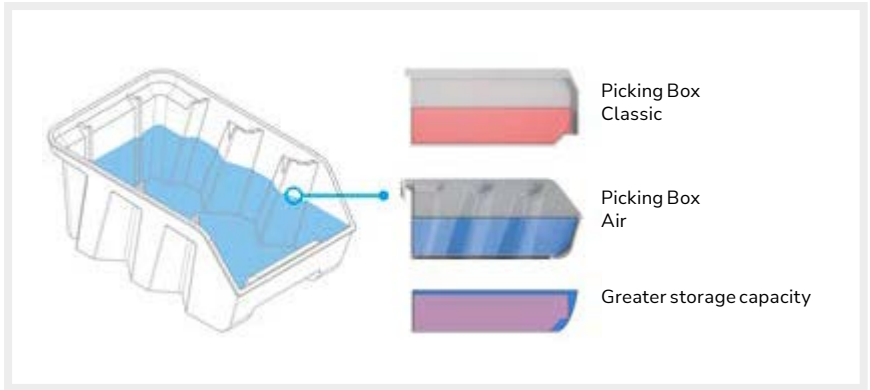

The shape of the upper edges is designed to ensure stacking bins from other brands.



REAR HOOK

The size 1, 2, 3A2 and 3 bins are equipped with a rear hook that increases the stability of the container when it is installed on the profiles of Bin Cart trolleys or on Iron Team bars. Whereas the Picking Box Air size 4 and 4A5 presents a handle to facilitate manual handling.



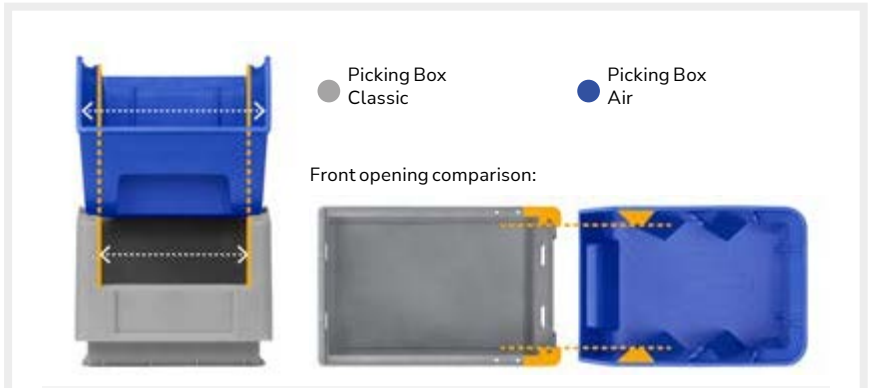


MORE SPACE AND ERGONOMICS

The Picking Box Air bins represent the evolution of the traditional hopper-type containers on the market.

Compared to the Picking Box Classic bins, Air containers feature a larger front opening which makes picking the stored material more ergonomic and improves visibility.

The particular shape of the side walls of the Picking Box Air bins does not obstruct vision and does not reduce the internal space of the container. The storage capacity of the Air line, in fact, is greater than that of the Classic: the structural layout of the walls is distributed in such a way as to create new areas that largely compensate the spaces occupied by the ribs.



Internal storage space comparison:




OPTIMISED AND EFFICIENT TRANSPORT



The Picking Box Air range allows saving 50% space in the warehouse and during transport. The nesting feature and the compatibility of the bins with Euro pallets, in fact, make the various internal and logistical operations more efficient and increasingly optimised, resulting in a reduction in terms of company consumption and environmental impact. In particular, an analysis revealed how the use of Picking Box Air containers leads to a decrease in warehousing (-57%) and internal handling (-27%) costs, as well as to lower CO2 emissions from the logistics chain (-10 tons)*.

** The analysis was carried out by simulating the use of Picking Box Air bins for a year in the Fami company activity. The analysis was carried out by comparing the totality of the activities and the related consumption of traditional Picking Box containers in 2023 with the same quantity of activity recalculated based on the consumption necessary for storing and handling the Picking Box Air bins.*





1



BIN WITH REINFORCED BASE

ART.	multiple order qty	size	overall dimensions			L	colour	
			W mm	D mm	H mm			
FPB0001R051LQ	48	1	108	173	76	1	Grey	
FPB0001R05139	48	1	108	173	76	1	Black	
FPB0001R05132	48	1	108	173	76	1	Blue	
FPB0001R0511Z	48	1	108	173	76	1	Yellow	
FPB0001R0512Y	48	1	108	173	76	1	Red	
FPB0001R0514Q	48	1	108	173	76	1	Green	



2



BIN WITH REINFORCED BASE

ART.	multiple order qty	size	overall dimensions			L	colour	
			W mm	D mm	H mm			
FPB0002R051LQ	36	2	160	234	127	3,8	Grey	
FPB0002R05139	36	2	160	234	127	3,8	Black	
FPB0002R05132	36	2	160	234	127	3,8	Blue	
FPB0002R0511Z	36	2	160	234	127	3,8	Yellow	
FPB0002R0512Y	36	2	160	234	127	3,8	Red	
FPB0002R0514Q	36	2	160	234	127	3,8	Green	



3A2



BIN WITH REINFORCED BASE

ART.	multiple order qty	size	overall dimensions			L	colour	
			W mm	D mm	H mm			
FPB03A2R051LQ	16	3A2	224	354	147	9,4	Grey	
FPB03A2R05139	16	3A2	224	354	147	9,4	Black	
FPB03A2R05132	16	3A2	224	354	147	9,4	Blue	
FPB03A2R0511Z	16	3A2	224	354	147	9,4	Yellow	
FPB03A2R0512Y	16	3A2	224	354	147	9,4	Red	
FPB03A2R0514Q	16	3A2	224	354	147	9,4	Green	



3



BIN WITH REINFORCED BASE

ART.	multiple order qty	size	overall dimensions			L	colour	
			W mm	D mm	H mm			
FPB0003R051LQ	12	3	224	354	203	12,5	Grey	
FPB0003R05139	12	3	224	354	203	12,5	Black	
FPB0003R05132	12	3	224	354	203	12,5	Blue	
FPB0003R0511Z	12	3	224	354	203	12,5	Yellow	
FPB0003R0512Y	12	3	224	354	203	12,5	Red	
FPB0003R0514Q	12	3	224	354	203	12,5	Green	



4

BIN WITH REINFORCED BASE

ART.	multiple order qty	size	overall dimensions			L	colour	
			W mm	D mm	H mm			
FPB0004R051LQ	12	4	333	508	203	28	Grey	
FPB0004R05139	12	4	333	508	203	28	Black	
FPB0004R05132	12	4	333	508	203	28	Blue	
FPB0004R0511Z	12	4	333	508	203	28	Yellow	
FPB0004R0512Y	12	4	333	508	203	28	Red	
FPB0004R0514Q	12	4	333	508	203	28	Green	



4A5

BIN WITH REINFORCED BASE

ART.	multiple order qty	size	overall dimensions			L	colour	
			W mm	D mm	H mm			
FPB04A5R051LQ	9	4A5	333	507	304	42	Grey	
FPB04A5R05139	9	4A5	333	507	304	42	Black	
FPB04A5R05132	9	4A5	333	507	304	42	Blue	
FPB04A5R0511Z	9	4A5	333	507	304	42	Yellow	
FPB04A5R0512Y	9	4A5	333	507	304	42	Red	
FPB04A5R0514Q	9	4A5	333	507	304	42	Green	



CABINETS WITH HINGED DOORS



CABINET WITH HINGED DOORS WITH 24 PICKING BOX AIR BINS

ART.	W mm	D mm	H mm	KG	bins colour	RAL	
PERFOMAK03	700	267	1001	450	■	7035+7016	
PERFOMAK04	700	267	1001	450	■	7035	
PERFOMAK05	700	267	1001	450	■	5012	

Made up of:

qty.	description
1	Cabinet with hinged doors
1	Kit of 5 adjustable shelves
8	Kit of 3 Picking Box Air bins size 2



CABINET WITH HINGED DOORS WITH 48 PICKING BOX AIR BINS

ART.	W mm	D mm	H mm	KG	bins colour	RAL	
PERFOMAK08	700	267	1651	500	■	7035+7016	
PERFOMAK09	700	267	1651	500	■	7035	
PERFOMAK10	700	267	1651	500	■	5012	

Made up of:

qty.	description
1	Cabinet with hinged doors
2	Kit of 5 adjustable shelves
36	Picking Box Air polypropylene Bin size 2
3	Kit of 4 Picking Box Air bins size 1
2	Stop for bins size 1



CABINET WITH HINGED DOORS WITH 72 PICKING BOX AIR BINS

ART.	W mm	D mm	H mm	KG	bins colour	RAL	
PERFOMAK13	700	267	1996	500	■	7035+7016	
PERFOMAK14	700	267	1996	500	■	7035	
PERFOMAK15	700	267	1996	500	■	5012	

Made up of:

qty.	description
1	Cabinet with hinged doors
1	Kit of 5 adjustable shelves
3	Kit of 3 adjustable shelves
36	Picking Box Air polypropylene Bin size 2
9	Kit of 4 Picking Box Air bins size 1
6	Stop for bins size 1

CABINETS WITHOUT HINGED DOORS



CABINET WITH 24 PICKING BOX AIR BINS

ART.	W mm	D mm	H mm	KG	bins colour	RAL	
PERFOMAK01	700	267	1001	450		7035	
PERFOMAK02	700	267	1001	450		5012	

Made up of:

qty.	description
1	Cabinet without hinged doors
1	Kit of 5 adjustable shelves
8	Kit of 3 Picking Box Air bins size 2



CABINET WITH 48 PICKING BOX AIR BINS

ART.	W mm	D mm	H mm	KG	bins colour	RAL	
PERFOMAK06	700	267	1651	500		7035	
PERFOMAK07	700	267	1651	500		5012	

Made up of:

qty.	description
1	Cabinet without hinged doors
2	Kit of 5 adjustable shelves
36	Picking Box Air polypropylene Bin size 2
3	Kit of 4 Picking Box Air bins size 1
2	Stop for bins size 1



CABINET WITH 72 PICKING BOX AIR BINS

ART.	W mm	D mm	H mm	KG	bins colour	RAL	
PERFOMAK11	700	267	1996	500		7035	
PERFOMAK12	700	267	1996	500		5012	

Made up of:

qty.	description
1	Cabinet without hinged doors
1	Kit of 5 adjustable shelves
3	Kit of 3 adjustable shelves
36	Picking Box Air polypropylene Bin size 2
9	Kit of 4 Picking Box Air bins size 1
6	Stop for bins size 1



COMPONENTS



CABINET WITH HINGED DOORS

ART.	W mm	D mm	H mm	KG	RAL	
FAK1040C000PD	700	267	1001	450	7035+7016	
FAK1040C00008	700	267	1001	450	7035	
FAK1040C00004	700	267	1001	450	5012	



CABINET WITH HINGED DOORS

ART.	W mm	D mm	H mm	KG	RAL	
FAK1066C000PD	700	267	1651	500	7035+7016	
FAK1066C00008	700	267	1651	500	7035	
FAK1066C00004	700	267	1651	500	5012	



CABINET WITH HINGED DOORS


ART.	W mm	D mm	H mm	KG	RAL	
FAK1080C000PD	700	267	1996	500	7035+7016	
FAK1080C00008	700	267	1996	500	7035	
FAK1080C00004	700	267	1996	500	5012	



COMPONENTS



CABINET WITHOUT HINGED DOORS

ART.	W mm	D mm	H mm		RAL	
FAK2040X00008	700	267	1001	450	7035	
FAK2040X00004	700	267	1001	450	5012	



CABINET WITHOUT HINGED DOORS

ART.	W mm	D mm	H mm		RAL	
FAK2066X00008	700	267	1651	500	7035	
FAK2066X00004	700	267	1651	500	5012	




CABINET WITHOUT HINGED DOORS

ART.	W mm	D mm	H mm		RAL	
FAK2080X00008	700	267	1996	500	7035	
FAK2080X00004	700	267	1996	500	5012	



KIT OF ADJUSTABLE SHELVES

ART.	W mm	D mm	H mm	no. of shelves		Finish	
FAK9020S299	675	235	17	3	50	Galvanised	
FAK9020S199	675	235	17	5	50	Galvanised	



STOP FOR BINS SIZE 1

ART.	W mm	D mm	H mm	Finish	
FAK90400099	671	31	11	Galvanised	



LOAD CAPACITY

RAL 7035 + RAL 7016

RAL 5012

RAL 7035

GALVANISED

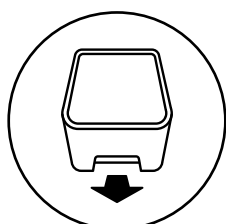
AIR RK BOX

PLASTIC CONTAINERS PRO+ SERIES

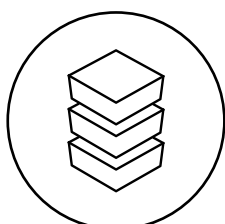


Air is the range of plastic bins created by Fami. Functional and stylish, these containers are designed to optimise the spaces and organisation of workstations, warehouses and transport.

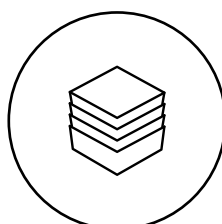
The **RK Box Air rack bins** are innovative solutions for the **safekeeping** and **storage** of a wide range of components. The unique design was created to be able to **stack** the various containers in total safety and to be able to **nest them one inside the other**, resulting in a notable **saving of space**. The large front opening makes it easier to remove the material, while the **reinforced bottom** has a special central groove which, used in combination with the shelf guide, transforms the bin into an actual **drawer** with an opening and closing lock.



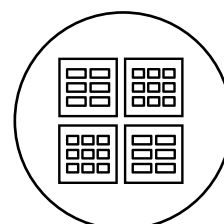
REMOVABLE



STACKABLE



NESTABLE



MODULAR

RK BOX AIR

Rack bins are characterised by:

1. Reinforced edges
2. Handle
3. Stacking inserts
4. Conical shape to facilitate nesting the bins one inside the other
5. Structural reinforcement for installing transversal dividers
6. Lid hook
7. Set up for front panel

Available in 2 colours:




PATENTED STACKING SYSTEM

The patented inserts ensure a firm and safe stacking of the various RK Box Air bins and distribute the weight evenly.



STACKABLE AND NESTABLE

RK Box Air bins can go from stacking to being nested one inside the other with a simple hand movement.



REINFORCED EDGES AND BOTTOM

The reinforced edges and bottom prevent deformation and strengthen the structure of the RK Box Air bins for containing heavy loads.



4 DIMENSIONS

The bins are available in two heights and two widths.



LABELS

Adhesive labels can be placed in the front space to facilitate classification of contents.



ACCESSORIES

RK Box Air bins can be completed with a wide range of accessories such as front panels, lids and transversal dividers.

MAXIMUM VISIBILITY

The accessories for dividing and protecting the contents are made of transparent polystyrene to ensure maximum visibility and immediate identification of the stored materials.

FAÇADE

The transparent front panel closes the front opening of the RK Box Air without blocking the view of the contents. The particular design adapts perfectly to the shape of the bin, inserting with a click. It can be used in combination with the lid to completely close the container.



DIVIDER

The transversal divider splits the internal space of the RK Box Air into several compartments for storing components of a different nature. It is transparent to allow viewing all the material and fits perfectly into the side reinforcements without taking up space.



LID

The RK Box Air lid is interlocked on the upper part of the bin and has a partial or total opening. Its transparency makes the contents always visible and it can be used in combination with the front panel for fully protecting the contents of the RK Box Air.



MODULAR RACKS FOR BINS

The bin rack has a variable number of shelves on which it is possible to organise the RK Box Air bins neatly and safely. Each shelf is equipped with a guide that fits perfectly into the groove on the bottom of the bin and which makes RK Box Air a practical and safe drawer, equipped with an opening and closing lock. Unlike the traditional racks for RK Box, therefore, it is not necessary to install rear stops as once the container is pulled out it will lock without falling. It is possible to expand the shelving at any time: in fact, you can simply stack the various racks using the practical flaps located in the upper part.





BIN WITH REINFORCED BASE - OVERALL DIM. (mm): W=141 D=310 H=91

ART.	multiple order qty	useful dimensions			L	colour	
		W mm	D mm	H mm			
FRK3014R05139	20	102	248	79	2,4	■	
FRK3014R05132	20	102	248	79	2,4	■	



BIN WITH REINFORCED BASE - OVERALL DIM. (mm): W=214 D=310 H=91

ART.	multiple order qty	useful dimensions			L	colour	
		W mm	D mm	H mm			
FRK3021R05139	20	176	245	79	4	■	
FRK3021R05132	20	176	245	79	4	■	



BIN WITH REINFORCED BASE - OVERALL DIM. (mm): W=141 D=310 H=142

ART.	multiple order qty	useful dimensions			L	colour	
		W mm	D mm	H mm			
FRK3114R05139	16	100	234	130	3,8	■	
FRK3114R05132	16	100	234	130	3,8	■	



BIN WITH REINFORCED BASE - OVERALL DIM. (mm): W=214 D=310 H=142

ART.	multiple order qty	useful dimensions			L	colour	
		W mm	D mm	H mm			
FRK3121R05139	16	174	234	130	6,5	■	
FRK3121R05132	16	174	234	130	6,5	■	



ACCESSORIES

TRANSVERSAL DIVIDER FOR RK BOX AIR BIN



ART.	multiple order qty	suitable for	
FRKD014T00096	20	FRK3014R051	
FRKD021T00096	20	FRK3021R051	
FRKD114T00096	16	FRK3114R051	
FRKD121T00096	16	FRK3121R051	

The transversal divider fits perfectly into the bin reinforcements to create several storage areas without taking up space.



FAÇADE FOR RK BOX AIR BIN



ART.	multiple order qty	suitable for	
FRKF014000096	20	FRK3014R051	
FRKF021000096	20	FRK3021R051	
FRKF114000096	16	FRK3114R051	
FRKF121000096	16	FRK3121R051	

The front panel is shaped to adapt to the shape of the front of the bin.



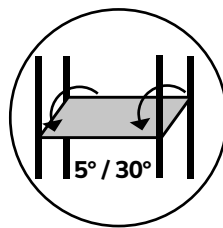
LID FOR RK BOX AIR BIN



ART.	multiple order qty	suitable for	
FRK3C14000096	20	FRK3014R051 FRK3114R051	
FRK3C21000096	20	FRK3021R051 FRK3121R051	

The lid interlocks on the upper edges of the bin and has a partial or total opening.





RACK WITH 7 INCLINED SHELVES

ART.	W mm	D mm	H mm	no. of 4-separator kits	Finish
ST1036	1057	521	2016	10	Galvanised
ST1037	1057	621	2016	10	Galvanised
ST1038	1057	821	2016	10	Galvanised

Complete with box-stop edges and pair of brackets for 5°/30° inclined shelves

! Shelves with a depth of 500 mm, load capacity of 120 kg. Shelves with depths of 600 and 800 mm, load capacity of 300 kg.





D= 300 mm



RACK WITH 9 RK BOX AIR BINS

ART.	W mm	D mm	H mm	bins		RAL
				no.	colour	
RKBOX3051	496	304	546	6 x FRK3114R05139 3 x FRK3121R05139	■	7035
RKBOX3050	496	304	546	6 x FRK3114R05132 3 x FRK3121R05132	■	7000

Made up of:

qty.	description
1	4-shelf rack
1	Kit of 9 RK Box Air bins



RACK WITH 9 RK BOX AIR BINS WITH DIVIDER GUIDES AND FRONT PANELS

ART.	W mm	D mm	H mm	bins		RAL
				no.	colour	
RKBOX3053	496	304	546	6 x FRK3114R05139 3 x FRK3121R05139	■	7035
RKBOX3052	496	304	546	6 x FRK3114R05132 3 x FRK3121R05132	■	7000

Made up of:

qty.	description
1	4-shelf rack
1	Kit of 9 RK Box Air bins
1	Kit of 9 guides with dividers and front panels



RACK WITH 9 RK BOX AIR BINS WITH LID GUIDES AND FRONT PANELS

ART.	W mm	D mm	H mm	bins		RAL
				no.	colour	
RKBOX3055	496	304	546	6 x FRK3114R05139 3 x FRK3121R05139	■	7035
RKBOX3054	496	304	546	6 x FRK3114R05132 3 x FRK3121R05132	■	7000

Made up of:

qty.	description
1	4-shelf rack
1	Kit of 9 RK Box Air bins
1	Kit of 9 guides with lids and front panels



RK Box Air does not require stops when inserted into racks. The installed guide and the shape of the bottom of the bin itself allow the RK Box Air to be used as a drawer thanks to the unique opening and closing locking mechanism.



D= 300 mm



RACK WITH 12 RK BOX AIR BINS

ART.	W mm	D mm	H mm	bins		RAL	
				no.	colour		
RKBOX3057	496	304	546	8 x FRK3014R05139 4 x FRK3021R05139		7035	
RKBOX3056	496	304	546	8 x FRK3014R05132 4 x FRK3021R05132		7000	

Made up of:

qty.	description
1	5-shelf rack
1	Kit of 12 RK Box Air bins



RACK WITH 12 RK BOX AIR BINS WITH DIVIDER GUIDES AND FRONT PANELS

ART.	W mm	D mm	H mm	bins		RAL	
				no.	colour		
RKBOX3059	496	304	546	8 x FRK3014R05139 4 x FRK3021R05139		7035	
RKBOX3058	496	304	546	8 x FRK3014R05132 4 x FRK3021R05132		7000	

Made up of:

qty.	description
1	5-shelf rack
1	Kit of 12 RK Box Air bins
1	Kit of 12 guides with dividers and front panels



RACK WITH 12 RK BOX AIR BINS WITH LID GUIDES AND FRONT PANELS

ART.	W mm	D mm	H mm	bins		RAL	
				no.	colour		
RKBOX3061	496	304	546	8 x FRK3014R05139 4 x FRK3021R05139		7035	
RKBOX3060	496	304	546	8 x FRK3014R05132 4 x FRK3021R05132		7000	

Made up of:

qty.	description
1	5-shelf rack
1	Kit of 12 RK Box Air bins
1	Kit of 12 guides with lids and front panels



RAL 7000

RAL 7035

SHELVING COMPONENTS FOR RK BOX AIR



EMPTY RACK

ART.	W mm	D mm	H mm	no. of shelves	RAL
FRKBX30040008	496	304	546	4	7035
FRKBX30040001	496	304	546	4	7000
FRKBX30050008	496	304	546	5	7035
FRKBX30050001	496	304	546	5	7000




KIT OF 9 RK BOX AIR BINS

ART.	suitable for	bins	
		no.	colour
FRKBX30KB0139	FRKBX300400	6 x FRK3114R05139 3 x FRK3121R05139	Black
FRKBX30KB0132	FRKBX300400	6 x FRK3114R05132 3 x FRK3121R05132	Blue



KIT OF 12 RK BOX AIR BINS


ART.	suitable for	bins	
		no.	colour
FRKBX30KB0239	FRKBX300500	8 x FRK3014R05139 4 x FRK3021R05139	Black
FRKBX30KB0232	FRKBX300500	8 x FRK3014R05132 4 x FRK3021R05132	Blue



KIT OF 9 GUIDES WITH DIVIDERS AND FRONT PANELS

ART.	suitable for
FRKBX30KD0100	FRKBX300400

This kit consists of 9 guides for installing the RK Box Air on the rack, 9 dividers and 9 front panels for bins.



KIT OF 12 GUIDES WITH DIVIDERS AND FRONT PANELS

ART.	suitable for
FRKBX30KD0200	FRKBX300500

This kit consists of 12 guides for installing the RK Box Air on the rack, 12 dividers and 12 front panels for bins.



KIT OF 9 GUIDES WITH LIDS AND FRONT PANELS

ART.	suitable for
FRKBX30KC0100	FRKBX300400

This kit consists of 9 guides for installing the RK Box Air on the rack, 9 lids and 9 front panels for bins.



KIT OF 12 GUIDES WITH LIDS AND FRONT PANELS

ART.	suitable for
FRKBX30KC0200	FRKBX300500

This kit consists of 12 guides for installing the RK Box Air on the rack, 12 lids and 12 front panels for bins.



The modular frame is used to stack shelving with the same depth or with decreasing depth.

In fact, each shelving unit has fins in the upper part to stack the different modules stably and safely.



 RAL 7000

 RAL 7035

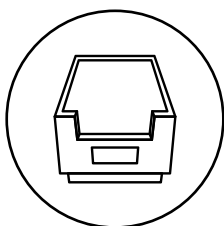
CLASSIC PICKING BOX

PLASTIC CONTAINERS
PRO SERIES

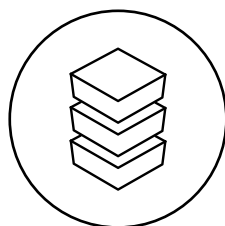


The **Picking Box hopper-type front opening bins** are the professional solutions for the management and collection of small components, spare parts and small items. They are characterised by **a front opening** which facilitates viewing and removal of the contained material and are equipped with **reinforced edges** to be able to stack them in complete safety.

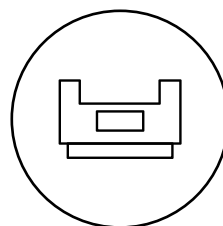
Picking Box can be enhanced with a wide range of accessories, both to divide the internal space and to protect and identify the contents. In addition to traditional dividers, in fact, façades, dust covers, lids and labels are available.



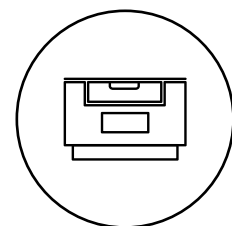
**HOPPER-TYPE
FRONT OPENING**



STACKABLE



**STANDARD
LABELS**



**WIDE RANGE OF
ACCESSORIES**

CLASSIC



PICKING BOX

The different models of bins with hopper-type opening are characterised by:

1. Suspension guides with reinforced edges
2. Beveled front corners
3. Label holder with standard labels
4. Fitting for longitudinal divider
5. Couplings for accessories

Available in 4 colours:



REINFORCED EDGES

The reinforced edges make the frame of the bin more sturdy and facilitate weight distribution in the event of stacking, avoiding deformation.

HANDLES

The front and rear handles are ergonomic to facilitate gripping and moving of the Picking Box within the work area.

BASE

The hopper-type opening bins are available with a smooth base or reinforced base for a higher load capacity.



STACKABLE AND COMPATIBLE

The particular shape of the upper and lower part of the bins with hopper-type opening allows **stable and safe stacking** of the Picking Box even of different sizes and in the presence of lids and dust covers. In case of stacking, access to the material contained is still possible thanks to the front opening.

Furthermore, the Picking Box Classic are **compatible** with the bins with hopper-type opening of **other brands**.

DIVISION AND PROTECTION

Façade




Dust cover



Lid



Longitudinal divider



Crosspiece



BIN WITH SMOOTH BASE - OVERALL DIM. (mm): W=103 D=160 H=75


ART.	multiple order qty	size	useful dimensions			L	colour	
			W mm	D mm	H mm			
FAXPB0001L0513Z	40	1	85	136	68	0,8		
FAXPB0001L0511Z	40	1	85	136	68	0,8		
FAXPB0001L0512Y	40	1	85	136	68	0,8		
FAXPB0001L0515S	40	1	85	136	68	0,8		

BIN WITH SMOOTH BASE - OVERALL DIM. (mm): W=150 D=230 H=125


ART.	multiple order qty	size	useful dimensions			L	colour	
			W mm	D mm	H mm			
FAXPB0002L0513Z	20	2	127	196	116	3		
FAXPB0002L0511Z	20	2	127	196	116	3		
FAXPB0002L0512Y	20	2	127	196	116	3		
FAXPB0002L0515S	20	2	127	196	116	3		

BIN WITH SMOOTH BASE - OVERALL DIM. (mm): W=210 D=350 H=145


ART.	multiple order qty	size	useful dimensions			L	colour	
			W mm	D mm	H mm			
FAXPB03A2L0513Z	10	3A2	184	296	134	7,5		
FAXPB03A2L0511Z	10	3A2	184	296	134	7,5		
FAXPB03A2L0512Y	10	3A2	184	296	134	7,5		
FAXPB03A2L0515S	10	3A2	184	296	134	7,5		

BIN WITH SMOOTH BASE - OVERALL DIM. (mm): W=210 D=350 H=200


ART.	multiple order qty	size	useful dimensions			L	colour	
			W mm	D mm	H mm			
FAXPB0003L0513Z	10	3	184	296	188	10		
FAXPB0003L0511Z	10	3	184	296	188	10		
FAXPB0003L0512Y	10	3	184	296	188	10		
FAXPB0003L0515S	10	3	184	296	188	10		

BIN WITH SMOOTH BASE - OVERALL DIM. (mm): W=313 D=500 H=145


ART.	multiple order qty	size	useful dimensions			L	colour	
			W mm	D mm	H mm			
FAXPB04A2L0513Z	8	4A2	278	445	132	17		
FAXPB04A2L0511Z	8	4A2	278	445	132	17		
FAXPB04A2L0512Y	8	4A2	278	445	132	17		
FAXPB04A2L0515S	8	4A2	278	445	132	17		

BIN WITH SMOOTH BASE - OVERALL DIM. (mm): W=313 D=500 H=200


ART.	multiple order qty	size	useful dimensions			L	colour	
			W mm	D mm	H mm			
FAXPB0004L0513Z	6	4	278	445	186	24		
FAXPB0004L0511Z	6	4	278	445	186	24		
FAXPB0004L0512Y	6	4	278	445	186	24		
FAXPB0004L0515S	6	4	278	445	186	24		

Load capacity: 35 kg

CLASSIC

PICKING BOX


RK BOX

EURO BOX

EURO BOX - ESD

VISUAL BOX

MAT



4R



4A5

BIN WITH REINFORCED BASE - OVERALL DIM. (mm): W=313 D=500 H=200

ART.	multiple order qty	size	useful dimensions			L	colour	
			W mm	D mm	H mm			
FAXPB0004R0513Z	6	4	278	445	186	24	■	

⚠ Load capacity: 50 kg

BIN WITH SMOOTH BASE - OVERALL DIM. (mm): W=313 D=500 H=300

ART.	multiple order qty	size	useful dimensions			L	colour	
			W mm	D mm	H mm			
FAXPB04A5L0513Z	4	4A5	278	445	286	36	■	
FAXPB04A5L0511Z	4	4A5	278	445	286	36	■	
FAXPB04A5L0512Y	4	4A5	278	445	286	36	■	
FAXPB04A5L0515S	4	4A5	278	445	286	36	■	



BIN WITH SMOOTH BASE - OVERALL DIM. (mm): W=102 D=85 H=50

ART.	multiple order qty	size	useful dimensions			L	colour	
			W mm	D mm	H mm			
FAXPB0000L0513Z	60	0	86	66	43	0,25	■	
FAXPB0000L0511Z	60	0	86	66	43	0,25	■	
FAXPB0000L0512Y	60	0	86	66	43	0,25	■	
FAXPB0000L0515S	60	0	86	66	43	0,25	■	



0

L
CAPACITY



FAÇADE FOR PICKING BOX CLASSIC BIN

ART.	multiple order qty	suitable for	size	
FAXPBF001000096	10	FAXPB0001L051	1	
FAXPBF002000096	10	FAXPB0002L051	2	
FAXPBF003000096	10	FAXPB0003L051	3	
FAXPBF004000096	10	FAXPB0004L051 FAXPB0004R051	4	
FAXPBF3A2000096	10	FAXPB03A2L051	3A2	
FAXPBF4A2000096	10	FAXPB04A2L051	4A2	
FAXPBF4A5000096	10	FAXPB04A5L051	4A5	

The façades features an anti-release mechanism that prevents the component from detaching from the housing when opened.



DUST COVER FOR PICKING BOX CLASSIC BIN

ART.	multiple order qty	suitable for	size	
FAXPBP002000096	10	FAXPB0002L051	2	
FAXPBP003000096	10	FAXPB0003L051 FAXPB03A2L051	3/3A2	
FAXPBP004000096	10	FAXPB0004L051 FAXPB0004R051 FAXPB04A2L051 FAXPB04A5L051	4/4A2/4A5	

The bin dust cover can be installed in combination with the façade.



LID FOR PICKING BOX CLASSIC BIN

ART.	multiple order qty	suitable for	size	
FAXPBC000005196	10	FAXPB0000L051	0	
FAXPBC001005196	10	FAXPB0001L051	1	
FAXPBC002005196	10	FAXPB0002L051	2	

The lid is equipped with a push-to-open opening system.





LONGITUDINAL DIVIDER FOR PICKING BOX CLASSIC BIN

ART.	multiple order qty	suitable for	size	
FAXPBD003L07108	10	FAXPB0003L051 FAXPB03A2L051	3/3A2	
FAXPBD004L07108	10	FAXPB0004L051 FAXPB0004R051 FAXPB04A5L051	4/4A5	

The longitudinal divider is installed by inserting it into the grooves inside the bin.



CROSSPIECE FOR PICKING BOX CLASSIC BIN

ART.	multiple order qty	suitable for	size	
FAXPBM004000007	10	FAXPB0004L051 FAXPB0004R051 FAXPB04A2L051 FAXPB04A5L051	4/4A2/4A5	


The crosspiece is fixed with screws in the front part of the bin, at the opening.



LABEL HOLDER FOR PICKING BOX CLASSIC BIN

ART.	multiple order qty	suitable for	size	
FAXPBE000P00096	50	FAXPB0000L051	0	
FAXPBE001P00096	50	FAXPB0001L051	1	
FAXPBE002P00096	50	FAXPB0002L051 FAXPB0003L051 FAXPB03A2L051	2/3/3A2	
FAXPBE004P00096	50	FAXPB0004L051 FAXPB0004R051 FAXPB04A2L051	4/4A2	
FAXPBE4A5P00096	50	FAXPB04A5L051	4A5	

The label holder protects the labels from dust and dirt and is inserted into the front housing of the bin with hopper-type opening.



ADDITIONAL LABELS FOR PICKING BOX CLASSIC BIN

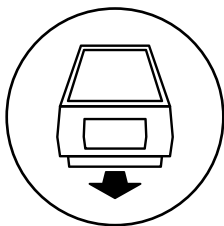
ART.	multiple order qty	n. labels per sheet	suitable for	size	
FAXPBE000F00013	25	64	FAXPB0000L051	0	
FAXPBE001F00013	25	40	FAXPB0001L051	1	
FAXPBE002F00013	25	16	FAXPB0002L051 FAXPB0003L051 FAXPB03A2L051	2/3/3A2	
FAXPBE004F00013	25	7	FAXPB0004L051 FAXPB0004R051 FAXPB04A2L051	4/4A2	
FAXPBE4A5F00013	25	5	FAXPB04A5L051	4A5	

CLASSIC RK BOX

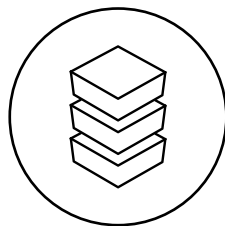
PLASTIC BOXES PRO SERIES



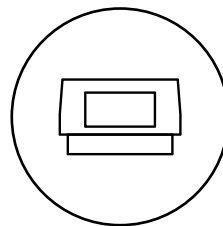
The **RK Box** boxes are used for the storage of small parts and small components and are sufficiently sized to be able to store these items inside **shelves**. The different models and formats, in fact, can be inserted into the dedicated compartments of the modular shelving to create an organised and tidy **C-Parts warehouse**. Stacking is guaranteed by the design of the upper edge and of the base and, thanks to the lateral ribs, there is no deformation as the weight is distributed along the entire box. RK Box are equipped with internal grooves for the insertion of longitudinal and transversal dividers and are designed for the addition of a practical dust cover to protect the contents from dirt and dust.



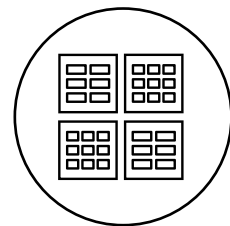
REMOVABLE



STACKABLE



STANDARD
LABELS



MODULAR

CLASSIC



RK BOX

The shelving boxes are characterised by:

1. Suspension guides with reinforced edges
2. Beveled front corners
3. Label holder with standard labels
4. Fitting for transversal divider
5. Fitting for longitudinal divider



REINFORCED EDGES

The reinforced edges allow stacking of the box and prevent it from deforming due to the weight. The base is smooth and has dedicated guides to facilitate the sliding of RK Box in the shelving guides.



DIVIDERS

The grooves on the side and rear walls facilitate the insertion of longitudinal and transversal dividers to organise the internal space.



MODULAR SHELVING

The RK Box boxes can be stored in the dedicated steel shelving with shelves to create an organised supply area. In fact, each shelf has suitable slots on which to install the guides for sliding of the boxes.


LOCK

The rear lock prevents the box from accidentally falling from the shelving when it is being removed.



DIVISION AND PROTECTION

Longitudinal divider



Transversal divider



Dust cover



CLASSIC

D= 300 mm



BIN WITH SMOOTH BASE - OVERALL DIM. (mm): W=117 D=300 H=90

ART.	multiple order qty	useful dimensions			L	colour	
		W mm	D mm	H mm			
FAXRK3012L0513K	16	92	259	80	2		



BIN WITH SMOOTH BASE - OVERALL DIM. (mm): W=156 D=300 H=90

ART.	multiple order qty	useful dimensions			L	colour	
		W mm	D mm	H mm			
FAXRK3016L0513K	12	133	256	80	2,7		



BIN WITH SMOOTH BASE - OVERALL DIM. (mm): W=234 D=300 H=90

ART.	multiple order qty	useful dimensions			L	colour	
		W mm	D mm	H mm			
FAXRK3024L0513K	8	208	254	80	4,4		

D= 400 mm



BIN WITH SMOOTH BASE - OVERALL DIM. (mm): W=117 D=400 H=90

ART.	multiple order qty	useful dimensions			L	colour	
		W mm	D mm	H mm			
FAXRK4012L0513K	16	92	358	80	2,7		



BIN WITH SMOOTH BASE - OVERALL DIM. (mm): W=156 D=400 H=90

ART.	multiple order qty	useful dimensions			L	colour	
		W mm	D mm	H mm			
FAXRK4016L0513K	12	133	356	80	3,8		



BIN WITH SMOOTH BASE - OVERALL DIM. (mm): W=234 D=400 H=90


ART.	multiple order qty	useful dimensions			L	colour	
		W mm	D mm	H mm			
FAXRK4024L0513K	8	208	354	80	6		

CLASSIC

D= 500 mm




BIN WITH SMOOTH BASE - OVERALL DIM. (mm): W=117 D=500 H=90

ART.	multiple order qty	useful dimensions			L	colour	
		W mm	D mm	H mm			
FAXRK5012L0513K	16	92	456	80	3,5		




BIN WITH SMOOTH BASE - OVERALL DIM. (mm): W=156 D=500 H=90

ART.	multiple order qty	useful dimensions			L	colour	
		W mm	D mm	H mm			
FAXRK5016L0513K	12	133	456	80	4,9		



BIN WITH SMOOTH BASE - OVERALL DIM. (mm): W=234 D=500 H=90

ART.	multiple order qty	useful dimensions			L	colour	
		W mm	D mm	H mm			
FAXRK5024L0513K	8	208	451	80	7,8		





DUST COVER FOR RK BOX CLASSIC BOX

ART.	multiple order qty	suitable for	
FAXRK3P12000096	10	FAXRK3012L051	
FAXRK3P16000096	10	FAXRK3016L051	
FAXRK3P24000096	10	FAXRK3024L051	
FAXRK4P12000096	10	FAXRK4012L051	
FAXRK4P16000096	10	FAXRK4016L051	
FAXRK4P24000096	10	FAXRK4024L051	
FAXRK5P12000096	10	FAXRK5012L051	
FAXRK5P16000096	10	FAXRK5016L051	
FAXRK5P24000096	10	FAXRK5024L051	

The dust cover is positioned at the top of the box and protects the contents from dust and dirt.



LONGITUDINAL DIVIDER FOR RK BOX CLASSIC BOX

ART.	multiple order qty	suitable for	
FAXRK30D0L00033	10	FAXRK3016L051 FAXRK3024L051	
FAXRK40D0L00033	10	FAXRK4016L051 FAXRK4024L051	
FAXRK50D0L00033	10	FAXRK5016L051	
FAXRK50D0L10033	10	FAXRK5024L051	

The longitudinal divider is installed by inserting it into the grooves inside the box.



TRANSVERSAL DIVIDER FOR RK BOX CLASSIC BOX

ART.	multiple order qty	suitable for	
FAXRKD012T05196	10	FAXRK3012L051 FAXRK4012L051 FAXRK5012L051	
FAXRKD016T05196	10	FAXRK3016L051 FAXRK4016L051 FAXRK5016L051	
FAXRKD024T05196	10	FAXRK3024L051 FAXRK4024L051 FAXRK5024L051	

The transversal divider separates the inside of the box into several areas to store different types of small items. It is supplied as standard with a label.



CLASSIC

ACCESSORIES


PICKING BOX	RK BOX	EURO BOX	EURO BOX - ESD	VISUAL BOX	MAT
-------------	---------------	----------	----------------	------------	-----



RK BOX CLASSIC BOX LABEL HOLDER

ART.	multiple order qty	suitable for
FAXRKE012P00096	50	FAXRK3012L051 FAXRK4012L051 FAXRK5012L051
FAXRKE016P00096	50	FAXRK3016L051 FAXRK4016L051 FAXRK5016L051
FAXRKE024P00096	50	FAXRK3024L051 FAXRK4024L051 FAXRK5024L051

The label holder protects the labels from dust and dirt and is inserted into the front housing of the RK Box bin.



ADDITIONAL LABELS FOR RK BOX CLASSIC BOX

ART.	multiple order qty	n. labels per sheet	suitable for
FAXRKE012F00013	25	15	FAXRK3012L051 FAXRK4012L051 FAXRK5012L051
FAXRKE016F00013	25	10	FAXRK3016L051 FAXRK4016L051 FAXRK5016L051
FAXRKE024F00013	25	7	FAXRK3024L051 FAXRK4024L051 FAXRK5024L051



CLASSIC

PICKING BOX

RK BOX

EURO BOX

EURO BOX - ESD

VISUAL BOX

MAT

D= 300 mm



SHELVING WITH 16 RK BOX CLASSIC BOXES

ART.	W mm	D mm	H mm	n. bins	RAL	
RKBOX3001	496	304	546	16 x FAXRK3012L0513K	7000	

Complete with guides and rear stops



SHELVING WITH 12 RK BOX CLASSIC BOXES

ART.	W mm	D mm	H mm	n. bins	RAL	
RKBOX3002	496	304	546	12 x FAXRK3016L0513K	7000	

Complete with guides and rear stops



SHELVING WITH 8 RK BOX CLASSIC BOXES

ART.	W mm	D mm	H mm	n. bins	RAL	
RKBOX3003	496	304	546	8 x FAXRK3024L0513K	7000	

Complete with guides and rear stops

D= 400 mm



SHELVING WITH 16 RK BOX CLASSIC BOXES

ART.	W mm	D mm	H mm	n. bins	RAL	
RKBOX4001	496	404	546	16 x FAXRK4012L0513K	7000	

Complete with guides and rear stops



SHELVING WITH 12 RK BOX CLASSIC BOXES

ART.	W mm	D mm	H mm	n. bins	RAL	
RKBOX4002	496	404	546	12 x FAXRK4016L0513K	7000	

Complete with guides and rear stops



SHELVING WITH 8 RK BOX CLASSIC BOXES

ART.	W mm	D mm	H mm	n. bins	RAL	
RKBOX4003	496	404	546	8 x FAXRK4024L0513K	7000	

Complete with guides and rear stops

CLASSIC

D= 500 mm



SHELVING WITH 16 RK BOX CLASSIC BOXES

ART.	W mm	D mm	H mm	n. bins	RAL
RKBOX5001	496	504	546	16 x FAXRK5012L0513K	7000

Complete with guides and rear stops



SHELVING WITH 12 RK BOX CLASSIC BOXES

ART.	W mm	D mm	H mm	n. bins	RAL
RKBOX5002	496	504	546	12 x FAXRK5016L0513K	7000

Complete with guides and rear stops



SHELVING WITH 8 RK BOX CLASSIC BOXES

ART.	W mm	D mm	H mm	n. bins	RAL
RKBOX5003	496	504	546	8 x FAXRK5024L0513K	7000

Complete with guides and rear stops



SHELVING COMPONENTS FOR RK BOX CLASSIC



EMPTY RACK

ART.	W mm	D mm	H mm	no. of shelves	RAL
FRKBX30050001	496	304	546	5	7000
FRKBX30050008	496	304	546	5	7035
FRKBX40050001	496	404	546	5	7000
FRKBX50050001	496	504	546	5	7000




KIT 4 GUIDES PER SHELVING UNIT

ART.	for shelving D mm	Finish
FRKBX30KG0499	300	Galvanised
FRKBX40KG0499	400	Galvanised
FRKBX50KG0499	500	Galvanised



KIT OF REAR STOPS FOR RK BOX CLASSIC BINS

ART.	No. of stops	suitable for	Finish
FRKBX00KS1699	16	FAXRK3012L051 FAXRK4012L051 FAXRK5012L051	Galvanised
FRKBX00KS1299	12	FAXRK3016L051 FAXRK4016L051 FAXRK5016L051	Galvanised
FRKBX00KS0899	8	FAXRK3024L051 FAXRK4024L051 FAXRK5024L051	Galvanised





The modular frame is used to stack shelving with the same depth or with decreasing depth.

In fact, each shelving unit has fins in the upper part to stack the different modules stably and safely.



RAL 7000



RAL 7035



GALVANISED

CLASSIC EURO BOX

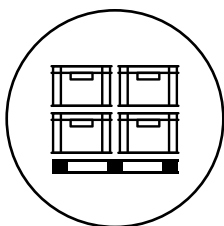
PLASTIC BOXES PRO SERIES



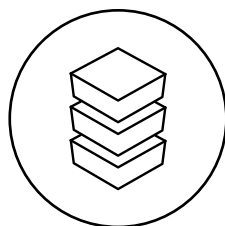
The **Euro Box** are typically used for the organisation of warehouses and, above all, in distribution and logistics. These boxes, in fact, have dimensions that are compatible with **Euro pallets** for load optimisation during transportation.

Euro Box is available in different variants based on the type of handle (closed, open, shell) or base chosen (smooth or reinforced). The reinforced edges make the entire frame more solid and sturdy and allow the stacking of multiple boxes both with and without lids. Divider boxes and comb dividers in polypropylene are available for internal division of the container and for better management of the material to be stored.

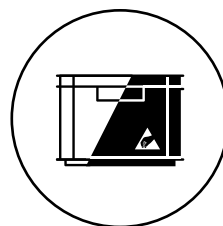
The **Euro Boxes ESD** are made of conductive polypropylene for use in environments at risk of electrostatic discharge.



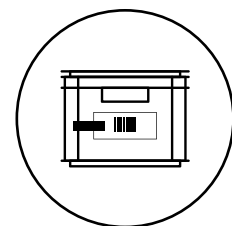
**MEASUREMENTS
COMPATIBLE WITH
EUROPALLETS**



STACKABLE



**POLYPROPYLENE
OR ESD
POLYPROPYLENE**



**WIDE RANGE OF
ACCESSORIES**

CLASSIC



EURO BOX

The boxes are characterised by:

1. Reinforced walls
2. Provision for lid
3. Handles (open, closed or shell)
4. Smooth or reinforced base



REINFORCED EDGES

The reinforced edges strengthen the entire frame, making it resistant to heavy loads in the event of stacking. The latter can occur even if the hinged lid is present.

HANDLES

In addition to traditional closed or open handles, Euro Box is also available with a shell handle.

BASE

The Euro Box containers are available with a smooth base or reinforced base for a higher load capacity.



ESD POLYPROPYLENE

The ESD polypropylene Euro Boxes can be used for the storage and transportation of electronic products as they protect the contents from possible electrostatic discharges.



CUSTOM BRANDING

Upon request it is possible to brand the Euro Box containers with the company name or logo.

DIVISION AND PROTECTION

400x300 divider boxes



600x400 divider boxes



Comb dividers



Label holder



Closure



CLASSIC

PICKING BOX

RK BOX

EURO BOX

EURO BOX - ESD

VISUAL BOX

MAT

300x200 mm



HINGED LID

ART.	W mm	D mm	H mm	colour	
FAXEB32C0005137	300	200	22		

BIN WITH SMOOTH BASE - OVERALL DIM. (mm): W=300 D=200 H=120

ART.	useful dimensions				colour	
	W mm	D mm	H mm			
FAXEB3212L15137	260	160	117	4,9		



BIN WITH SMOOTH BASE - OVERALL DIM. (mm): W=300 D=200 H=147

ART.	useful dimensions				colour	
	W mm	D mm	H mm			
FAXEB3215L15137	260	160	145	6		



BIN WITH SMOOTH BASE - OVERALL DIM. (mm): W=300 D=200 H=220

ART.	useful dimensions				colour	
	W mm	D mm	H mm			
FAXEB3222L15137	260	160	218	9,1		



400x300 mm



HINGED LID

ART.	W mm	D mm	H mm	colour	
FAXEB43C0005137	400	300	22		

BIN WITH SMOOTH BASE - OVERALL DIM. (mm): W=400 D=300 H=120

ART.	useful dimensions				colour	
	W mm	D mm	H mm			
FAXEB4312L15137	360	258	118	11		



BIN WITH SMOOTH BASE - OVERALL DIM. (mm): W=400 D=300 H=170

ART.	useful dimensions				colour	
	W mm	D mm	H mm			
FAXEB4317L05137	358	258	168	15,5		



CLASSIC

400x300 mm

PICKING BOX	RK BOX	EURO BOX	EURO BOX - ESD	VISUAL BOX	MAT
-------------	--------	-----------------	----------------	------------	-----

BIN WITH SMOOTH BASE - OVERALL DIM. (mm): W=400 D=300 H=220



ART.	useful dimensions			L	colour	
	W mm	D mm	H mm			
FAXEB4322L05137	358	258	217	19,9	■	



BOX WITH REINFORCED BASE - OVERALL DIM. (mm): W=400 D=300 H=220



ART.	useful dimensions			L	colour	
	W mm	D mm	H mm			
FAXEB4322R25137	358	258	205	18,9	■	



BIN WITH SMOOTH BASE - OVERALL DIM. (mm): W=400 D=300 H=270



ART.	useful dimensions			L	colour	
	W mm	D mm	H mm			
FAXEB4327L05137	358	256	267	24,3	■	



BOX WITH REINFORCED BASE - OVERALL DIM. (mm): W=400 D=300 H=270



ART.	useful dimensions			L	colour	
	W mm	D mm	H mm			
FAXEB4327R25137	358	256	255	23,4	■	



BIN WITH SMOOTH BASE - OVERALL DIM. (mm): W=400 D=300 H=320



ART.	useful dimensions			L	colour	
	W mm	D mm	H mm			
FAXEB4332L05137	358	256	316	29	■	



BOX WITH REINFORCED BASE - OVERALL DIM. (mm): W=400 D=300 H=320



ART.	useful dimensions			L	colour	
	W mm	D mm	H mm			
FAXEB4332R25137	358	256	305	28	■	



CLASSIC

600x400 mm



PICKING BOX	RK BOX	EURO BOX	EURO BOX - ESD	VISUAL BOX	MAT
-------------	--------	-----------------	----------------	------------	-----

HINGED LID

ART.	W mm	D mm	H mm	colour	
FAXEB64C0005137	600	400	22	■	

BIN WITH SMOOTH BASE - OVERALL DIM. (mm): W=600 D=400 H=75

ART.	useful dimensions			L	colour	
	W mm	D mm	H mm			
FAXEB6408L05137	555	355	72	14,2	■	



BIN WITH SMOOTH BASE - OVERALL DIM. (mm): W=600 D=400 H=120

ART.	useful dimensions			L	colour	
	W mm	D mm	H mm			
FAXEB6412L15137	555	358	115	22,8	■	



BOX WITH REINFORCED BASE - OVERALL DIM. (mm): W=600 D=400 H=115

ART.	useful dimensions			L	colour	
	W mm	D mm	H mm			
FAXEB6412R15137	555	358	100	19,9	■	



BIN WITH SMOOTH BASE - OVERALL DIM. (mm): W=600 D=400 H=150

ART.	useful dimensions			L	colour	
	W mm	D mm	H mm			
FAXEB6415L05137	553	353	145	28,3	■	



BOX WITH REINFORCED BASE - OVERALL DIM. (mm): W=600 D=400 H=150

ART.	useful dimensions			L	colour	
	W mm	D mm	H mm			
FAXEB6415R25137	553	353	130	25,4	■	



CLASSIC

600x400 mm



BIN WITH SMOOTH BASE - OVERALL DIM. (mm): W=600 D=400 H=170

ART.	useful dimensions			L	colour	
	W mm	D mm	H mm			
FAXEB6417L05137	555	355	165	32,5	■	



BOX WITH REINFORCED BASE - OVERALL DIM. (mm): W=600 D=400 H=170

ART.	useful dimensions			L	colour	
	W mm	D mm	H mm			
FAXEB6417R25137	555	355	152	29,9	■	



BIN WITH SMOOTH BASE - OVERALL DIM. (mm): W=600 D=400 H=220

ART.	useful dimensions			L	colour	
	W mm	D mm	H mm			
FAXEB6422L05137	555	358	217	43,1	■	



BOX WITH REINFORCED BASE - OVERALL DIM. (mm): W=600 D=400 H=215

ART.	useful dimensions			L	colour	
	W mm	D mm	H mm			
FAXEB6422R25137	555	358	200	39,7	■	



BIN WITH SMOOTH BASE - OVERALL DIM. (mm): W=600 D=400 H=236

ART.	useful dimensions			L	colour	
	W mm	D mm	H mm			
FAXEB6424L05137	555	357	231	45,8	■	



BOX WITH REINFORCED BASE - OVERALL DIM. (mm): W=600 D=400 H=232

ART.	useful dimensions			L	colour	
	W mm	D mm	H mm			
FAXEB6424R25137	555	357	215	42,6	■	



CLASSIC

600x400 mm



BIN WITH SMOOTH BASE - OVERALL DIM. (mm): W=600 D=400 H=280

ART.	useful dimensions			L	colour	
	W mm	D mm	H mm			
FAXEB6428L05137	553	355	277	54,4	■	



BOX WITH REINFORCED BASE - OVERALL DIM. (mm): W=600 D=400 H=280

ART.	useful dimensions			L	colour	
	W mm	D mm	H mm			
FAXEB6428R25137	553	355	260	51	■	



BIN WITH SMOOTH BASE - OVERALL DIM. (mm): W=600 D=400 H=320

ART.	useful dimensions			L	colour	
	W mm	D mm	H mm			
FAXEB6432L05137	551	352	318	60,3	■	



BOX WITH REINFORCED BASE - OVERALL DIM. (mm): W=600 D=400 H=320

ART.	useful dimensions			L	colour	
	W mm	D mm	H mm			
FAXEB6432R25137	552	352	306	58,5	■	



BIN WITH SMOOTH BASE - OVERALL DIM. (mm): W=600 D=400 H=423

ART.	useful dimensions			L	colour	
	W mm	D mm	H mm			
FAXEB6442L05137	555	355	420	82,8	■	



BOX WITH REINFORCED BASE - OVERALL DIM. (mm): W=600 D=400 H=418

ART.	useful dimensions			L	colour	
	W mm	D mm	H mm			
FAXEB6442R25137	555	355	400	78,8	■	



CLASSIC

- PICKING BOX
- RK BOX
- EURO BOX
- EURO BOX - ESD
- VISUAL BOX
- MAT

800x600 mm



BOX WITH MODULAR BASE - OVERALL DIM. (mm): W=800 D=600 H=320

ART.	useful dimensions			L	colour
	W mm	D mm	H mm		
FAXEB8632M25137	753	552	297	123,4	■



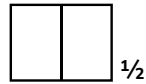
⚠ This model features handles on all the sides



-  SMOOTH BASE
-  REINFORCED BASE
-  MODULAR BASE
-  CLOSED WALLS
-  CLOSED HANDLES
-  OPEN HANDLES
-  CAPACITY

DIVIDER BOXES FOR BOXES 400x300 mm

PARTITION DIAGRAM



DIVIDER BOX FOR EURO BOX CONTAINER - OVERALL DIM. (mm): W=250 D=175 H=95

ART.	partition	useful dimensions			L	colour
		W mm	D mm	H mm		
FAXEB43S0025137	1/2	242	158	88	3,3	



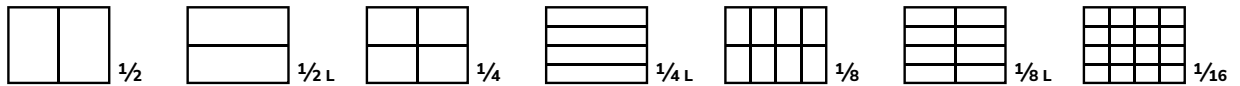
Example of partition of Euro Box containers 400x300 mm with divider boxes (2 x FAXEB43S0025137)



Example of partition of Euro Box containers 600x400 mm with divider boxes (1 x FAXEB64S1085137, 2 x FAXEB64S0165137, 1 x FAXEB64S0047137, 2 x FAXEB64S0085137, 1 x FAXEB64S1045137)

DIVIDER BOXES FOR BOXES 600x400 mm

PARTITION DIAGRAM



DIVIDER BOX FOR EURO BOX CONTAINER - OVERALL DIM. (mm): W=550 D=174 H=110

ART.	partition	useful dimensions			L	colour
		W mm	D mm	H mm		
FAXEB64S0027137	1/2	544	168	105	9,6	■



DIVIDER BOX FOR EURO BOX CONTAINER - OVERALL DIM. (mm): W=550 D=87 H=110

ART.	partition	useful dimensions			L	colour
		W mm	D mm	H mm		
FAXEB64S0047137	1/4	544	81	105	4,6	■



DIVIDER BOX FOR EURO BOX CONTAINER - OVERALL DIM. (mm): W=137 D=174 H=110

ART.	partition	useful dimensions			L	colour
		W mm	D mm	H mm		
FAXEB64S0085137	1/8	131	168	105	2,3	■



DIVIDER BOX FOR EURO BOX CONTAINER - OVERALL DIM. (mm): W=137 D=87 H=110

ART.	partition	useful dimensions			L	colour
		W mm	D mm	H mm		
FAXEB64S0165137	1/16	132	82	105	1,1	■



DIVIDER BOX FOR EURO BOX CONTAINER - OVERALL DIM. (mm): W=274 D=350 H=110

ART.	partition	useful dimensions			L	colour
		W mm	D mm	H mm		
FAXEB64S1025137	1/2	268	344	105	9,7	■



DIVIDER BOX FOR EURO BOX CONTAINER - OVERALL DIM. (mm): W=274 D=174 H=110

ART.	partition	useful dimensions			L	colour
		W mm	D mm	H mm		
FAXEB64S1045137	1/4	268	168	105	4,7	■



DIVIDER BOX FOR EURO BOX CONTAINER - OVERALL DIM. (mm): W=274 D=87 H=110

ART.	partition	useful dimensions			L	colour
		W mm	D mm	H mm		
FAXEB64S1085137	1/8	268	82	105	2,3	■



LABEL HOLDER FOR DIVIDER BOX

ART.	W mm	H mm
FAXEB00PE010096	74	104



CLASSIC

ACCESSORIES

PICKING BOX	RK BOX	EURO BOX	EURO BOX - ESD	VISUAL BOX	MAT
-------------	--------	-----------------	----------------	------------	-----



TROLLEY WITH WHEELS FOR EURO BOX CONTAINER 600X400

ART.	W mm	D mm	H mm	KG	colour
FAXEB64R0006103	620	420	170	250	Red
FAXEB64R0006104	620	420	170	250	Blue



POLYPROPYLENE COMB DIVIDER FOR EURO BOX CONTAINER 600X400

ART.	W mm	D mm	H mm	colour
FAXEB4D10005137	352	4	100	Grey

POLYPROPYLENE COMB DIVIDER FOR EURO BOX CONTAINER 600X400

ART.	W mm	D mm	H mm	colour
FAXEB6D10005137	552	4	100	Grey

The comb dividers have an interlocking installation system for modular and flexible division of the inside of the box.



EURO BOX CONTAINER LABEL HOLDER CLIP

ART.	W mm	D mm	H mm	Finish
FAXEB00PE000099	84	13	20	Galvanised

The label holder is installed on the ribs of the box.



SNAP CLOSURE FOR EURO BOX LID

ART.	W mm	D mm	H mm
FAXEBSCC0000013	32	8	26

Inserted into the holes in the lid and of the edge of the box, it locks the lid, preventing accidental opening.





LOAD CAPACITY



GALVANISED

CLASSIC

400x300 mm



HINGED ESD LID

ART.	W mm	D mm	H mm	colour
FAXEB43C0005207	400	300	22	■



ESD BOX WITH SMOOTH BASE - OVERALL DIM. (mm): W=400 D=300 H=220

ART.	useful dimensions			L	colour
	W mm	D mm	H mm		
FAXEB4322L05207	358	258	217	19,9	■



600x400 mm



HINGED ESD LID

ART.	W mm	D mm	H mm	colour
FAXEB64C0005207	600	400	22	■



ESD BOX WITH SMOOTH BASE - OVERALL DIM. (mm): W=600 D=400 H=75

ART.	useful dimensions			L	colour
	W mm	D mm	H mm		
FAXEB6408L05207	555	355	72	14,2	■



ESD BOX WITH SMOOTH BASE - OVERALL DIM. (mm): W=600 D=400 H=120

ART.	useful dimensions			L	colour
	W mm	D mm	H mm		
FAXEB6412L15207	555	358	115	22,8	■



ESD BOX WITH SMOOTH BASE - OVERALL DIM. (mm): W=600 D=400 H=220

ART.	useful dimensions			L	colour
	W mm	D mm	H mm		
FAXEB6422L05207	555	358	217	43,1	■



CLASSIC

ACCESSORIES



ESD TROLLEY WITH WHEELS FOR EURO BOX CONTAINER 600X400

ART.	W mm	D mm	H mm	KG	colour
FAXEB64R0006207	620	420	170	250	■



CONDUCTIVE POLYPROPYLENE SLIDING CLOSURE FOR EURO BOX LID

ART.	W mm	D mm	H mm
FAXEBSMC0005207	44	9	24



SMOOTH BASE



CLOSED WALLS



SHELL HANDLES



CLOSED HANDLES



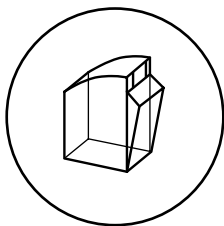
CAPACITY

CLASSIC VISUAL BOX

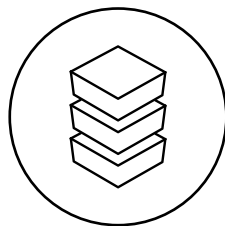
PLASTIC CONTAINERS PRO SERIES



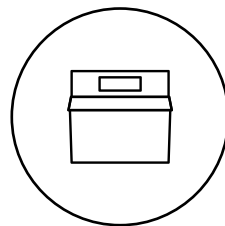
Visual Box is the modular system of **drawer units for small parts** characterised by transparent drawers with **tilting opening**. Each drawer unit consists of two elements: a sturdy and resistant polystyrene body and a variable number of unbreakable drawers in transparent styrene copolymer. The latter's transparency and opening method **facilitates viewing and extracting the stored content**. Regardless of the number of drawers chosen, the various Visual Box models have the same width to be able to be **stacked** and to create modular and expandable warehousing for small parts at any time. These solutions can be integrated into many furnishings, such as benches or swivel arms, or they can be installed on frames to create wall-mounted shelving for small parts.



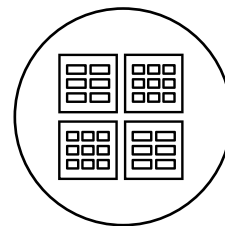
**TRANSPARENT
DRAWERS WITH
TILTING OPENING**



**STACKABLE AND
COMPATIBLE**



**STANDARD
LABELS**



MODULAR

CLASSIC



VISUAL BOX

The drawer units for small parts with tilting opening are characterised by:

1. Transparent drawer
2. Tilting opening
3. Label holder with labels
4. Stacking hook



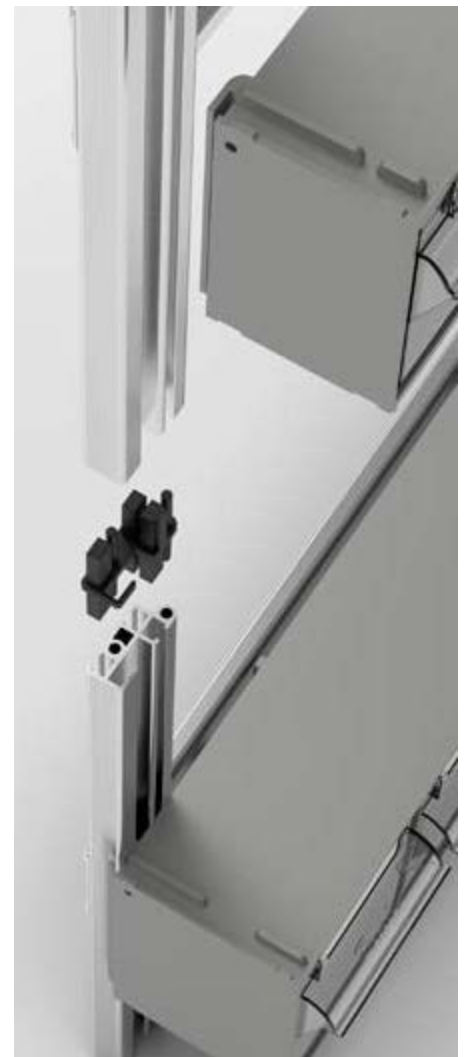
HIGH VISIBILITY

The transparent styrene copolymer drawers are unbreakable and make it easy to see and identify the contents of each Visual Box.



HANDLE WITH LABELS

All drawers have a label holder at the top to catalogue the contents. On the front there is a handle for an ergonomic opening of the drawer.



FRAMES FOR VISUAL BOX

The 500 mm high Visual Box frames can be stacked using a special patented interlocking system to create modular warehouses with a maximum height of 2000 mm on which it is possible to organise the various Visual Box cabinets.



STACKABILITY

The hook installed on the top of Visual Box allows you to stack each module in a stable and safe way.

In case of stacking Visual Boxes with different depths, the installation of the drawer unit with lesser depth can take place from the front or rear.



VISUAL BOX CABINET WITH 9 DRAWERS

OVERALL DIM. (mm): W=600 D=68 H=78



ART.	multiple order qty	drawers				colour	
		no.	W mm	D mm	H mm		
FAXVBCH00900001	1	9	56	43	47		
FAXVBCH009000039	1	9	56	43	47		

VISUAL BOX CABINET WITH 6 DRAWERS

OVERALL DIM. (mm): W=600 D=96 H=112



ART.	multiple order qty	drawers				colour	
		no.	W mm	D mm	H mm		
FAXVBCH00600001	1	6	88	65	70		
FAXVBCH006000039	1	6	88	65	70		

VISUAL BOX CABINET WITH 5 DRAWERS

OVERALL DIM. (mm): W=600 D=140 H=168



ART.	multiple order qty	drawers				colour	
		no.	W mm	D mm	H mm		
FAXVBCH00500001	1	5	108	98	107		
FAXVBCH005000039	1	5	108	98	107		

VISUAL BOX CABINET WITH 4 DRAWERS

OVERALL DIM. (mm): W=600 D=178 H=206



ART.	multiple order qty	drawers				colour	
		no.	W mm	D mm	H mm		
FAXVBCH00400001	1	4	138	127	134		
FAXVBCH004000039	1	4	138	127	134		

VISUAL BOX CABINET WITH 3 DRAWERS

OVERALL DIM. (mm): W=600 D=210 H=242



ART.	multiple order qty	drawers				colour	
		no.	W mm	D mm	H mm		
FAXVBCH00300001	1	3	180	145	161		
FAXVBCH003000039	1	3	180	145	161		

STOP FOR VISUAL BOX BOX CABINET



ART.	suitable for
FAXVBCHL0900099	FAXVBCH009000
FAXVBCHL0600099	FAXVBCH006000
FAXVBCHL0500099	FAXVBCH005000
FAXVBCHL0400099	FAXVBCH004000
FAXVBCHL0300099	FAXVBCH003000

CLASSIC

COMPONENTS

PICKING BOX	RK BOX	EURO BOX	EURO BOX - ESD	VISUAL BOX	MAT
-------------	--------	----------	----------------	-------------------	-----



WALL FRAME FOR VISUAL BOX CABINETS

ART.	W mm	D mm	H mm	material	
FVB100TEL0000	602	22	1000	Aluminium	
FVB150TEL0000	602	22	1500	Aluminium	
FVB200TEL0000	602	22	2000	Aluminium	



BASE FOR RACK VISUAL BOX

ART.	W mm	D mm	H mm	RAL	
FVB100BAS0001	604	322	100	7000	
FVB100BAS0039	604	322	100	7016	



MODULAR AND STACKABLE FRAME FOR VISUAL BOX CABINETS

ART.	W mm	D mm	H mm	material	
FVB050TEL0000	602	22	500	Aluminium	

ART. FVB050TEL0000 x2
H= 1000



ART. FVB050TEL0000 x3
H= 1500



ART. FVB050TEL0000 x4
H= 2000



WALL CROSSPIECE WITH VISUAL BOX STOP

ART.	W mm	D mm	H mm	Finish	
FVB090TRA0099	601	42	88	Galvanised	

Allows fixing shelving with height 500 and 1000 mm hanging above the ground.



RAL 7000	RAL 7016	ALUMINIUM	GALVANISED

CLASSIC

PICKING BOX

RK BOX


EURO BOX

EURO BOX - ESD

VISUAL BOX

MAT

H= 500 mm



SHELVING WITH 36 VISUAL BOX DRAWERS

OVERALL DIM. (mm): W=602 D=114 H=500


ART.	description	colour	
FVB00101	1 x FVB050TEL0000 2 x FAXVBCH00900001 3 x FAXVBCH00600001		



SHELVING WITH 23 VISUAL BOX DRAWERS

OVERALL DIM. (mm): W=602 D=157 H=500

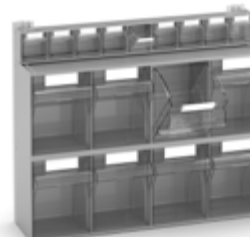
ART.	description	colour	
FVB00201	1 x FVB050TEL0000 3 x FAXVBCH00600001 1 x FAXVBCH00500001		



SHELVING WITH 15 VISUAL BOX DRAWERS

OVERALL DIM. (mm): W=602 D=157 H=500

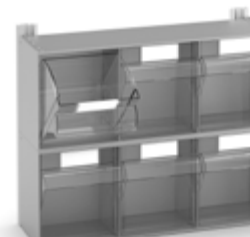
ART.	description	colour	
FVB00301	1 x FVB050TEL0000 3 x FAXVBCH00500001		



SHELVING WITH 17 VISUAL BOX DRAWERS

OVERALL DIM. (mm): W=602 D=190 H=500

ART.	description	colour	
FVB00401	1 x FVB050TEL0000 1 x FAXVBCH00900001 2 x FAXVBCH00400001		



SHELVING WITH 6 VISUAL BOX DRAWERS

OVERALL DIM. (mm): W=602 D=225 H=500

ART.	description	colour	
FVB00501	1 x FVB050TEL0000 2 x FAXVBCH00300001		



+



=




The 500 mm high shelving can be stacked to create structures with variable heights (1000, 1500 or 2000 mm).

H= 1000 mm



SHELVING WITH 72 VISUAL BOX DRAWERS
DIM. (mm): W=602 D=114 H=1000

ART.	description	
VISUAL001	2 x FVB00101	



SHELVING WITH 38 VISUAL BOX DRAWERS
DIM. (mm): W=602 D=157 H=1000

ART.	description	
VISUAL002	1 x FVB00201 1 x FVB00301	



SHELVING WITH 51 VISUAL BOX DRAWERS
DIM. (mm): W=602 D=157 H=1000

ART.	description	
VISUAL003	1 x FVB00101 1 x FVB00301	





SHELVING WITH 30 VISUAL BOX DRAWERS
DIM. (mm): W=602 D=157 H=1000

ART.	description	
VISUAL004	2 x FVB00301	



SHELVING WITH 40 VISUAL BOX DRAWERS
DIM. (mm): W=602 D=190 H=1000

ART.	description	
VISUAL005	1 x FVB00201 1 x FVB00401	



H= 1500 mm



SHELVING WITH 108 VISUAL BOX DRAWERS

DIM. (mm): W=602 D=114 H=1500

ART.	description	
VISUAL006	3 x FVB00101	



SHELVING WITH 87 VISUAL BOX DRAWERS

DIM. (mm): W=602 D=157 H=1500

ART.	description	
VISUAL007	2 x FVB00101 1 x FVB00301	



SHELVING WITH 45 VISUAL BOX DRAWERS

DIM. (mm): W=602 D=157 H=1500


ART.	description	
VISUAL008	3 x FVB00301	



SHELVING WITH 55 VISUAL BOX DRAWERS

DIM. (mm): W=602 D=190 H=1500

ART.	description	
VISUAL009	1 x FVB00201 1 x FVB00301 1 x FVB00401	



SHELVING WITH 46 VISUAL BOX DRAWERS

DIM. (mm): W=602 D=225 H=1500

ART.	description	
VISUAL010	1 x FVB00201 1 x FVB00401 1 x FVB00501	



CLASSIC

PICKING BOX

RK BOX

EURO BOX

EURO BOX - ESD

VISUAL BOX

MAT

H= 2000 mm



SHELVING WITH 144 VISUAL BOX DRAWERS
DIM. (mm): W=602 D=114 H=2000

ART.	description	
VISUAL011	4 x FVB00101	




SHELVING WITH 102 VISUAL BOX DRAWERS
DIM. (mm): W=602 D=157 H=2000

ART.	description	
VISUAL012	2 x FVB00101 2 x FVB00301	




SHELVING WITH 60 VISUAL BOX DRAWERS
DIM. (mm): W=602 D=157 H=2000

ART.	description	
VISUAL013	4 x FVB00301	



SHELVING WITH 72 VISUAL BOX DRAWERS
DIM. (mm): W=602 D=190 H=2000

ART.	description	
VISUAL014	1 x FVB00201 1 x FVB00301 2 x FVB00401	



SHELVING WITH 61 VISUAL BOX DRAWERS
DIM. (mm): W=602 D=225 H=2000

ART.	description	
VISUAL015	1 x FVB00201 1 x FVB00301 1 x FVB00401 1 x FVB00501	



H= 1500 mm



SHELVING WITH 108 VISUAL BOX DRAWERS
DIM. (mm): W=604 D=322 H=1600

ART.	description
VISUAL016	3 x FVB00101 1 x FVB100BAS0001



SHELVING WITH 87 VISUAL BOX DRAWERS
DIM. (mm): W=604 D=322 H=1600

ART.	description
VISUAL017	2 x FVB00101 1 x FVB00301 1 x FVB100BAS0001



SHELVING WITH 45 VISUAL BOX DRAWERS
DIM. (mm): W=604 D=322 H=1600

ART.	description
VISUAL018	3 x FVB00301 1 x FVB100BAS0001



SHELVING WITH 55 VISUAL BOX DRAWERS
DIM. (mm): W=604 D=322 H=1600

ART.	description
VISUAL019	1 x FVB00201 1 x FVB00301 1 x FVB00401 1 x FVB100BAS0001



SHELVING WITH 46 VISUAL BOX DRAWERS
DIM. (mm): W=604 D=322 H=1600

ART.	description
VISUAL020	1 x FVB00201 1 x FVB00401 1 x FVB00501 1 x FVB100BAS0001



CLASSIC

PICKING BOX

RK BOX

EURO BOX

EURO BOX - ESD

VISUAL BOX

MAT

H= 2000 mm



SHELVING WITH 144 VISUAL BOX DRAWERS
DIM. (mm): W=604 D=322 H=2100

ART.	description
VISUAL021	4 x FVB00101 1 x FVB100BAS0001




SHELVING WITH 102 VISUAL BOX DRAWERS
DIM. (mm): W=604 D=322 H=2100

ART.	description
VISUAL022	2 x FVB00101 2 x FVB00301 1 x FVB100BAS0001



SHELVING WITH 60 VISUAL BOX DRAWERS
DIM. (mm): W=604 D=322 H=2100

ART.	description
VISUAL023	4 x FVB00301 1 x FVB100BAS0001



SHELVING WITH 72 VISUAL BOX DRAWERS
DIM. (mm): W=604 D=322 H=2100

ART.	description
VISUAL024	1 x FVB00201 1 x FVB00301 2 x FVB00401 1 x FVB100BAS0001



SHELVING WITH 61 VISUAL BOX DRAWERS
DIM. (mm): W=604 D=322 H=2100

ART.	description
VISUAL025	1 x FVB00201 1 x FVB00301 1 x FVB00401 1 x FVB00501 1 x FVB100BAS0001

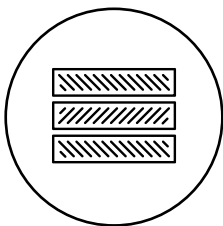


CLASSIC MAT

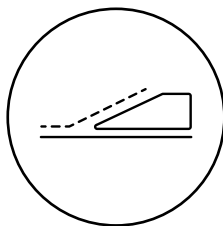
MATS
PRO SERIES



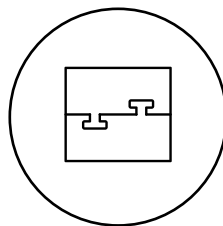
The **MAT mats** contribute to **increase efficiency and safety** in the workplace. The particular texture of the surface, in fact, increases friction while walking or working, avoiding possible falls or injuries. The addition of **joints and corners** creates a ramp that reduces the risk of tripping and makes getting on and off easier even when items with wheels such as trolleys or drawer units are used.



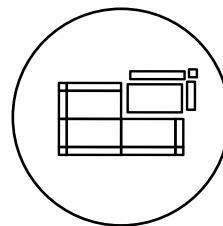
**NON-SLIP
TEXTURE**



**SAFE ASCENT/
DESCENT**



EASY FIT



MODULAR



MAT

The non-slip mats are characterised by:

1. Non-slip mat
2. Mat joining piece
3. Mat corner



MODULAR SYSTEM

Every non-slip mat is equipped with special inserts along the entire perimeter to ensure freedom to join multiple components. It is thus possible to obtain mats of different shapes and widths, easily adaptable to the space available.



NON-SLIP POLYETHYLENE MAT

ART.	multiple order qty	W mm	D mm	H mm	colour
FAXBRTA80400039	4	800	400	25	■



JOINING PIECE FOR POLYETHYLENE MAT

ART.	multiple order qty	W mm	D mm	H mm	colour
FAXBRAA40010005	12	400	110	25	■



CORNER ELEMENT FOR POLYETHYLENE MAT

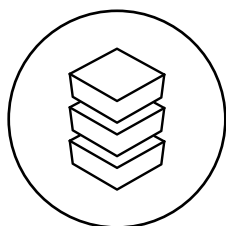
ART.	multiple order qty	W mm	D mm	H mm	colour
FAXBRAN01010005	10	110	110	25	■

STEEL

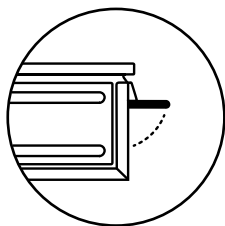
METAL BOXES AND CONTAINERS PRO+ SERIES



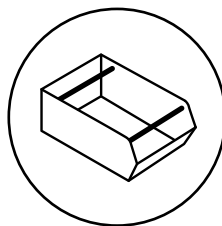
The **metal boxes and containers** have a solid structure to be able to transport and hold small parts and heavy components. The sides and bottom, in fact, have specific **ribs** which strengthen the entire container and ensure **resistance to intensive use, impacts and heavy loads**. Steel offers small-sized **hopper-type boxes and containers** for organising components on workstations or in the warehouse or **metal storage boxes with opening bottom or large hopper-type containers** for managing waste and semi-finished products.



STACKABLE



**90° LOCKING
HANDLE**



**LIFTING
CROSSPIECE**



STURDY

STEEL

BOXES AND CONTAINERS



272-3A2



272-3



272-4



272-4A5



272-5

ART.	multiple order qty	size	overall dimensions			useful dimensions			L	RAL	
			W mm	D mm	H mm	W mm	D mm	H mm			
FLA33200A01	10	272-3A2	325	210	145	300	200	130	8,7	7000	
FLA41200A01	8	272-3	325	210	200	300	200	185	12	7000	
FLA65200A01	6	272-4	480	315	200	450	300	185	27	7000	
FLA73200A01	4	272-4A5	480	315	300	450	300	280	40,5	7000	
FLA89200A01	6	272-5	660	480	300	630	450	280	85	7000	



CAPACITY



RAL 7000

STEEL

BOXES AND CONTAINERS



1



2



3A2



4A2

ART.	multiple order qty	size	overall dimensions			useful dimensions			L	RAL
			W mm	D mm	H mm	W mm	D mm	H mm		
FLS17000A01	20	1	105	165	75	95	140	65	1	7000
FLS25000A01	20	2	150	235	125	140	195	115	3,8	7000
FLS33000A01	10	3A2	210	350	145	195	300	135	9,4	7000
FLS57000A01	8	4A2	310	500	145	300	450	135	20	7000



3



3P4



4



4A5

ART.	multiple order qty	size	overall dimensions			useful dimensions			L	RAL
			W mm	D mm	H mm	W mm	D mm	H mm		
FLS41000A01	8	3	210	350	200	200	300	185	12,5	7000
FLS49000A01	9	3P4	210	550	200	200	450	185	18	7000
FLS65000A01	6	4	310	510	200	300	450	185	28	7000
FLS73000A01	4	4A5	310	525	315	300	450	280	42	7000

LIFTING CROSSPIECE COMBINED WITH 90° LOCKING HANDLE



STEEL

BOXES AND CONTAINERS



5P4



5



5P4



5

ART.	multiple order qty	size	overall dimensions			useful dimensions			no. of slides	L	RAL
			W mm	D mm	H mm	W mm	D mm	H mm			
FLS81000A01	6	5P4	480	540	300	450	450	280	-	63	7000
FLS89000A01	6	5	480	725	295	450	630	280	-	88	7000
FLS81100A01	4	5P4	480	540	385	450	450	280	2	63	7000
FLS89100A01	4	5	480	725	385	450	630	280	2	88	7000



4



4A5



5P4



5

ART.	multiple order qty	size	overall dimensions			useful dimensions			L	RAL
			W mm	D mm	H mm	W mm	D mm	H mm		
FLS65010A01	6	4	310	510	200	300	450	185	28	7000
FLS73010A01	4	4A5	310	525	315	300	450	280	42	7000
FLS81010A01	6	5P4	480	540	300	450	450	280	63	7000
FLS89010A01	6	5	480	725	295	450	630	280	88	7000

SPECIAL APPLICATIONS

CONTAINERS WITH DOUBLE CROSSPIECE



picking system with forklift truck

CONTAINERS WITH SLIDE



picking system with forklift truck



CAPACITY



RAL 7000

STEEL

CONTAINERS WITH OPENABLE BOTTOM



CONTAINER WITH OPENABLE BOTTOM WITH ROLLERS

ART.	W mm	D mm	H mm	KG	RAL
FML01210001	1095	865	1265	2000	7000

CONTAINER WITH OPENABLE BOTTOM WITH ROLLERS

ART.	W mm	D mm	H mm	KG	RAL
FML01110001	1095	865	915	2000	7000

CONTAINERS WITH OPENABLE BOTTOM WITH ROLLERS

Lifted with a forklift truck through the four handles welded onto the top edge, they can be used to dump material through the openable bottom with rollers (87% opening). They can be opened easily and safely through the lever placed on the 800 mm side, while they can be closed by means of a special device consisting of levers and steel rollers.





STEEL

CONTAINERS WITH HOPPER-TYPE OPENING



CONTAINER WITH HOPPER-TYPE FRONT OPENING

ART.	multiple order qty	W mm	D mm	H mm	 KG	RAL	
 FML05100A01	3	830	680	600	1000	7000	



LOAD CAPACITY



RAL 7000

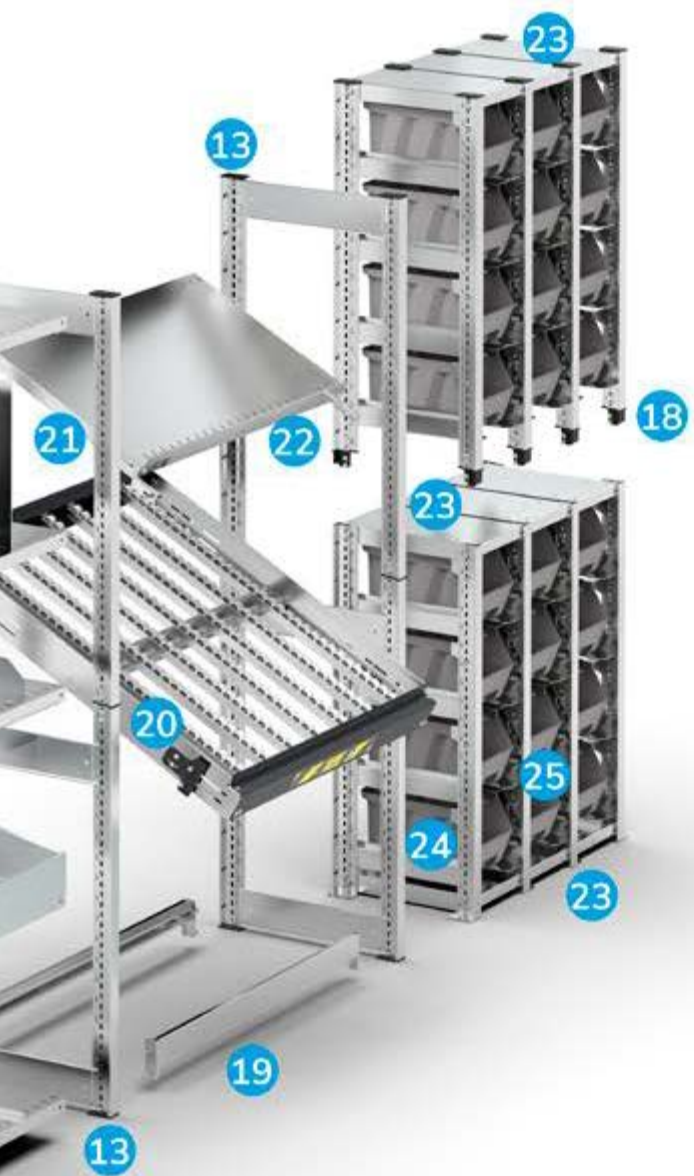
SYSTEM ST

SHELVING PRO SERIES




SYSTEM ST

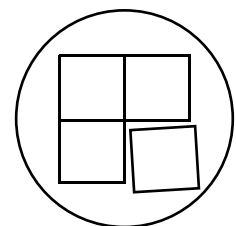
System ST is an easy-to-assemble, solid and high-capacity metal shelving unit. The **modular structure** allows creating numerous solutions with variable widths and different configurations. The basic version of the **warehouse rack** with slotted shelves, dividers and separators, in fact, can expand and transform to become a **tyre rack**, a **dynamic warehouse rack** with inclined shelves or tilting frames with tracks and rollers, or a **rack for small parts with containers**.



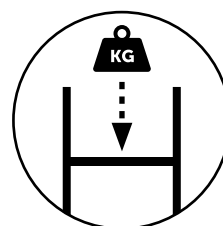
1. Slotted upright with 25 mm pitch for the side
2. Slotted shelf (load capacity up to 300 kg)
3. Rear wall (on request)
4. Side wall (on request)
5. Clothes hanging bar (on request)
6. Simple-extension drawer (load capacity 50 kg)
Telescopic-extension drawer (load capacity 100 kg)
7. Plinth (on request)
8. Pair of hinged doors with cylinder lock and 2 keys (on request)
9. Central wall (on request)
10. Connection crosspiece for sides
11. Stringer W=2000 mm
Stringer W=2600 mm (on request)
12. Connection crosspiece between shelves (on request)
13. Plastic foot/cap
14. Vertical dividers (on request)
15. Separators H=100 mm
16. Set of edge strips with trapezoidal dividers
17. Separators H=40 mm
18. Plastic coupling for uprights
19. Pair of tyre holder supports
20. Variable inclination frame with length-adjustable roller tracks
21. Pair of brackets for inclined shelves (from approximately 5° to 30°)
22. Box-stop edge
23. Holding shelf
24. Slides for containers
25. Anti-tipping stop for containers



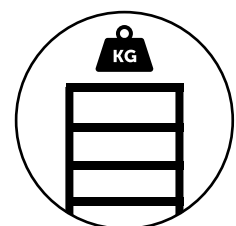
EASY TO ASSEMBLE



MODULAR



SHELF LOAD CAPACITY UP TO 300 KG



BAY LOAD CAPACITY 2300 KG

SYSTEM ST




SYSTEM ST



SYSTEM ST




5-SHELF RACK

ART.	W mm	D mm	H mm	 per shelf	Finish
A ST1001	1057	321	2011	120	Galvanised
A ST1002	1057	421	2011	120	Galvanised
A ST1003	1057	521	2011	120	Galvanised
A ST1004	1057	621	2011	120	Galvanised
A ST1005	1057	821	2011	120	Galvanised
B ST1006	1028	321	2011	120	Galvanised
B ST1007	1028	421	2011	120	Galvanised
B ST1008	1028	521	2011	120	Galvanised
B ST1009	1028	621	2011	120	Galvanised
B ST1010	1028	821	2011	120	Galvanised



10-SHELF RACK

ART.	W mm	D mm	H mm	 per shelf	Finish
ST2001	2071	521	2011	120	Galvanised

Made up of:

qty.	description
3	Kit of 4 uprights
2	Kit with 5 slotted shelves
3	Kit of 3 crosspieces
3	Cross brace
3	Kit of 2 polypropylene feet
3	Kit of 2 couplings



SYSTEM ST

COMPONENTS



KIT WITH 5 SLOTTED SHELVES

ART.	W mm	D mm	H mm	KG	Finish
FST1030S199	1000	300	35	120	Galvanised
FST1040S199	1000	400	35	120	Galvanised
FST1050S199	1000	500	35	120	Galvanised
FST1060S199	1000	600	35	120	Galvanised
FST1080S199	1000	800	35	120	Galvanised

SLOTTED SHELF

ART.	W mm	D mm	H mm	KG	Finish
FST1030S099	1000	300	35	120	Galvanised
FST1040S099	1000	400	35	120	Galvanised
FST1050S099	1000	500	35	120	Galvanised
FST1060S099	1000	600	35	120	Galvanised
FST1080S099	1000	800	35	120	Galvanised

REINFORCEMENT FOR SLOTTED SHELF

ART.	W mm	D mm	H mm	multiple order qty	Finish
FST1310S199	998	50	33	5	Galvanised

⚠ A reinforcement increases the load capacity of the slotted shelf to 300 kg. It cannot be installed on slotted shelves with a depth of 300 mm.



SIMPLE-EXTENSION DRAWERS 54X27 EH

ART.	useful dimensions			drawer front h mm	KG	%	RAL
	W mm	D mm	H mm				
ST1011	908	449	85	100	50	88%	7035
ST1012	908	449	85	100	50	88%	5012
ST1013	908	449	85	100	50	88%	7016

⚠ A maximum of 6 drawers can be inserted for each span and the maximum insertion height is 950 mm.



TELESCOPIC-EXTENSION DRAWERS 54X27 EH

ART.	useful dimensions			drawer front h mm	KG	%	RAL
	W mm	D mm	H mm				
ST1014	908	449	85	100	100	100%	7035
ST1015	908	449	85	100	100	100%	5012
ST1016	908	449	85	100	100	100%	7016
ST1017	908	449	135	150	100	100%	7035
ST1018	908	449	135	150	100	100%	5012
ST1019	908	449	135	150	100	100%	7016

⚠ A maximum of 3 drawers can be inserted for each span (or 6 if the load capacity is reduced to 50 kg) and the maximum insertion height is 950 mm.



PAIR OF BRACKETS FOR INCLINED SHELF

ART.	W mm	D mm	H mm	Finish
FST1200S099	19	210	64	Galvanised



LOAD CAPACITY



RAL 5012



RAL 7016



RAL 7035



GALVANISED

SYSTEM ST

COMPONENTS



PAIR OF EDGE STRIPS WITH TRAPEZOIDAL DIVIDERS

ART.	W mm	D mm	H mm	Finish
ST1061	999	301	200	Galvanised
ST1062	999	401	200	Galvanised
ST1063	999	501	200	Galvanised
ST1064	999	601	200	Galvanised



PAIR OF ADDITIONAL GALVANISED TRAPEZOIDAL DIVIDERS

ART.	W mm	D mm	H mm	Finish
FST9630S099	16	293	187	Galvanised
FST9640S099	16	393	187	Galvanised
FST9650S099	16	493	187	Galvanised
FST9660S099	16	593	187	Galvanised



KIT OF 4 GALVANISED SHELF SEPARATORS

ART.	W mm	D mm	H mm	Finish
FST9230S199	39	297	100	Galvanised
FST9240S199	39	397	100	Galvanised
FST9250S199	39	497	100	Galvanised
FST9260S199	39	597	100	Galvanised
FST9280S199	39	797	100	Galvanised



KIT OF 4 GALVANISED SHELF SEPARATORS

ART.	W mm	D mm	H mm	Finish
FST9330S199	39	297	40	Galvanised
FST9340S199	39	397	40	Galvanised
FST9350S199	39	497	40	Galvanised
FST9360S199	39	597	40	Galvanised
FST9380S199	39	797	40	Galvanised



WALL FIXING BRACKETS

ART.	W mm	D mm	H mm	Finish
FST0710S199	24	20	79	Galvanised



SYSTEM ST

COMPONENTS



PAIR OF STEEL FEET

ART.	W mm	D mm	H mm	
FVT01450000	65	68	18	



PAIR OF PLASTIC FEET / CAPS

ART.	W mm	D mm	H mm	
FVT02590000	42	65	55	



KIT OF 4 WHEEL PLATES

ART.	W mm	D mm	H mm	colour	
FST3600S139	105	104	52	7016	



BOX-STOP EDGE FOR SLOTTED SHELF




ART.	W mm	D mm	H mm	Finish	
FST1410S099	972	10	60	Galvanised	

KIT OF 5 BOX-STOP EDGES FOR SLOTTED SHELF

ART.	W mm	D mm	H mm	Finish	
FST1410S199	972	10	60	Galvanised	



KIT WITH WHEELS

ART.	Ø mm	 wheel set	H mm	material			
FKRD1002107	100	225	128	Standard rubber	2	2	
FKRB1252107	125	300	155	Standard rubber	2	2	
FKRU1252101	125	300	155	Non-marking synthetic rubber	2	2	
FKRS1252101	125	750	155	Elastic rubber	2	2	



LOAD CAPACITY



FIXED WHEEL



SWIVEL WHEEL WITH BRAKE



GALVANISED

SYSTEM ST



6-SHELF RACK

ART.	W mm	D mm	H mm	KG per shelf	drawers		Finish	
					no.	KG		
A ST1020	1057	521	2011	120	1	50	Galvanised	
B ST1021	1028	521	2011	120	1	50	Galvanised	

Complete with 4 separators, 2 pairs of edge strips, 4 trapezoidal dividers, 1 simple-extension drawer



6-SHELF RACK AND 9 PICKING BOX AIR BINS SIZE 4A5

ART.	W mm	D mm	H mm	KG per shelf	drawers		Finish	
					no.	KG		
A ST1022	1057	521	2011	120	1	50	Galvanised	
B ST1023	1028	521	2011	120	1	50	Galvanised	

Complete with 4 separators, 1 pair of edge strips, 4 trapezoidal dividers, 1 simple-extension drawer

6-SHELF RACK WITHOUT CONTAINERS


ART.	W mm	D mm	H mm	KG per shelf	drawers		Finish	
					no.	KG		
A ST1024	1057	521	2011	120	1	50	Galvanised	
B ST1025	1028	521	2011	120	1	50	Galvanised	

Complete with 4 separators, 1 pair of edge strips, 4 trapezoidal dividers, 1 simple-extension drawer

SYSTEM ST



6-SHELF RACK

ART.	W mm	D mm	H mm	 per shelf	Finish
A ST1026	1057	321	2011	120	Galvanised
A ST1027	1057	421	2011	120	Galvanised
A ST1028	1057	521	2011	120	Galvanised
A ST1029	1057	621	2011	120	Galvanised

Complete with 2 pairs of edge strips, 4 trapezoidal dividers

B ST1030	1028	321	2011	120	Galvanised
B ST1031	1028	421	2011	120	Galvanised
B ST1032	1028	521	2011	120	Galvanised
B ST1033	1028	621	2011	120	Galvanised

Complete with 2 pairs of edge strips, 4 trapezoidal dividers



LOAD CAPACITY




GALVANISED

SYSTEM ST




TYRE RACK

ART.	W mm	D mm	H mm	no. of supports	 per support	Finish	
A ST1034	1057	421	2016	6	50	Galvanised	
B ST1035	1028	421	2016	6	50	Galvanised	


TYRE RACK SUPPORT



ART.	multiple order qty	W mm	D mm	H mm	 per support	Finish	
FST9580S199	2	1000	33	98	50	Galvanised	




TYRE RACK

ART.	W mm	D mm	H mm	no. of supports	 per support	Finish	
ST2002	2071	421	2016	12	50	Galvanised	

SYSTEM ST



6-SHELF RACK AND 6 STRINGERS

ART.	W mm	D mm	H mm	 per pair of stringers	Finish	
A ST2003	2065	321	2016	250	Galvanised	
A ST2004	2065	421	2016	250	Galvanised	
A ST2005	2065	521	2016	250	Galvanised	
A ST2006	2065	621	2016	250	Galvanised	
A ST2007	2065	821	2016	250	Galvanised	
B ST2008	2036	321	2016	250	Galvanised	
B ST2009	2036	421	2016	250	Galvanised	
B ST2010	2036	521	2016	250	Galvanised	
B ST2011	2036	621	2016	250	Galvanised	
B ST2012	2036	821	2016	250	Galvanised	

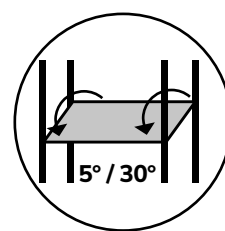


LOAD CAPACITY



GALVANISED

SYSTEM ST



RACK WITH 6 INCLINED SHELVES

ART.	W mm	D mm	H mm	 per shelf	Finish
ST2602	2671	321	2016	100	Galvanised
ST2603	2671	421	2016	100	Galvanised
ST2604	2671	521	2016	100	Galvanised
ST2605	2671	621	2016	100	Galvanised
ST2606	2671	821	2016	100	Galvanised

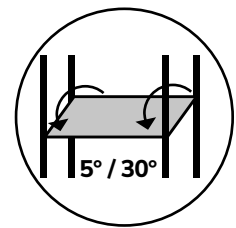
Complete with box-stop edges and pair of brackets for 5°/30° inclined shelves



SYSTEM ST



Prearranged for wheels and brackets see page 83



RACK WITH 7 INCLINED SHELVES

	ART.	W mm	D mm	H mm	no. of 4-separator kits	Finish	
A	ST1036	1057	521	2016	10	Galvanised	
A	ST1037	1057	621	2016	10	Galvanised	
A	ST1038	1057	821	2016	10	Galvanised	
B	ST1039	1028	521	2016	10	Galvanised	
B	ST1040	1028	621	2016	10	Galvanised	
B	ST1041	1028	821	2016	10	Galvanised	

Complete with box-stop edges and pair of brackets for 5°/30° inclined shelves

! Shelves with a depth of 500 mm, load capacity of 120 kg. Shelves with depths of 600 and 800 mm, load capacity of 300 kg.



LOAD CAPACITY



GALVANISED

SYSTEM ST



A



RACK WITH 4 TILTING FRAMES

ART.	W mm	D mm	H mm	KG per frame	KG per rail per linear metre	no. of rails with rollers	Finish
A ST1101	1100	1509	2009	200	4	32	Galvanised
B ST1102	1100	1009	2009	200	4	32	Galvanised
C ST1401	1400	1009	2009	200	4	32	Galvanised
D ST1402	1400	1509	2009	200	4	32	Galvanised



B



C



D

SYSTEM ST



A



RACK WITH 4 TILTING FRAMES WITH WHEELS

ART.	W mm	D mm	H mm	KG per frame	KG per rail per linear metre	no. of rails with rollers	Wheels			Finish
							KG wheel set			
A ST1103	1118	1009	2164	200	4	32	750	2	2	Galvanised
B ST1403	1418	1009	2164	200	4	32	750	2	2	Galvanised



B



LOAD CAPACITY



FIXED WHEEL




SWIVEL WHEEL WITH BRAKE



GALVANISED

SYSTEM ST



5-SHELF RACK AND 12 PICKING BOX AIR BINS SIZE 4

ART.	W mm	D mm	H mm	bins					per shelf	Finish
				no.	size	KG	L	colour		
A ST1045	1057	521	1111	12	4	39	28	■	120	Galvanised
B ST1046	1028	521	1111	12	4	39	28	■	120	Galvanised

5-SHELF RACK WITHOUT CONTAINERS SIZE 4

ART.	W mm	D mm	H mm	per shelf	Finish
A ST1047	1057	521	1111	120	Galvanised
B ST1048	1028	521	1111	120	Galvanised



8-SHELF RACK AND 24 PICKING BOX AIR BINS SIZE 4

	ART.	W mm	D mm	H mm	bins				per shelf	Finish
					no.	size	KG	L		
A	ST1049	1057	521	2056	24	4	39	28	120	Galvanised
B	ST1050	1028	521	2056	24	4	39	28	120	Galvanised

8-SHELF RACK WITHOUT CONTAINERS SIZE 4

	ART.	W mm	D mm	H mm	per shelf	Finish
A	ST1051	1057	521	2016	120	Galvanised
B	ST1052	1028	521	2016	120	Galvanised

BIN WITH REINFORCED BASE



4



ART.	multiple order qty	size	overall dimensions			L	colour
			W mm	D mm	H mm		
FPB0004R051LQ	12	4	333	508	203	28	Grey
FPB0004R05139	12	4	333	508	203	28	Black
FPB0004R05132	12	4	333	508	203	28	Blue
FPB0004R0511Z	12	4	333	508	203	28	Yellow
FPB0004R0512Y	12	4	333	508	203	28	Red
FPB0004R0514Q	12	4	333	508	203	28	Green



LOAD CAPACITY



CAPACITY



GALVANISED



6-SHELF RACK AND 18 PICKING BOX AIR BINS SIZE 4A5

	ART.	W mm	D mm	H mm	bins				per shelf	Finish	
					no.	size	KG	L			colour
A	ST1053	1057	521	2131	18	4A5	39	42		120	Galvanised
B	ST1054	1028	521	2131	18	4A5	39	42		120	Galvanised

6-SHELF RACK WITHOUT CONTAINERS SIZE 4A5

	ART.	W mm	D mm	H mm	per shelf	Finish
A	ST1055	1057	521	2016	120	Galvanised
B	ST1056	1028	521	2016	120	Galvanised

BIN WITH REINFORCED BASE



ART.	multiple order qty	size	overall dimensions			L	colour
			W mm	D mm	H mm		
FPB04A5R051LQ	9	4A5	333	507	304	42	
FPB04A5R05139	9	4A5	333	507	304	42	
FPB04A5R05132	9	4A5	333	507	304	42	
FPB04A5R0511Z	9	4A5	333	507	304	42	
FPB04A5R0512Y	9	4A5	333	507	304	42	
FPB04A5R0514Q	9	4A5	333	507	304	42	

SYSTEM ST



7-SHELF RACK AND 21 PICKING BOX AIR BINS SIZE 4/4A5

ART.	W mm	D mm	H mm	bins				per shelf	Finish
				no.	size	KG	L		
A ST1057	1057	521	2111	9+12	4A5/4	39/39	42/28	120	Galvanised
B ST1058	1028	521	2111	9+12	4A5/4	39/39	42/28	120	Galvanised

7-SHELF RACK WITHOUT CONTAINERS SIZE 4/4A5

ART.	W mm	D mm	H mm	per shelf	Finish
A ST1059	1057	521	2016	120	Galvanised
B ST1060	1028	521	2016	120	Galvanised

BIN WITH REINFORCED BASE



4



ART.	multiple order qty	size	overall dimensions			L	colour
			W mm	D mm	H mm		
FPB0004R051LQ	12	4	333	508	203	28	Grey
FPB0004R05139	12	4	333	508	203	28	Black
FPB0004R05132	12	4	333	508	203	28	Blue
FPB0004R0511Z	12	4	333	508	203	28	Yellow
FPB0004R0512Y	12	4	333	508	203	28	Red
FPB0004R0514Q	12	4	333	508	203	28	Green



LOAD CAPACITY




CAPACITY



GALVANISED

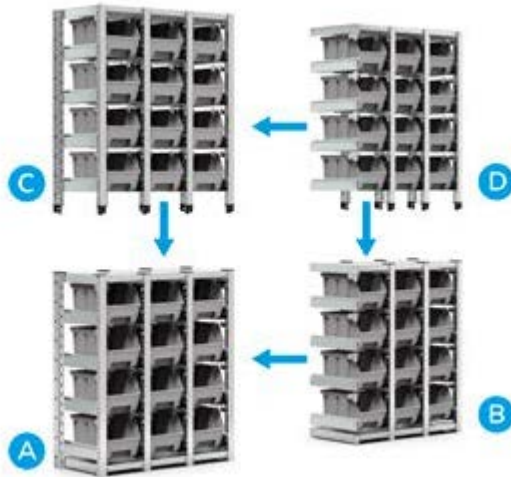
SYSTEM ST

D= 300 mm



SYSTEM ST

D= 300 mm



Complete with anti-tipping stop as standard



RACK WITH 12 PICKING BOX AIR BINS SIZE 3

ART.	W mm	D mm	H mm	No. of slides	bins					pair of slides	Finish
					no.	size	KG	L	colour		
A ST0901	909	421	1009	12 + 12	12	3	22	12,5	■	50	Galvanised
B ST0902	859	421	1009	12 + 12	12	3	22	12,5	■	50	Galvanised
C ST0903	866	421	1048	12 + 12	12	3	22	12,5	■	50	Galvanised
D ST0904	838	421	1048	12 + 12	12	3	22	12,5	■	50	Galvanised

EMPTY RACK FOR CONTAINERS SIZE 3

ART.	W mm	D mm	H mm	no. of slides	pair of slides	Finish
A ST0905	909	421	1009	12 + 12	50	Galvanised
B ST0906	859	421	1009	12 + 12	50	Galvanised
C ST0907	866	421	1048	12 + 12	50	Galvanised
D ST0908	838	421	1048	12 + 12	50	Galvanised

BIN WITH REINFORCED BASE



ART.	multiple order qty	size	overall dimensions			L	colour
			W mm	D mm	H mm		
FPB0003R051LQ	12	3	224	354	203	12,5	■
FPB0003R05139	12	3	224	354	203	12,5	■
FPB0003R05132	12	3	224	354	203	12,5	■
FPB0003R0511Z	12	3	224	354	203	12,5	■
FPB0003R0512Y	12	3	224	354	203	12,5	■
FPB0003R0514Q	12	3	224	354	203	12,5	■

STEEL BIN - OVERALL DIM. (mm): W=210 D=350 H=200



ART.	multiple order qty	size	useful dimensions			L	colour
			W mm	D mm	H mm		
FLS41000A01	8	3	200	300	185	12,5	7000



LOAD CAPACITY



CAPACITY



RAL 7000



GALVANISED

SYSTEM ST

D= 500 mm



Complete with anti-tipping stop as standard



RACK WITH 12 PICKING BOX AIR BINS SIZE 4

ART.	W mm	D mm	H mm	No. of slides	bins					pair of slides	Finish
					no.	size	KG	L	colour		
A ST1201	1209	521	1009	12 + 12	12	4	39	28	■	50	Galvanised
B ST1202	1159	521	1009	12 + 12	12	4	39	28	■	50	Galvanised
C ST1203	1166	521	1048	12 + 12	12	4	39	28	■	50	Galvanised
D ST1204	1138	521	1048	12 + 12	12	4	39	28	■	50	Galvanised

EMPTY RACK FOR CONTAINERS SIZE 4

ART.	W mm	D mm	H mm	no. of slides	pair of slides	Finish
A ST1205	1209	521	1009	12 + 12	50	Galvanised
B ST1206	1159	521	1009	12 + 12	50	Galvanised
C ST1207	1166	521	1048	12 + 12	50	Galvanised
D ST1208	1138	521	1048	12 + 12	50	Galvanised

BIN WITH REINFORCED BASE



ART.	multiple order qty	size	overall dimensions			L	colour
			W mm	D mm	H mm		
FPB0004R051LQ	12	4	333	508	203	28	■
FPB0004R05139	12	4	333	508	203	28	■
FPB0004R05132	12	4	333	508	203	28	■
FPB0004R0511Z	12	4	333	508	203	28	■
FPB0004R0512Y	12	4	333	508	203	28	■
FPB0004R0514Q	12	4	333	508	203	28	■


STEEL BIN - OVERALL DIM. (mm): W=310 D=510 H=200



ART.	multiple order qty	size	useful dimensions			L	colour
			W mm	D mm	H mm		
FLS65000A01	6	4	300	450	185	28	7000

SYSTEM ST

D= 500 mm



Complete with anti-tipping stop as standard



RACK WITH 9 PICKING BOX AIR BINS SIZE 4A5

ART.	W mm	D mm	H mm	No. of slides	bins					pair of slides	Finish
					no.	size	KG	L	colour		
A ST1209	1209	521	1109	9+9	9	4A5	39	42	■	50	Galvanised
B ST1210	1159	521	1109	9+9	9	4A5	39	42	■	50	Galvanised
C ST1211	1166	521	1148	9+9	9	4A5	39	42	■	50	Galvanised
D ST1212	1138	521	1148	9+9	9	4A5	39	42	■	50	Galvanised

EMPTY RACK FOR CONTAINERS SIZE 4A5

ART.	W mm	D mm	H mm	no. of slides	pair of slides	Finish
A ST1213	1209	521	1109	9+9	50	Galvanised
B ST1214	1159	521	1109	9+9	50	Galvanised
C ST1215	1166	521	1148	9+9	50	Galvanised
D ST1216	1138	521	1148	9+9	50	Galvanised

BIN WITH REINFORCED BASE



4A5



ART.	multiple order qty	size	overall dimensions			L	colour
			W mm	D mm	H mm		
FPB04A5R051LQ	9	4A5	333	507	304	42	■
FPB04A5R05139	9	4A5	333	507	304	42	■
FPB04A5R05132	9	4A5	333	507	304	42	■
FPB04A5R0511Z	9	4A5	333	507	304	42	■
FPB04A5R0512Y	9	4A5	333	507	304	42	■
FPB04A5R0514Q	9	4A5	333	507	304	42	■

STEEL BIN - OVERALL DIM. (mm): W=310 D=525 H=315



ART.	multiple order qty	size	useful dimensions			L	colour
			W mm	D mm	H mm		
FLS73000A01	4	4A5	300	450	280	42	7000



LOAD CAPACITY



CAPACITY



RAL 7000



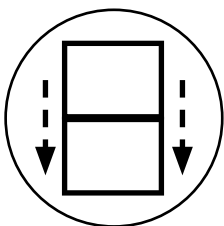
GALVANISED

STORAGE DOMINO


SHELVING START SERIES




The Storage Domino **single-piece bin-holding rack** features a **honeycomb structure** for creating modular warehouses in which to organise hopper-type bins made of iron or polypropylene. In fact, it is possible to **stack them** fully safely to create solutions that develop in height and width based on the spaces available. Pulling out the bins is quick and safe: a special hook installed in the front part of the guides prevents the container from falling out fully or accidentally.




STACKABLE



WELDED STRUCTURE



UNIT LOAD CAPACITY
UP TO 1600 KG



ANTI-TIP STOP

STORAGE DOMINO



RACK WITH 16 PICKING BOX CLASSIC SIZE 3



ART.	W mm	D mm	H mm	RAL
FED30440301	1025	355	885	7000

Made up of:

qty.	description
1	Shelf with 16 places for size 3 containers
16	Picking Box Classic polypropylene bin size 3

STACKABILITY



No. of stacked frames	 for each frame	 for each box
2	960	60
3	640	40



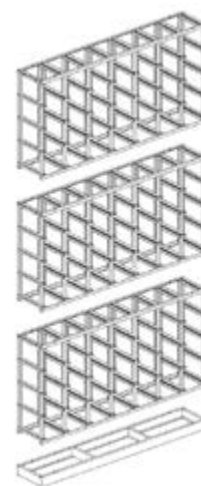
RACK WITH 20 PICKING BOX CLASSIC SIZE 4



ART.	W mm	D mm	H mm	RAL
FED40540301	1765	500	885	7000

Made up of:

qty.	description
1	Shelf with 20 places for size 4 containers
20	Picking Box Classic polypropylene bin size 4

STACKABILITY



No. of stacked frames	 for each frame	 for each box
3	1600	80



LOAD CAPACITY



RAL 7000

STORAGE DOMINO



RACK WITH 16 CONTAINERS SIZE 3

ART.	W mm	D mm	H mm	RAL	
FED30440201	1025	355	885	7000	



Made up of:

qty.	description
1	Shelf with 16 places for size 3 containers
16	Size 3 metal bin



STACKABILITY



No. of stacked frames	 for each frame	 for each box
2	960	60
3	640	40



RACK WITH 20 CONTAINERS SIZE 4

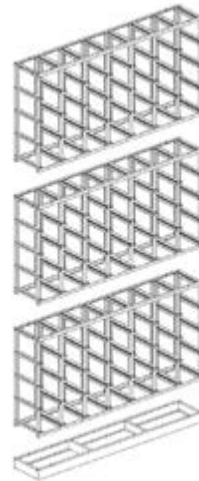
ART.	W mm	D mm	H mm	RAL	
FED40540201	1765	500	885	7000	



Made up of:

qty.	description
1	Shelf with 20 places for size 4 containers
20	Size 4 metal bin



STACKABILITY



No. of stacked frames	 for each frame	 for each box
3	1600	80

STORAGE DOMINO

COMPONENTS



EMPTY RACK

ART.	W mm	D mm	H mm	RAL	
FED30440A01	1025	310	885	7000	



EMPTY RACK

ART.	W mm	D mm	H mm	RAL	
FED40540A01	1765	460	885	7000	



DUST COVER

ART.	W mm	D mm	H mm	RAL	
FED90340001	1020	315	20	7000	



DUST COVER

ART.	W mm	D mm	H mm	RAL	
FED90450001	1765	465	20	7000	



BASE

ART.	W mm	D mm	H mm	RAL	
FED92340001	1020	313	85	7000	



BASE

ART.	W mm	D mm	H mm	RAL	
FED92450001	1765	463	85	7000	



LOAD CAPACITY



RAL 7000

WORK

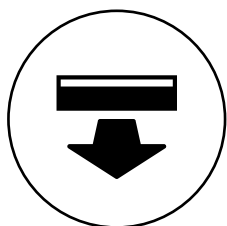
WORKBENCHES START SERIES



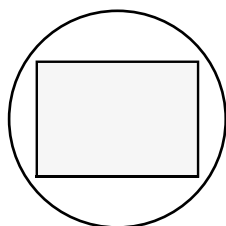
1. Perforated side panel
2. Rear panel
3. Adjustable legs
4. Additional half-shelf

5. Cabinet with door
6. Cabinet with 4 drawers
7. Multiplex worktop

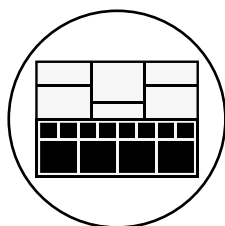
The Work series workbenches are **flexible solutions** and easily customisable according to needs. They can be set up with a **top** in 30 mm **beech** multiplex wood or with a 3 mm steel worktop and are available in **3 widths**: 1000, 1500 or 2000 mm. The Work workbenches can have **fixed steel legs** and **lower shelf** as standard, or a **lower half shelf** as standard and **height-adjustable legs** set up for installing wheels. The steel structure can accommodate cabinets with doors or drawers, shelves or half shelves, perforated panels and ledges.



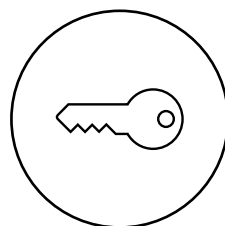
**SIMPLE-EXTENSION
DRAWERS**



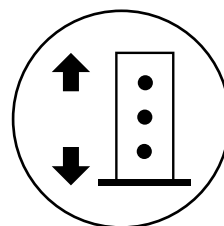
**SOLID DRAWER
BOTTOM**



**DIVIDING
MATERIAL**



**KEY-OPERATED
CLOSURE**




**HEIGHT-ADJUSTABLE
LEGS**

ALTERNATIVE CONFIGURATIONS



Tools excluded



ART.	W mm	D mm	H mm	 KG	RAL	
WORK2043	2307	750	1977/2352	1000	7035+7016	

Made up of:

qty.	description
1	Unassembled adjustable workbench with 30 mm multiplex worktop
2	Cabinet W=629 mm with 1 door and 1 adjustable shelf
1	Cabinet W=500 mm with 3 drawers H=150 mm
1	Non-perforated half-shelf W=1760 mm
2	Perforated side panel
1	Bin with 30 l capacity
2	Angled 2-space silicone holder
1	A4 document-holder pocket
1	Kit with 3 dual-slotted uprights
1	Kit with 3 inclined supports with 2 tracks

qty.	description
2	Kit with 3 perforated panels/shelves with 2 box-stop edges
1	Double lamp
2	Angled 2-space spray-can holder
1	Roll holder kit with roll Ø=240 mm
7	Unipok tool hook - 30-piece pack
1	Support for 4-socket power strip
1	Schuko 4-socket power strip
1	Wieland Schuko/FR connection cable
1	Large reversible shelf



LOAD CAPACITY RAL 7035 + RAL 7016



1000 kg



height-adjustable

— Multiplex worktop thickness 30 mm



Supplied unassembled



Leg hole pitch 25 mm



ART.	W mm	D mm	H mm	RAL
WORK1501	1500	750	732/1107	7035+7016
WORK1502	1500	750	732/1107	5012

Made up of:

qty.	description
1	Unassembled adjustable workbench with 30 mm multiplex worktop
1	Cabinet W=500 mm with 1 drawer H=150 mm

CONFIGURE



ART.	W mm	D mm	H mm	RAL
WORK1503	1500	750	732/1107	7035+7016
WORK1504	1500	750	732/1107	5012

Made up of:

qty.	description
1	Unassembled adjustable workbench with 30 mm multiplex worktop
1	Cabinet W=500 mm with 4 drawers H=105 mm
1	Non-slotted half-shelf W=1260 mm

CONFIGURE




ART.	W mm	D mm	H mm	RAL
WORK1507	1500	750	732/1107	7035+7016
WORK1508	1500	750	732/1107	5012

Made up of:

qty.	description
1	Unassembled adjustable workbench with 30 mm multiplex worktop
1	Cabinet W=500 mm with 4 drawers H=105 mm
1	Rear panel
1	Non-slotted half-shelf W=760 mm
1	Support for intermediate half-shelf

CONFIGURE

CONFIGURATION EXAMPLES



Tools excluded



[CONFIGURE](#)

ART.	W mm	D mm	H mm	RAL
WORK1528	1500	750	1675/2050	7035+7016
WORK1534	1500	750	1675/2050	5012

Made up of:

qty.	description
1	Unassembled adjustable workbench with 30 mm multiplex worktop
1	Cabinet W=500 mm with 1 drawer H=150 mm
1	Kit with 2 dual-slotted uprights for workbenches
1	Kit with 3 perforated panels/shelves with 2 box-stop edges
6	Unipok tool hook - 30-piece pack
2	Bar mount for Picking Box bins size 1/2
2	Kit of 4 Picking Box Air bins size 1



Tools excluded



[CONFIGURE](#)

ART.	W mm	D mm	H mm	RAL
WORK1529	1500	750	1675/2050	7035+7016
WORK1535	1500	750	1675/2050	5012

Made up of:

qty.	description
1	Unassembled adjustable workbench with 30 mm multiplex worktop
1	Cabinet W=500 mm with 4 drawers H=105 mm
1	Non-slotted half-shelf W=1260 mm
1	Kit with 2 dual-slotted uprights for workbenches
1	Kit with 3 perforated panels/shelves with 2 box-stop edges
6	Unipok tool hook - 30-piece pack
2	Bar mount for Picking Box bins size 1/2
2	Kit of 4 Picking Box Air bins size 1



Tools excluded



[CONFIGURE](#)

ART.	W mm	D mm	H mm	RAL
WORK1530	1500	750	1675/2050	7035+7016
WORK1536	1500	750	1675/2050	5012

Made up of:

qty.	description
1	Unassembled adjustable workbench with 30 mm multiplex worktop
1	Rear panel
1	Cabinet W=500 mm with 4 drawers H=105 mm
1	Non-slotted half-shelf W=760 mm
1	Support for intermediate half-shelf
1	Kit with 2 dual-slotted uprights for workbenches
1	Kit with 3 perforated panels/shelves with 2 box-stop edges
6	Unipok tool hook - 30-piece pack
2	Bar mount for Picking Box bins size 1/2
2	Kit of 4 Picking Box Air bins size 1



LOAD CAPACITY RAL 7035 + RAL 7016 RAL 5012



1000 kg

height-adjustable

Multiplex worktop thickness 30 mm

Supplied unassembled

Leg hole pitch 25 mm



ART.	W mm	D mm	H mm	RAL
WORK1505	1500	750	732/1107	7035+7016
WORK1506	1500	750	732/1107	5012

Made up of:

qty.	description
1	Unassembled adjustable workbench with 30 mm multiplex worktop
1	Cabinet W=500 mm with 4 drawers H=105 mm
1	Cabinet W=500 mm with 1 door and 1 adjustable shelf
1	Bottom panel for cabinet W=500 mm

CONFIGURE



ART.	W mm	D mm	H mm	RAL
WORK1511	1500	750	732/1107	7035+7016
WORK1512	1500	750	732/1107	5012

Made up of:

qty.	description
1	Unassembled adjustable workbench with 30 mm multiplex worktop
2	Cabinet W=629 mm with 1 drawer H=150 mm and 1 door
1	Non-slotted half-shelf W=1260 mm

CONFIGURE




ART.	W mm	D mm	H mm	RAL
WORK1509	1500	750	732/1107	7035+7016
WORK1510	1500	750	732/1107	5012

Made up of:

qty.	description
1	Unassembled adjustable workbench with 30 mm multiplex worktop
1	Cabinet W=629 mm with 4 drawers H=105 mm
1	Cabinet W=629 mm with 1 door and 1 adjustable shelf
1	Non-slotted half-shelf W=1260 mm

CONFIGURE

CONFIGURATION EXAMPLES



Tools excluded



[CONFIGURE](#)

ART.	W mm	D mm	H mm	RAL
WORK1531	1500	750	1675/2050	7035+7016
WORK1537	1500	750	1675/2050	5012

Made up of:

qty.	description
1	Unassembled adjustable workbench with 30 mm multiplex worktop
1	Cabinet W=500 mm with 1 door and 1 adjustable shelf
1	Bottom panel for cabinet W=500 mm
1	Cabinet W=500 mm with 4 drawers H=105 mm
1	Kit with 2 dual-slotted uprights for workbenches
1	Kit with 3 perforated panels/shelves with 2 box-stop edges
6	Unipok tool hook - 30-piece pack
2	Bar mount for Picking Box bins size 1/2
2	Kit of 4 Picking Box Air bins size 1



Tools excluded



[CONFIGURE](#)

ART.	W mm	D mm	H mm	RAL
WORK1532	1500	750	1675/2050	7035+7016
WORK1538	1500	750	1675/2050	5012

Made up of:

qty.	description
1	Unassembled adjustable workbench with 30 mm multiplex worktop
2	Cabinet W=629 mm with 1 drawer H=150 mm and 1 door
1	Non-slotted half-shelf W=1260 mm
1	Kit with 2 dual-slotted uprights for workbenches
1	Kit with 3 perforated panels/shelves with 2 box-stop edges
6	Unipok tool hook - 30-piece pack
2	Bar mount for Picking Box bins size 1/2
2	Kit of 4 Picking Box Air bins size 1



Tools excluded



[CONFIGURE](#)

ART.	W mm	D mm	H mm	RAL
WORK1533	1500	750	1675/2050	7035+7016
WORK1539	1500	750	1675/2050	5012

Made up of:

qty.	description
1	Unassembled adjustable workbench with 30 mm multiplex worktop
1	Cabinet W=629 mm with 1 door and 1 adjustable shelf
1	Cabinet W=629 mm with 4 drawers H=105 mm
1	Non-slotted half-shelf W=1260 mm
1	Kit with 2 dual-slotted uprights for workbenches
1	Kit with 3 perforated panels/shelves with 2 box-stop edges
6	Unipok tool hook - 30-piece pack
2	Bar mount for Picking Box bins size 1/2
2	Kit of 4 Picking Box Air bins size 1



LOAD CAPACITY



RAL 7035 + RAL 7016



RAL 5012



1000 kg

height-adjustable

Multiplex worktop thickness 30 mm

Supplied unassembled

Leg hole pitch 25 mm



ART.	W mm	D mm	H mm	RAL
WORK2001	2000	750	732/1107	7035+7016
WORK2002	2000	750	732/1107	5012

Made up of:

qty.	description
1	Unassembled adjustable workbench with 30 mm multiplex worktop
1	Cabinet W=500 mm with 1 drawer H=150 mm

CONFIGURE



ART.	W mm	D mm	H mm	RAL
WORK2003	2000	750	732/1107	7035+7016
WORK2004	2000	750	732/1107	5012

Made up of:

qty.	description
1	Unassembled adjustable workbench with 30 mm multiplex worktop
1	Cabinet W=500 mm with 4 drawers H=105 mm
1	Non-perforated half-shelf W=1760 mm

CONFIGURE




ART.	W mm	D mm	H mm	RAL
WORK2005	2000	750	732/1107	7035+7016
WORK2006	2000	750	732/1107	5012

Made up of:

qty.	description
1	Unassembled adjustable workbench with 30 mm multiplex worktop
1	Cabinet W=500 mm with 4 drawers H=105 mm
1	Cabinet W=500 mm with 1 door and 1 adjustable shelf
1	Non-perforated half-shelf W=1760 mm

CONFIGURE

CONFIGURATION EXAMPLES



Tools excluded



[CONFIGURE](#)



Tools excluded



[CONFIGURE](#)



Tools excluded



[CONFIGURE](#)

ART.	W mm	D mm	H mm	RAL
WORK2030	2000	750	1675/2050	7035+7016
WORK2036	2000	750	1675/2050	5012

Made up of:

qty.	description
1	Unassembled adjustable workbench with 30 mm multiplex worktop
1	Cabinet W=500 mm with 1 drawer H=150 mm
1	Kit with 3 dual-slotted uprights
2	Kit with 3 perforated panels/shelves with 2 box-stop edges
6	Unipok tool hook - 30-piece pack
4	Bar mount for Picking Box bins size 1/2
4	Kit of 4 Picking Box Air bins size 1

ART.	W mm	D mm	H mm	RAL
WORK2031	2000	750	1675/2050	7035+7016
WORK2037	2000	750	1675/2050	5012

Made up of:

qty.	description
1	Unassembled adjustable workbench with 30 mm multiplex worktop
1	Cabinet W=500 mm with 4 drawers H=105 mm
1	Non-perforated half-shelf W=1760 mm
1	Kit with 3 dual-slotted uprights
2	Kit with 3 perforated panels/shelves with 2 box-stop edges
6	Unipok tool hook - 30-piece pack
4	Bar mount for Picking Box bins size 1/2
4	Kit of 4 Picking Box Air bins size 1

ART.	W mm	D mm	H mm	RAL
WORK2032	2000	750	1675/2050	7035+7016
WORK2038	2000	750	1675/2050	5012

Made up of:

qty.	description
1	Unassembled adjustable workbench with 30 mm multiplex worktop
1	Cabinet W=500 mm with 1 door and 1 adjustable shelf
1	Cabinet W=500 mm with 4 drawers H=105 mm
1	Non-perforated half-shelf W=1760 mm
1	Kit with 3 dual-slotted uprights
2	Kit with 3 perforated panels/shelves with 2 box-stop edges
6	Unipok tool hook - 30-piece pack
4	Bar mount for Picking Box bins size 1/2
4	Kit of 4 Picking Box Air bins size 1



LOAD CAPACITY



RAL 7035 + RAL 7016



RAL 5012



1000 kg

height-adjustable

Multiplex worktop thickness 30 mm

Supplied unassembled

Leg hole pitch 25 mm



ART.	W mm	D mm	H mm	RAL
WORK2007	2000	750	732/1107	7035+7016
WORK2008	2000	750	732/1107	5012

Made up of:

qty.	description
1	Unassembled adjustable workbench with 30 mm multiplex worktop
1	Cabinet W=500 mm with 4 drawers H=105 mm
1	Cabinet W=500 mm with 1 door and 1 adjustable shelf
1	Rear panel
1	Non-slotted half-shelf W=760 mm
1	Bottom panel for cabinet W=500 mm

[CONFIGURE](#)



ART.	W mm	D mm	H mm	RAL
WORK2011	2000	750	732/1107	7035+7016
WORK2012	2000	750	732/1107	5012

Made up of:

qty.	description
1	Unassembled adjustable workbench with 30 mm multiplex worktop
1	Cabinet W=500 mm with 1 drawer H=150 mm and 1 door
2	Cabinet W=629 mm with 1 drawer H=150 mm and 1 door
1	Non-perforated half-shelf W=1760 mm

[CONFIGURE](#)




ART.	W mm	D mm	H mm	RAL
WORK2009	2000	750	732/1107	7035+7016
WORK2010	2000	750	732/1107	5012

Made up of:

qty.	description
1	Unassembled adjustable workbench with 30 mm multiplex worktop
1	Cabinet W=500 mm with 4 drawers H=105 mm
2	Cabinet W=629 mm with 1 door and 1 adjustable shelf
1	Non-perforated half-shelf W=1760 mm

[CONFIGURE](#)

CONFIGURATION EXAMPLES



Tools excluded



Tools excluded



Tools excluded



ART.	W mm	D mm	H mm	RAL
WORK2033	2000	750	1675/2050	7035+7016
WORK2039	2000	750	1675/2050	5012

Made up of:

qty.	description
1	Unassembled adjustable workbench with 30 mm multiplex worktop
1	Rear panel
1	Cabinet W=500 mm with 1 door and 1 adjustable shelf
1	Bottom panel for cabinet W=500 mm
1	Cabinet W=500 mm with 4 drawers H=105 mm
1	Non-slotted half-shelf W=760 mm
1	Kit with 3 dual-slotted uprights
2	Kit with 3 perforated panels/shelves with 2 box-stop edges
6	Unipok tool hook - 30-piece pack
4	Bar mount for Picking Box bins size 1/2
4	Kit of 4 Picking Box Air bins size 1

ART.	W mm	D mm	H mm	RAL
WORK2034	2000	750	1675/2050	7035+7016
WORK2040	2000	750	1675/2050	5012

Made up of:

qty.	description
1	Unassembled adjustable workbench with 30 mm multiplex worktop
2	Cabinet W=629 mm with 1 drawer H=150 mm and 1 door
1	Cabinet W=500 mm with 1 drawer H=150 mm and 1 door
1	Non-perforated half-shelf W=1760 mm
1	Kit with 3 dual-slotted uprights
2	Kit with 3 perforated panels/shelves with 2 box-stop edges
6	Unipok tool hook - 30-piece pack
4	Bar mount for Picking Box bins size 1/2
4	Kit of 4 Picking Box Air bins size 1

ART.	W mm	D mm	H mm	RAL
WORK2035	2000	750	1675/2050	7035+7016
WORK2041	2000	750	1675/2050	5012

Made up of:

qty.	description
1	Unassembled adjustable workbench with 30 mm multiplex worktop
2	Cabinet W=629 mm with 1 door and 1 adjustable shelf
1	Cabinet W=500 mm with 4 drawers H=105 mm
1	Non-perforated half-shelf W=1760 mm
1	Kit with 3 dual-slotted uprights
2	Kit with 3 perforated panels/shelves with 2 box-stop edges
6	Unipok tool hook - 30-piece pack
4	Bar mount for Picking Box bins size 1/2
4	Kit of 4 Picking Box Air bins size 1



LOAD CAPACITY



RAL 7035 + RAL 7016




RAL 5012

WORK

COMPONENTS

W ➔ 1000 - 1500 - 2000 mm

 1000 kg

 height-adjustable

 Multiplex worktop thickness 30 mm

 Supplied unassembled

 Leg hole pitch 25 mm

 steel worktop thickness 3 mm



3D

3D

3D

WORK WORKBENCH WITH STEEL WORKTOP

ART.	W mm	D mm	H mm	worktop		RAL	
				material	 mm		
FBG01S1000R00PD	1031	704	737/1112	Steel	2,5	7035+7016	
FBG01S1000R0004	1031	704	737/1112	Steel	2,5	5012	
FBG01S1500R00PD	1507	704	737/1112	Steel	2,5	7035+7016	
FBG01S1500R0004	1507	704	737/1112	Steel	2,5	5012	
FBG01S2000R00PD	2007	704	737/1112	Steel	2,5	7035+7016	
FBG01S2000R0004	2007	704	737/1112	Steel	2,5	5012	




3D

3D

3D

WORK WORKBENCH WITH WOODEN WORKTOP

ART.	W mm	D mm	H mm	worktop		RAL	
				material	 mm		
FBG02S1000R00PD	1024	750	732/1107	Multiplex	30	7035+7016	
FBG02S1000R0004	1024	750	732/1107	Multiplex	30	5012	
FBG02S1500R00PD	1500	750	732/1107	Multiplex	30	7035+7016	
FBG02S1500R0004	1500	750	732/1107	Multiplex	30	5012	
FBG02S2000R00PD	2000	750	732/1107	Multiplex	30	7035+7016	
FBG02S2000R0004	2000	750	732/1107	Multiplex	30	5012	






UNASSEMBLED WORKBENCH PACKAGE

KIT WITH WHEELS

Suitable only for Work workbenches



ART.	Ø mm	 kg	H mm	material			
FKRU1252101	125	300	155	Non-marking synthetic rubber	2	2	
FKRS1252101	125	750	155	Elastic rubber	2	2	



SWIVEL WHEEL WITH BRAKE




FIXED WHEEL



PAIR OF REINFORCEMENT CORNER ELEMENTS


ART.	W mm	D mm	H mm	RAL	
FBGKITS0008	145	39	145	7035	
FBGKITS0004	145	39	145	5012	

 Use one pair of corner elements for each leg if there is no drawer unit

WORK

COMPONENTS

W → 1000 - 1500 - 2000 mm

 1000 kg

 Multiplex worktop thickness 30 mm

 Supplied unassembled

 steel worktop thickness 3 mm



3D

3D

3D

WORK WORKBENCH WITH STEEL WORKTOP

ART.	W mm	D mm	H mm	worktop		RAL	
				material	mm		
FBG01S1000F00PD	1031	704	887	Steel	2,5	7035+7016	
FBG01S1000F0004	1031	704	887	Steel	2,5	5012	
FBG01S1500F00PD	1507	704	887	Steel	2,5	7035+7016	
FBG01S1500F0004	1507	704	887	Steel	2,5	5012	
FBG01S2000F00PD	2007	704	887	Steel	2,5	7035+7016	
FBG01S2000F0004	2007	704	887	Steel	2,5	5012	

WORK WORKBENCH WITH WOODEN WORKTOP

ART.	W mm	D mm	H mm	worktop		RAL	
				material	mm		
FBG02S1000F0008	1024	750	882	Multiplex	30	7035	
FBG02S1000F0004	1024	750	882	Multiplex	30	5012	
FBG02S1500F0008	1500	750	882	Multiplex	30	7035	
FBG02S1500F0004	1500	750	882	Multiplex	30	5012	
FBG02S2000F0008	2000	750	882	Multiplex	30	7035	
FBG02S2000F0004	2000	750	882	Multiplex	30	5012	



3D

3D

3D



UNASSEMBLED WORKBENCH PACKAGE

COVER FOR STEEL WORKTOP

ART.	W mm	D mm	H mm	
FBG32100007	1024	702	27	
FBG32150007	1500	702	27	
FBG32200007	2000	702	27	



COVER FOR MULTIPLEX WORKTOP

ART.	W mm	D mm	H mm	
FBL22300007	1028	754	22	
FBL22600007	1504	754	22	
FBL22900007	2004	754	22	
FBL23200007	3004	754	22	



LOAD CAPACITY



THICKNESS



RAL 7035 + RAL 7016



RAL 5012




RAL 7035

2000

1000



1500



CABINETS WITH DRAWERS

W → 500 mm

CABINET WITH 1 DRAWER



ART.	W mm	D mm	H mm	drawers			door		RAL
				no.	KG	h mm	no.	Entry H mm	
FBG03S50C0001PD	500	630	210	1	80	86%	150	-	7035+7016
FBG03S50C000104	500	630	210	1	80	86%	150	-	5012

CABINET WITH 3 DRAWERS



ART.	W mm	D mm	H mm	drawers			door		RAL
				no.	KG	h mm	no.	Entry H mm	
FBG03S50C0002PD	500	630	570	3	80	86%	150	-	7035+7016
FBG03S50C000204	500	630	570	3	80	86%	150	-	5012

CABINET WITH 4 DRAWERS



ART.	W mm	D mm	H mm	drawers			door		RAL
				no.	KG	h mm	no.	Entry H mm	
FBG03S50C0003PD	500	630	570	4	80	86%	105	-	7035+7016
FBG03S50C000304	500	630	570	4	80	86%	105	-	5012

CABINET WITH 1 DRAWER AND 1 DOOR



ART.	W mm	D mm	H mm	drawers			door		RAL	
				no.	KG	h mm	no.	Entry H mm		
FBG03S50C0004PD	500	630	570	1	80	86%	150	1	310	7035+7016
FBG03S50C000404	500	630	570	1	80	86%	150	1	310	5012

⚠ Without bottom panel

CABINET WITH 1 DOOR AND 1 SHELF



ART.	W mm	D mm	H mm	drawers			door		RAL	
				no.	KG	h mm	no.	Entry H mm		
FBG03S50C0005PD	500	612	570	-	-	-%	-	1	491	7035+7016
FBG03S50C000504	500	612	570	-	-	-%	-	1	491	5012

⚠ Without bottom panel

BOTTOM PANEL



BOTTOM PANEL FOR CABINETS W= 500 mm

ART.	W mm	D mm	H mm	RAL
FBG16S50V0V0008	494	572	4	7035
FBG16S50V0V0004	494	572	4	5012

To be used on cabinets with door when the half-shelf is present



BOTTOM PANEL FOR CABINETS W= 629 mm

ART.	W mm	D mm	H mm	RAL
FBG16S63V0V0008	623	572	4	7035
FBG16S63V0V0004	623	572	4	5012

To be used on cabinets with door when the half-shelf is present



CABINETS WITH DRAWERS

W 629 mm



CABINET WITH 3 DRAWERS

ART.	W mm	D mm	H mm	drawers				door		RAL
				no.	KG		h mm	no.	Entry H mm	
FBG03S63C0002PD	629	630	570	3	80	86%	150	-	-	7035+7016
FBG03S63C000204	629	630	570	3	80	86%	150	-	-	5012



CABINET WITH 4 DRAWERS

ART.	W mm	D mm	H mm	drawers				door		RAL
				no.	KG		h mm	no.	Entry H mm	
FBG03S63C0003PD	629	630	570	4	80	86%	105	-	-	7035+7016
FBG03S63C000304	629	630	570	4	80	86%	105	-	-	5012



CABINET WITH 1 DRAWER AND 1 DOOR

ART.	W mm	D mm	H mm	drawers				door		RAL
				no.	KG		h mm	no.	Entry H mm	
FBG03S63C0004PD	629	630	570	1	80	86%	150	1	310	7035+7016
FBG03S63C000404	629	630	570	1	80	86%	150	1	310	5012

Without bottom panel



CABINET WITH 1 DOOR AND 1 SHELF

ART.	W mm	D mm	H mm	drawers				door		RAL
				no.	KG		h mm	no.	Entry H mm	
FBG03S63C0005PD	629	612	570	-	-	-%	-	1	491	7035+7016
FBG03S63C000504	629	612	570	-	-	-%	-	1	491	5012

Without bottom panel



LOAD CAPACITY



EXTRACTION



RAL 7035 + RAL 7016



RAL 5012



RAL 7035



REAR PANEL

ART.	W mm	H mm	suitable for workbench W mm	RAL	
FBG12S080000008	825	665	1024-1031	7035	
FBG12S080000004	825	665	1024-1031	5012	
FBG12S130000008	1325	665	1500-1507	7035	
FBG12S130000004	1325	665	1500-1507	5012	
FBG12S180000008	1825	665	2000-2007	7035	
FBG12S180000004	1825	665	2000-2007	5012	



PAIR OF SIDE FILLER STRIPS

For workbench W=1024-1031 mm with cabinet W=629 mm

ART.	W mm	D mm	H mm	RAL	
FBG14S130V00008	65	35	568	7035	
FBG14S130V00004	65	35	568	5012	



PERFORATED SIDE PANEL

ART.	W mm	D mm	H mm	Hole dim. mm	RAL	
FBG15S00V0V0008	610	75	669	10x10	7035	
FBG15S00V0V0004	610	75	669	10x10	5012	



ADDITIONAL NON-PERFORATED MIDDLE SHELF

ART.	W mm	D mm	H mm	KG	RAL	
FBG08S070600108	760	600	35	250	7035	
FBG08S070600104	760	600	35	250	5012	
FBG08S120600108	1260	600	35	250	7035	
FBG08S120600104	1260	600	35	250	5012	
FBG08S170600108	1760	600	35	200	7035	
FBG08S170600104	1760	600	35	200	5012	

WORK

COMPONENTS



ADDITIONAL NON-PERFORATED HALF-SHELF

ART.	W mm	D mm	H mm	KG	RAL	
FBG09S070300108	760	300	35	100	7035	
FBG09S070300104	760	300	35	100	5012	
FBG09S120300108	1260	300	35	100	7035	
FBG09S120300104	1260	300	35	100	5012	
FBG09S170300108	1760	300	35	100	7035	
FBG09S170300104	1760	300	35	100	5012	



SUPPORT ONLY FOR ADDITIONAL HALF-SHELF

ART.	W mm	D mm	H mm	RAL	
FBG13S605V00008	605	77	35	7035	
FBG13S605V00004	605	77	35	5012	

ART.	W mm	D mm	H mm	KG	RAL	
WORK2014	2007	704	737/1112	1000	7035+7016	



Made up of:

qty.	description
1	Unassembled adjustable workbench with 2,5 mm steel worktop
1	Cabinet W=500 mm with 4 drawers H=105 mm
1	Cabinet W=500 mm with 1 door and 1 adjustable shelf
1	Rear panel
1	Non-slotted half-shelf W=760 mm
1	Bottom panel for cabinet W=500 mm
2	Perforated side panel



LOAD CAPACITY



RAL 7035 + RAL 7016



RAL 5012




RAL 7035




DIVIDING MATERIAL

W → 500 mm



ART.	Suitable for drawer H mm	No. of transversal dividers	
FBG18S50DV00199	105/150	3	



ART.	Suitable for drawer H mm	No. of transversal dividers	No. of longitudinal dividers	
FBG18S50DV00299	105/150	1	1	



ART.	Suitable for drawer H mm	components	
FBG18S50CD00103	105/150	4 x 100x50 mm Divider box	



ART.	Suitable for drawer H mm	components	
FBG18S50CD00203	105/150	3 x 100x50 mm Divider box 2 x 150x75 mm Divider box 1 x 150x150 mm Divider box	



ART.	Suitable for drawer H mm	components	
MATSEP001	105/150	1 x FBG18S50CD00103 1 x FBG18S50CD00203 1 x FBG18S50DV00299	



ART.	Suitable for drawer H mm	components	
MATSEP002	105/150	1 x FBG18S50CD00103 2 x FBG18S50CD00203 1 x FBG18S50DV00299	



RUG FOR CHEST OF DRAWERS L=500 MM

ART.	material	
FBG18S50TP00107	Polyester	

DIVIDING MATERIAL

W → 629 mm



ART.	Suitable for drawer H mm	No. of transversal dividers	
FBG18S63DV00199	105/150	3	



ART.	Suitable for drawer H mm	No. of transversal dividers	No. of longitudinal dividers	
FBG18S63DV00299	105/150	1	1	



ART.	Suitable for drawer H mm	components	
FBG18S63CD00103	105/150	5 x 100x50 mm Divider box	



ART.	Suitable for drawer H mm	components	
FBG18S63CD00203	105/150	2 x 75x75 mm Divider box 2 x 150x75 mm Divider box 2 x 150x150 mm Divider box	



ART.	Suitable for drawer H mm	components	
MATSEP003	105/150	1 x FBG18S63CD00103 1 x FBG18S63CD00203 1 x FBG18S63DV00299	



ART.	Suitable for drawer H mm	components	
MATSEP004	105/150	1 x FBG18S63CD00103 2 x FBG18S63CD00203 1 x FBG18S63DV00299	



RUG FOR CHEST OF DRAWERS L=629 MM

ART.	material	
FBG18S63TP00107	Polyester	

ALTERNATIVE CONFIGURATIONS



Tools excluded



ART.	W mm	D mm	H mm	KG	RAL
WORK2042	2260	704	2098	1000	7035+7016

Made up of:

qty.	description	qty.	description
1	Unassembled workbench with 2,5 mm steel worktop	7	Unipok tool hook - 30-piece pack
2	Cabinet W=629 mm with 1 drawer H=150 mm and 1 door	1	Roll holder kit with roll Ø=240 mm
1	Cabinet W=500 mm with 1 drawer H=150 mm and 1 door	2	Angled 2-space spray-can holder
2	Perforated side panel	1	Large reversible shelf
1	Bin with 30 l capacity	1	Support for 4-socket power strip
1	Kit with 3 dual-slotted uprights	1	Schuko 4-socket power strip
1	Kit with 3 inclined supports with 2 tracks	1	Wieland Schuko/FR connection cable
2	Kit with 3 perforated panels/shelves with 2 box-stop edges	2	Bar mount for Picking Box bins size 1/2
1	Double lamp	2	Kit of 4 Picking Box Air bins size 1

ALTERNATIVE CONFIGURATIONS



Tools excluded



ART.	W mm	D mm	H mm	KG	RAL
WORK1540	2052	750	1977/2352	1000	7035+7016

Made up of:

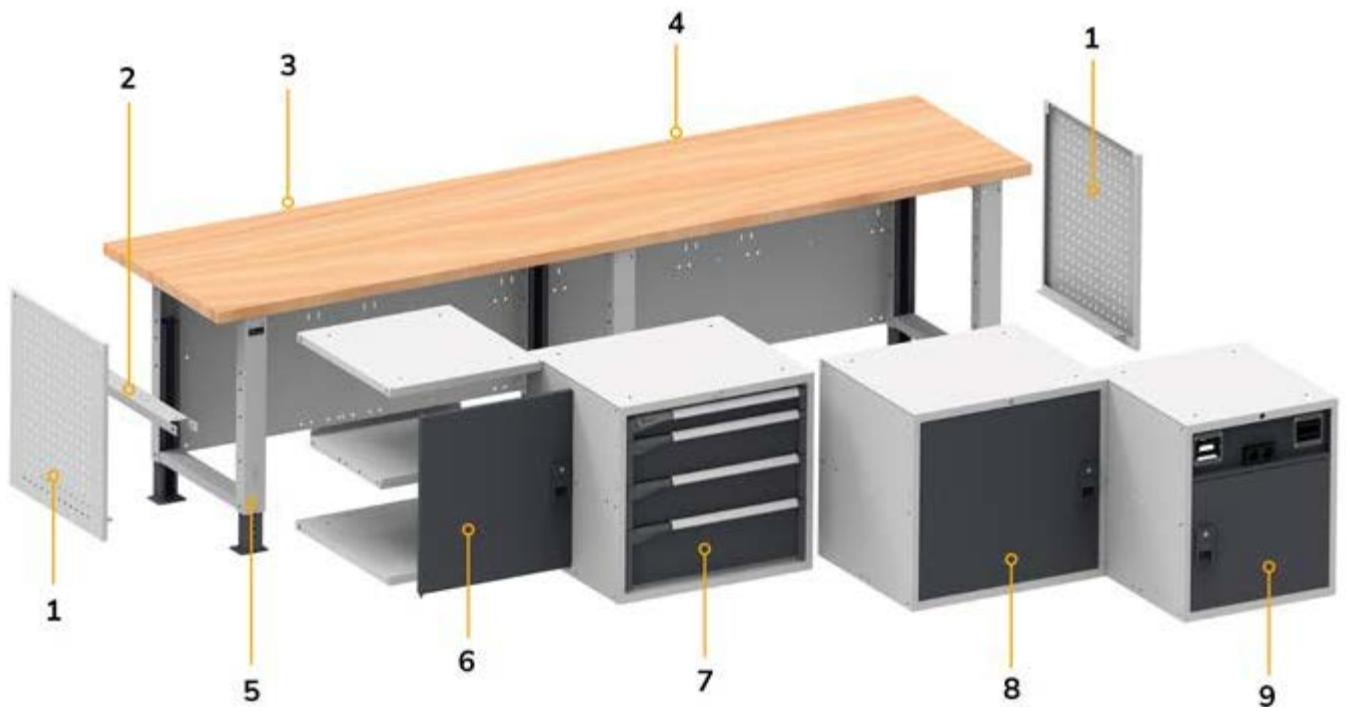
qty.	description	qty.	description
1	Unassembled adjustable workbench with 30 mm multiplex worktop	1	Kit with 3 perforated panels/shelves with 2 box-stop edges
1	Cabinet W=629 mm with 1 door and 1 adjustable shelf	1	Double lamp
1	Bottom panel for cabinet W=629 mm	1	Single lamp
1	Cabinet W=629 mm with 3 drawers H=150 mm	1	Roll holder kit with Ø 130 mm roll
2	Perforated side panel	1	Support for 4-socket power strip
1	Bin with 30 l capacity	1	Schuko 4-socket power strip
1	Large reversible shelf	1	Wieland Schuko/FR connection cable
2	Angled 2-space spray-can holder	4	Unipok tool hook - 30-piece pack
1	Kit with 2 dual-slotted uprights for workbenches	2	Bar mount for Picking Box bins size 1/2
1	Kit with 2 inclined supports with track	2	Kit of 4 Picking Box Air bins size 1



LOADCAPACITY RAL 7035 + RAL 7016


WORK MASTER BR

WORKBENCHES PRO SERIES

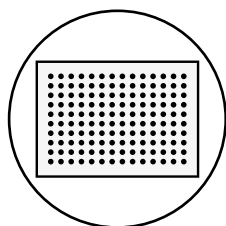


- 1. Perforated side panel
- 2. Support for intermediate half-shelf
- 3. Rear panel
- 4. Multiplex worktop
- 5. Adjustable legs
- 6. Modular unit
- 7. Cabinet with drawers
- 8. Cabinet with door
- 9. Technical cabinet with door

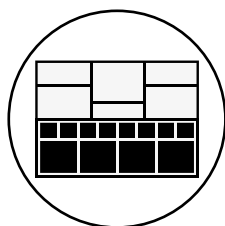
The Work Master BR workbench features a **modular structure** that allows it to be expanded and enriched at any time, constantly adapting to the user's needs. Available in **4 widths**, from 1000 to 3000 mm, it is equipped with a sturdy **worktop** in multiplex **beech** wood with a thickness of 40 mm and with **#b #**height-adjustable legs for an ergonomic working position. It can be set up with high-capacity solutions such as tool walls, cabinets with shelves, with doors and drawer units. The latter can be customised both in terms of pull-out solutions, from 92 to 100%, and of load capacity, from 50 to 100 kg.



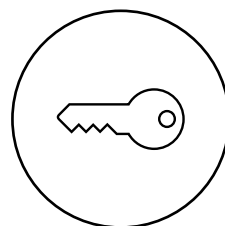
**FULL-EXTENSION
DRAWERS**



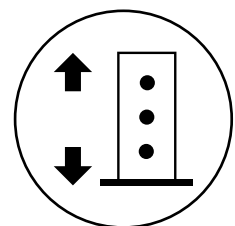
**PERFORATED
DRAWER BOTTOM**



**DIVIDING
MATERIAL**



**KEY-OPERATED
CLOSURE**



**HEIGHT-ADJUSTABLE
LEGS**

WORK MASTER BR



CONFIGURE

PATENTED

ART.	W mm	D mm	H mm	KG	RAL
MASTERBR2007	2206	750	1805/2180	1000	7035+7016

Made up of:

qty.	description	qty.	description
1	Unassembled workbench with 40 mm multiplex worktop	2	Wall unit with vasistas flip up opening without lock
1	Cabinet W=560 mm with 4 drawers 1x75 2x150 1x200	2	Pair of brackets for fastening wall unit to dual-slotted uprights
4	Top/bottom shelf W=560 mm	2	LED strip
1	Right full door H=600 mm with Dark Grey handle	2	Schuko 2-socket power strip
1	Left full door H=600 mm with Dark Grey handle	1	Schuko 4-socket power strip
2	Support for intermediate half-shelf	1	Differential magnetic-thermal circuit breaker
2	Internal shelf W=558 mm	1	Wieland Schuko/FR connection cable
2	Perforated side panel	1	A4 document-holder pocket
1	Perforated panel/shelf with box-stop edge	1	Roll holder kit with roll Ø=240 mm
1	Kit with 3 dual-slotted uprights	2	Angled 2-space spray-can holder
1	Kit with 2 perforated panels/shelves with 1 box-stop edge	5	Unipok tool hook - 30-piece pack
1	Electric perforated panel	1	Bin with 30 l capacity



LOAD CAPACITY RAL 7035 + RAL 7016

1000 kg

height-adjustable

Multiplex worktop thickness 40 mm

Supplied unassembled

Leg hole pitch 25 mm



ART.	W mm	D mm	H mm	RAL
MASTERBR1505	1500	750	740/1115	7035+7016

Made up of:

qty.	description
1	Unassembled workbench with 40 mm multiplex worktop
1	Cabinet W=560 mm with 3 drawers 1x75 2x100
1	Pair of reinforcement corner elements



[CONFIGURE](#)



ART.	W mm	D mm	H mm	RAL
MASTERBR1506	1500	750	740/1115	7035+7016

Made up of:

qty.	description
1	Unassembled workbench with 40 mm multiplex worktop
1	Cabinet W=560 mm with 4 drawers 1x75 2x150 1x200
1	Pair of reinforcement corner elements



[CONFIGURE](#)



ART.	W mm	D mm	H mm	RAL
MASTERBR1501	1500	750	740/1115	7035+7016


Made up of:

qty.	description
1	Unassembled workbench with 40 mm multiplex worktop
1	Cabinet W=560 mm with 4 drawers 1x75 2x150 1x200
2	Additional half-shelf W=560 mm
1	Support for intermediate half-shelf
2	Perforated side panel



[CONFIGURE](#)

CONFIGURATION EXAMPLES



ART.	W mm	D mm	H mm	RAL
MASTERBR1514	1500	750	1683/2058	7035+7016

Made up of:

qty.	description
1	Unassembled workbench with 40 mm multiplex worktop
1	Cabinet W=560 mm with 3 drawers 1x75 2x100
1	Pair of reinforcement corner elements
1	Kit with 2 dual-slotted uprights for workbenches
1	Kit with 3 perforated panels/shelves with 2 box-stop edges
6	Unipok tool hook - 30-piece pack
2	Bar mount for Picking Box bins size 1/2
2	Kit of 4 Picking Box Air bins size 1

Tools excluded



[CONFIGURE](#)



ART.	W mm	D mm	H mm	RAL
MASTERBR1515	1500	750	1683/2058	7035+7016

Made up of:

qty.	description
1	Unassembled workbench with 40 mm multiplex worktop
1	Cabinet W=560 mm with 4 drawers 1x75 2x150 1x200
1	Pair of reinforcement corner elements
1	Kit with 2 dual-slotted uprights for workbenches
1	Kit with 3 perforated panels/shelves with 2 box-stop edges
6	Unipok tool hook - 30-piece pack
2	Bar mount for Picking Box bins size 1/2
2	Kit of 4 Picking Box Air bins size 1

Tools excluded



[CONFIGURE](#)



ART.	W mm	D mm	H mm	RAL
MASTERBR1510	1500	750	1683/2058	7035+7016

Made up of:

qty.	description
1	Unassembled workbench with 40 mm multiplex worktop
2	Perforated side panel
1	Cabinet W=560 mm with 4 drawers 1x75 2x150 1x200
2	Additional half-shelf W=560 mm
1	Support for intermediate half-shelf
1	Kit with 2 dual-slotted uprights for workbenches
1	Kit with 3 perforated panels/shelves with 2 box-stop edges
6	Unipok tool hook - 30-piece pack
2	Bar mount for Picking Box bins size 1/2
2	Kit of 4 Picking Box Air bins size 1

Tools excluded



[CONFIGURE](#)



1000 kg

height-adjustable

Multiplex worktop thickness 40 mm

Supplied unassembled

Leg hole pitch 25 mm



ART.	W mm	D mm	H mm	RAL
MASTERBR1502	1500	750	740/1115	7035+7016

Made up of:

qty.	description
1	Unassembled workbench with 40 mm multiplex worktop
1	Cabinet W=560 mm with 4 drawers 1x75 2x150 1x200
2	Top/bottom shelf W=560 mm
1	Left full door H=600 mm with Dark Grey handle
1	Support for intermediate half-shelf
1	Internal shelf W=558 mm
2	Perforated side panel



[CONFIGURE](#)



ART.	W mm	D mm	H mm	RAL
MASTERBR1503	1500	750	740/1115	7035+7016

Made up of:

qty.	description
1	Unassembled workbench with 40 mm multiplex worktop
1	Cabinet W=560 mm with 4 drawers 1x75 2x150 1x200
1	Cabinet W=560 mm with 5 drawers 1x75 3x100 1x200



[CONFIGURE](#)



ART.	W mm	D mm	H mm	RAL
MASTERBR1504	1500	750	740/1115	7035+7016


Made up of:

qty.	description
1	Unassembled workbench with 40 mm multiplex worktop
2	Cabinet W=560 mm configured for door with 1 drawer H=150 mm
1	Left partial door H=435 mm with Dark Grey handle
1	Right partial door H=435 mm with Dark Grey handle



[CONFIGURE](#)

CONFIGURATION EXAMPLES



Tools excluded



[CONFIGURE](#)



Tools excluded



[CONFIGURE](#)



Tools excluded



[CONFIGURE](#)

ART.	W mm	D mm	H mm	RAL
MASTERBR1511	1500	750	1683/2058	7035+7016

Made up of:

qty.	description
1	Unassembled workbench with 40 mm multiplex worktop
2	Perforated side panel
1	Cabinet W=560 mm with 4 drawers 1x75 2x150 1x200
2	Top/bottom shelf W=560 mm
1	Left full door H=600 mm with Dark Grey handle
1	Internal shelf W=558 mm
1	Support for intermediate half-shelf
1	Kit with 2 dual-slotted uprights for workbenches
1	Kit with 3 perforated panels/shelves with 2 box-stop edges
6	Unipok tool hook - 30-piece pack
2	Bar mount for Picking Box bins size 1/2
2	Kit of 4 Picking Box Air bins size 1

ART.	W mm	D mm	H mm	RAL
MASTERBR1512	1500	750	1683/2058	7035+7016

Made up of:

qty.	description
1	Unassembled workbench with 40 mm multiplex worktop
1	Cabinet W=560 mm with 4 drawers 1x75 2x150 1x200
1	Cabinet W=560 mm with 5 drawers 1x75 3x100 1x200
1	Kit with 2 dual-slotted uprights for workbenches
1	Kit with 3 perforated panels/shelves with 2 box-stop edges
6	Unipok tool hook - 30-piece pack
2	Bar mount for Picking Box bins size 1/2
2	Kit of 4 Picking Box Air bins size 1

ART.	W mm	D mm	H mm	RAL
MASTERBR1513	1500	750	1683/2058	7035+7016

Made up of:

qty.	description
1	Unassembled workbench with 40 mm multiplex worktop
2	Cabinet W=560 mm configured for door with 1 drawer H=150 mm
1	Left partial door H=435 mm with Dark Grey handle
1	Right partial door H=435 mm with Dark Grey handle
1	Kit with 2 dual-slotted uprights for workbenches
1	Kit with 3 perforated panels/shelves with 2 box-stop edges
6	Unipok tool hook - 30-piece pack
2	Bar mount for Picking Box bins size 1/2
2	Kit of 4 Picking Box Air bins size 1



1000 kg

height-adjustable

Multiplex worktop thickness 40 mm

Supplied unassembled

Leg hole pitch 25 mm



ART.	W mm	D mm	H mm	RAL
MASTERBR2005	2000	750	740/1115	7035+7016

Made up of:

qty.	description
1	Unassembled workbench with 40 mm multiplex worktop
1	Cabinet W=560 mm with 3 drawers 1x75 2x100
1	Pair of reinforcement corner elements



ART.	W mm	D mm	H mm	RAL
MASTERBR2006	2000	750	740/1115	7035+7016

Made up of:

qty.	description
1	Unassembled workbench with 40 mm multiplex worktop
1	Cabinet W=560 mm with 4 drawers 1x75 2x150 1x200
1	Pair of reinforcement corner elements




ART.	W mm	D mm	H mm	RAL
MASTERBR2001	2000	750	740/1115	7035+7016

Made up of:

qty.	description
1	Unassembled workbench with 40 mm multiplex worktop
1	Cabinet W=560 mm with 4 drawers 1x75 2x150 1x200
1	Cabinet W=560 mm configured for door with 1 adjustable shelf
1	Left full door H=600 mm with Dark Grey handle
2	Additional half-shelf W=560 mm



CONFIGURATION EXAMPLES



Tools excluded



ART.	W mm	D mm	H mm	RAL
MASTERBR2013	2000	750	1683/2058	7035+7016

Made up of:

qty.	description
1	Unassembled workbench with 40 mm multiplex worktop
1	Cabinet W=560 mm with 3 drawers 1x75 2x100
1	Pair of reinforcement corner elements
1	Kit with 3 dual-slotted uprights
2	Kit with 3 perforated panels/shelves with 2 box-stop edges
6	Unipok tool hook - 30-piece pack
4	Bar mount for Picking Box bins size 1/2
4	Kit of 4 Picking Box Air bins size 1



Tools excluded



ART.	W mm	D mm	H mm	RAL
MASTERBR2014	2000	750	1683/2058	7035+7016

Made up of:

qty.	description
1	Unassembled workbench with 40 mm multiplex worktop
1	Cabinet W=560 mm with 4 drawers 1x75 2x150 1x200
1	Pair of reinforcement corner elements
1	Kit with 3 dual-slotted uprights
2	Kit with 3 perforated panels/shelves with 2 box-stop edges
6	Unipok tool hook - 30-piece pack
4	Bar mount for Picking Box bins size 1/2
4	Kit of 4 Picking Box Air bins size 1



Tools excluded



ART.	W mm	D mm	H mm	RAL
MASTERBR2009	2000	750	1683/2058	7035+7016

Made up of:

qty.	description
1	Unassembled workbench with 40 mm multiplex worktop
1	Cabinet W=560 mm configured for door with 1 adjustable shelf
1	Left full door H=600 mm with Dark Grey handle
1	Cabinet W=560 mm with 4 drawers 1x75 2x150 1x200
2	Additional half-shelf W=560 mm
1	Kit with 3 dual-slotted uprights
2	Kit with 3 perforated panels/shelves with 2 box-stop edges
6	Unipok tool hook - 30-piece pack
4	Bar mount for Picking Box bins size 1/2
4	Kit of 4 Picking Box Air bins size 1



1000 kg

height-adjustable

Multiplex worktop thickness 40 mm

Supplied unassembled

Leg hole pitch 25 mm



ART.	W mm	D mm	H mm	RAL
MASTERBR2002	2000	750	740/1115	7035+7016

Made up of:

qty.	description
1	Unassembled workbench with 40 mm multiplex worktop
1	Cabinet W=560 mm with 4 drawers 1x75 2x150 1x200
1	Cabinet W=560 mm with 5 drawers 1x75 3x100 1x200
2	Additional half-shelf W=560 mm



ART.	W mm	D mm	H mm	RAL
MASTERBR2003	2000	750	740/1115	7035+7016

Made up of:

qty.	description
1	Unassembled workbench with 40 mm multiplex worktop
1	Cabinet W=560 mm with 5 drawers 1x75 3x100 1x200
4	Top/bottom shelf W=560 mm
1	Right full door H=600 mm with Dark Grey handle
1	Left full door H=600 mm with Dark Grey handle
2	Support for intermediate half-shelf
2	Internal shelf W=558 mm
2	Perforated side panel




ART.	W mm	D mm	H mm	RAL
MASTERBR2004	2000	750	740/1115	7035+7016

Made up of:

qty.	description
1	Unassembled workbench with 40 mm multiplex worktop
3	Cabinet W=560 mm configured for door with 1 drawer H=150 mm
1	Right partial door H=435 mm with Dark Grey handle
2	Left partial door H=435 mm with Dark Grey handle



CONFIGURATION EXAMPLES



Tools excluded



ART.	W mm	D mm	H mm	RAL
MASTERBR2010	2000	750	1683/2058	7035+7016

Made up of:

qty.	description
1	Unassembled workbench with 40 mm multiplex worktop
1	Cabinet W=560 mm with 5 drawers 1x75 3x100 1x200
1	Cabinet W=560 mm with 4 drawers 1x75 2x150 1x200
2	Additional half-shelf W=560 mm
1	Kit with 3 dual-slotted uprights
2	Kit with 3 perforated panels/shelves with 2 box-stop edges
6	Unipok tool hook - 30-piece pack
4	Bar mount for Picking Box bins size 1/2
4	Kit of 4 Picking Box Air bins size 1



Tools excluded



ART.	W mm	D mm	H mm	RAL
MASTERBR2011	2000	750	1683/2058	7035+7016

Made up of:

qty.	description
1	Unassembled workbench with 40 mm multiplex worktop
4	Top/bottom shelf W=560 mm
1	Left full door H=600 mm with Dark Grey handle
1	Right full door H=600 mm with Dark Grey handle
2	Internal shelf W=558 mm
2	Support for intermediate half-shelf
1	Cabinet W=560 mm with 5 drawers 1x75 3x100 1x200
2	Perforated side panel
1	Kit with 3 dual-slotted uprights
2	Kit with 3 perforated panels/shelves with 2 box-stop edges
6	Unipok tool hook - 30-piece pack
4	Bar mount for Picking Box bins size 1/2
4	Kit of 4 Picking Box Air bins size 1



Tools excluded



ART.	W mm	D mm	H mm	RAL
MASTERBR2012	2000	750	1683/2058	7035+7016

Made up of:


qty.	description
1	Unassembled workbench with 40 mm multiplex worktop
3	Cabinet W=560 mm configured for door with 1 drawer H=150 mm
2	Left partial door H=435 mm with Dark Grey handle
1	Right partial door H=435 mm with Dark Grey handle
1	Kit with 3 dual-slotted uprights
2	Kit with 3 perforated panels/shelves with 2 box-stop edges
6	Unipok tool hook - 30-piece pack
4	Bar mount for Picking Box bins size 1/2
4	Kit of 4 Picking Box Air bins size 1



LOAD CAPACITY RAL 7035 + RAL 7016

WORK MASTER BR

COMPONENTS

 1000 kg

 height-adjustable

 Multiplex worktop thickness 40 mm

 Supplied unassembled

 Leg hole pitch 25 mm



ART.	W mm	D mm	H mm	worktop		RAL
				material	mm	
MBR01S0V0V001PD	1024	750	740/1115	Multiplex	40	7035+7016

[CONFIGURE](#) 



ART.	W mm	D mm	H mm	worktop		RAL
				material	mm	
MBR02S0V0V001PD	1500	750	740/1115	Multiplex	40	7035+7016

[CONFIGURE](#) 



ART.	W mm	D mm	H mm	worktop		RAL
				material	mm	
MBR03S0V0V001PD	2000	750	740/1115	Multiplex	40	7035+7016

[CONFIGURE](#) 



ART.	W mm	D mm	H mm	worktop		RAL
				material	mm	
MBR04S0V0V001PD	3000	750	740/1115	Multiplex	40	7035+7016

[CONFIGURE](#) 




UNASSEMBLED WORKBENCH PACKAGE



PAIR OF REINFORCEMENT CORNER ELEMENTS

ART.	W mm	D mm	H mm	RAL
FBGKITS0008	145	39	145	7035

 Use one corner element for each leg if the drawer unit or shelf is not present (one pair for 1024/1500/2000 mm workbenches, two pairs for 3000 mm workbenches)

WORK MASTER BR

COMPONENTS



COVER FOR MULTIPLEX WORKTOP


ART.	W mm	D mm	H mm
FBL22300007	1028	754	22
FBL22600007	1504	754	22
FBL22900007	2004	754	22
FBL23200007	3004	754	22

TECHNICAL DIAGRAM

W → 1000 mm



W → 1500 mm



W → 2000 mm



W → 3000 mm



LOAD CAPACITY



THICKNESS



RAL 7035 + RAL 7016



RAL 7035

WORK MASTER BR

COMPONENTS


CABINETS WITH DRAWERS

W → 560 mm

27X27 EH

CABINET WITH 3 DRAWERS



ART.	W mm	D mm	H mm	drawers					RAL	
				no.	h 75 mm	h 100 mm	KG			
MBR05SC010203PD	560	610	369	3	1	2	100-75-50	92-96-100%	7035+7016	



CABINET WITH 4 DRAWERS



ART.	W mm	D mm	H mm	drawers					RAL	
				no.	h 75 mm	h 150 mm	h 200 mm	KG		
MBR05SC010204PD	560	610	669	4	1	2	1	100-75-50	92-96-100%	7035+7016



CABINET WITH 5 DRAWERS



ART.	W mm	D mm	H mm	drawers					RAL	
				no.	h 75 mm	h 100 mm	h 200 mm	KG		
MBR05SC010205PD	560	610	669	5	1	3	1	100-75-50	92-96-100%	7035+7016



CABINET WITH MIDDLE SHELF CONFIGURED FOR DOORS



ART.	W mm	D mm	H mm	adjustable shelf	RAL	
MBR05SX00020708	560	610	669	1	7035	

LEFT FULL DOOR H=600 MM WITH DARK GREY HANDLE



ART.	W mm	D mm	H mm	opening	RAL	
MBR06SC01020239	504	34	600	LH	7016	

RIGHT FULL DOOR H=600 MM WITH DARK GREY HANDLE



ART.	W mm	D mm	H mm	opening	RAL	
MBR06SC01020139	504	34	600	RH	7016	

WORK MASTER BR

COMPONENTS

CABINETS WITH DRAWERS

W → 560 mm

27X27 EH



TECHNICAL CABINET W=560 MM CONFIGURED FOR DOOR

Suitable for Art. MBR06SC01020339 and Art. MBR06SC01020439

ART.	W mm	D mm	H mm	RAL	
MBR05SX000208PD	560	610	669	7035+7016	



ELECTRICAL WINDER WITH SCHUKO SOCKET

ART.	Cable length (m)	Type of socket	Volt	Watt	
MBR13S0V0V00100	20	Schuko	230	1600	



WINDER FOR COMPRESSED AIR

ART.	Cable length (m)	Max MPa pressure	Ø mm	
MBR13S0V0V00200	14	1,5	10	



ROLL FOR WINDER


ART.	
MBR13S0V0V00339	



PLATE FOR WINDER

To be fastened to the back of the cabinet

ART.	
MBR13S0V0V00499	



1. Technical cabinet W=560 mm configured for door
2. Module: Roll for winder

3. Module: 4-socket power strip
4. Module: 2-socket power strip



LOAD CAPACITY



EXTRACTION



RAL 7035 + RAL 7016



RAL 7016



RAL 7035

WORK MASTER BR

COMPONENTS

CABINETS WITH DRAWERS

W → 560 mm

27X27 EH

CABINET W=560 MM CONFIGURED FOR DOOR WITH 1 DRAWER H=150 MM



ART.	W mm	D mm	H mm	drawers			RAL	
				h 150 mm				
MBR05SC010206PD	560	610	669	1	100-75-50	92-96-100%	7035+7016	



LEFT PARTIAL DOOR H=435 MM WITH DARK GREY HANDLE



ART.	W mm	D mm	H mm	opening	RAL	
MBR06SC01020439	504	34	435	LH	7016	

RIGHT PARTIAL DOOR H=435 MM WITH DARK GREY HANDLE



ART.	W mm	D mm	H mm	opening	RAL	
MBR06SC01020339	504	34	435	RH	7016	

CABINETS WITH DRAWERS

W → 713 mm

36X27 EH

CABINET W=713 MM WITH 4 DRAWERS 1X75 2X150 1X200



ART.	W mm	D mm	H mm	drawers					RAL		
				no.	h 75 mm	h 150 mm	h 200 mm				
MBR05SC010304PD	713	610	669	4	1	2	1	100-75-50	92-96-100%	7035+7016	



CABINET W=713 MM WITH 5 DRAWERS 1X75 3X100 1X200



ART.	W mm	D mm	H mm	drawers					RAL		
				no.	h 75 mm	h 100 mm	h 200 mm				
MBR05SC010305PD	713	610	669	5	1	3	1	100-75-50	92-96-100%	7035+7016	



WORK MASTER BR

COMPONENTS

CABINETS WITH DRAWERS

W → 713 mm

36X27 EH



CABINET W=713 MM CONFIGURED FOR DOOR WITH 1 ADJUSTABLE SHELF

ART.	W mm	D mm	H mm	RAL
MBR05SX00030708	713	610	669	7035



LEFT FULL DOOR H=600 MM WITH DARK GREY HANDLE

ART.	W mm	D mm	H mm	opening	RAL
MBR06SC01030239	657	34	600	LH	7016



RIGHT FULL DOOR H=600 MM WITH DARK GREY HANDLE

ART.	W mm	D mm	H mm	opening	RAL
MBR06SC01030139	657	34	600	RH	7016



CABINET W=713 MM CONFIGURED FOR DOOR WITH 1 DRAWER H=150 MM

ART.	W mm	D mm	H mm	drawers			RAL
				h 150 mm			
MBR05SC010306PD	713	610	669	1	100-75-50	92-96-100%	7035+7016



LEFT PARTIAL DOOR H=435 MM WITH DARK GREY HANDLE

ART.	W mm	D mm	H mm	opening	RAL
MBR06SC01030439	657	34	435	LH	7016



RIGHT PARTIAL DOOR H=435 MM WITH DARK GREY HANDLE

ART.	W mm	D mm	H mm	opening	RAL
MBR06SC01030339	657	34	435	RH	7016



LOAD CAPACITY



EXTRACTION



RAL 7035 + RAL 7016



RAL 7016



RAL 7035

WORK MASTER BR

COMPONENTS



PERFORATED SIDE PANEL

ART.	W mm	D mm	H mm	Hole dim. mm	RAL	
FBG15S00V0V0008	610	75	669	10x10	7035	



ADDITIONAL MIDDLE SHELF

ART.	W mm	D mm	H mm	KG	RAL	
MBR08S070600008	713	605	35	250	7035	
MBR08S090600008	967	605	35	250	7035	
MBR08S110600008	1120	605	35	250	7035	
MBR08S120600008	1273	605	35	250	7035	
MBR08S160600008	1680	605	35	200	7035	



ADDITIONAL HALF-SHELF

ART.	W mm	D mm	H mm	KG	RAL	
MBR09S050300008	560	305	35	100	7035	
MBR09S070300008	713	305	35	100	7035	
MBR09S090300008	967	305	35	100	7035	
MBR09S110300008	1120	305	35	100	7035	
MBR09S120300008	1273	305	35	100	7035	
MBR09S160300008	1680	305	35	100	7035	



SUPPORT FOR INTERMEDIATE HALF-SHELF

ART.	W mm	D mm	H mm	RAL	
FBG13S605V00008	605	77	35	7035	

WORK MASTER BR

COMPONENTS MODULAR UNIT



1. Internal shelf 27x27 EH
2. Top or bottom shelf 27x27 EH
3. Support for intermediate half-shelf
4. Right full door H=600 mm with Dark Grey handle
5. Left full door H=600 mm with Dark Grey handle



INTERNAL SHELF 27X27 EH

ART.	W mm	D mm	H mm	KG	RAL
MBR11S0V0020008	558	466	60	100	7035



TOP OR BOTTOM SHELF 27X27 EH

ART.	W mm	D mm	H mm	KG	RAL
MBR10S050600008	560	610	32	100	7035



RIGHT FULL DOOR H=600 MM WITH DARK GREY HANDLE

ART.	W mm	D mm	H mm	opening	RAL
MBR06SC01020539	554	34	600	RH	7016



SUPPORT FOR INTERMEDIATE HALF-SHELF

ART.	W mm	D mm	H mm	RAL
FBG13S605V00008	605	77	35	7035



LEFT FULL DOOR H=600 MM WITH DARK GREY HANDLE

ART.	W mm	D mm	H mm	opening	RAL
MBR06SC01020639	554	34	600	LH	7016



LOAD CAPACITY



RAL 7016



RAL 7035



DIVIDING MATERIAL

W → 560 mm



ART.	Suitable for drawer H mm	components	
FFH84050200	50/300	16 x Transversal divider W=36 mm 7 x Transversal divider W=47 mm 6 x 3-channel divider 3 x 4-channel divider	



ART.	Suitable for drawer H mm	components	
FFH84050300	50/300	15 x Transversal divider W=47 mm 8 x Transversal divider W=73 mm 6 x 2-channel divider 3 x 3-channel divider	



ART.	Suitable for drawer H mm	components	
FFH84050400	50/300	18 x Transversal divider W=73 mm 9 x 2-channel divider	



ART.	Suitable for drawer H mm	components	
FFH84071800	75	6 x 150x75 mm Divider box	
FFH84101800	100/125	6 x 150x150 mm Divider box	



ART.	Suitable for drawer H mm	components	
FFH84070800	75		
FFH84100800	100/125		
FFH84150800	150/175	2 x Longitudinal slotted divider W=457 mm 3 x Transversal divider W=151 mm	
FFH84200800	200/250		

DIVIDING MATERIAL

W → 713 mm



ART.	Suitable for drawer H mm	components	
FFH10051000	50/300	3 x 3-channel divider 9 x 4-channel divider 12 x Transversal divider W=47 mm 36 x Transversal divider W=36 mm	



ART.	Suitable for drawer H mm	components	
FFH10051300	50/300	18 x Transversal divider W=47 mm 12 x Transversal divider W=73 mm 6 x 2-channel divider 6 x 3-channel divider	



ART.	Suitable for drawer H mm	components	
FFH10051500	50/300	20 x Transversal divider W=36 mm 20 x Transversal divider W=47 mm 6 x 3-channel divider 5 x 4-channel divider 1 x Allen key holder	



ART.	Suitable for drawer H mm	components	
FFH10071800	75	16 x 75x75 mm Divider box 8 x 150x75 mm Divider box 4 x 150x150 mm Divider box	



ART.	Suitable for drawer H mm	components	
FFH10071600	75	12 x 150x75 mm Divider box	
FFH10101600	100/125	6 x 150x150 mm Divider box	



ART.	Suitable for drawer H mm	components	
FFH10070500	75		
FFH10100500	100/125	2 x Longitudinal slotted divider W=457 mm	
FFH10150500	150/175	3 x Transversal divider w=202 mm	
FFH10200500	200/250		

WORK MASTER BR



CONFIGURE

PATENTED

ART.	W mm	D mm	H mm	KG	RAL
MASTERBR3001	3206	750	1985/2360	1000	7035+7016

Made up of:

qty.	description	qty.	description
1	Unassembled workbench with 40 mm multiplex worktop	1	A4 document-holder pocket
1	Cabinet W=560 mm configured for door with 1 adjustable shelf	1	Roll holder kit with roll Ø=240 mm
2	Cabinet W=713 mm with 4 drawers 1x75 2x150 1x200	4	Angled 2-space spray-can holder
1	Technical cabinet W=560 mm configured for door	6	Unipok tool hook - 30-piece pack
1	Right partial door H=435 mm with Dark Grey handle	1	Bar mount for Picking Box bins size 1/2
1	Left full door H=600 mm with Dark Grey handle	1	Kit of 4 Picking Box Air bins size 1
2	Perforated side panel	2	Large reversible shelf
1	Kit with 3 dual-slotted uprights	1	Bin with 30 l capacity
2	Kit with 3 perforated panels/shelves with 2 box-stop edges	3	Kit of 2 Picking Box Air bins size 3A2
2	Double lamp	1	Plate for winder
2	Wall unit with door	2	Roll for winder
1	Schuko 2-socket power strip	1	Winder for compressed air
1	Wieland Schuko/FR connection cable	1	Electrical winder with Schuko socket
1	Kit with 3 inclined supports with 2 tracks		




WORK MASTER BR



CONFIGURE 

PATENTED*

ART.	W mm	D mm	H mm	 KG	RAL
MASTERBR1508	1706	750	1985/2360	1000	7035+7016

Made up of:

qty.	description	qty.	description
1	Unassembled workbench with 40 mm multiplex worktop	1	Wieland Schuko/FR connection cable
1	Cabinet W=560 mm with 5 drawers 1x75 3x100 1x200	1	A4 document-holder pocket
2	Top/bottom shelf W=560 mm	1	Roll holder kit with roll Ø=240 mm
1	Left full door H=600 mm with Dark Grey handle	2	Angled 2-space spray-can holder
1	Support for intermediate half-shelf	4	Unipok tool hook - 30-piece pack
1	Internal shelf W=558 mm	1	Bin with 30 l capacity
2	Perforated side panel	2	Wall unit with door
1	Support for 2-socket power strip	1	Double lamp
1	Support for 4-socket power strip	1	Kit with 3 perforated panels/shelves with 2 box-stop edges
1	Schuko 2-socket power strip	1	Kit with 2 inclined supports with track
1	Schuko 4-socket power strip	1	Kit with 2 dual-slotted uprights for workbenches

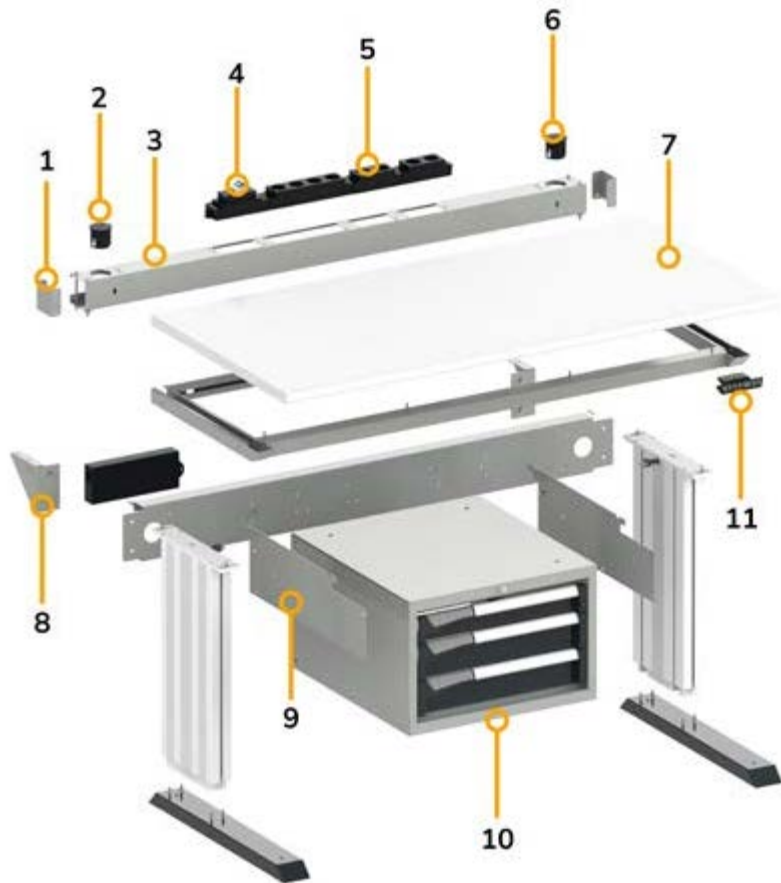
 KG



LOAD CAPACITY RAL 7035 + RAL 7016

DYNAMIC

WORKBENCHES PRO+ SERIES

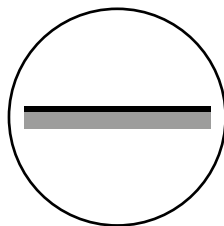


- | | | |
|--|---------------------|--------------------------|
| 1. End cap | 5. Power strips | 9. Support |
| 2. USB data port | 6. USB charger | 10. Cabinet with drawers |
| 3. Frame | 7. Laminate worktop | 11. Keypad |
| 4. Differential magnetic-thermal circuit breaker | 8. Corner element | |

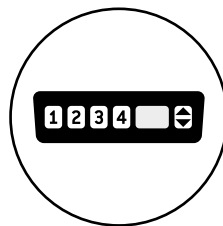
The Dynamic workstation is a dynamic and ergonomic solution with **electronically height-adjustable legs** via a practical keypad with 3 positioning memories. It is available with widths of 985 and 1470 mm and is equipped with a **laminated worktop**. The electrical components can be installed in the standard crosspiece or in the additional frame which also allows fixing the uprights for an equipped wall. Dynamic can be customised with drawer cabinets and with **ESD products** such as mats and earthing sockets to also be used for processing electronic components.



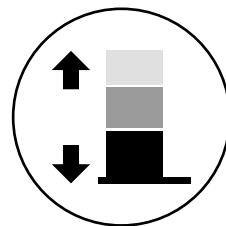
WORKBENCH LOAD-BEARING CAPACITY
400 KG



LAMINATE WORKTOP



KEYPAD WITH 3 MEMORIES



ELECTRONICALLY ADJUSTABLE HEIGHT



CONFIGURE



ART.	W mm	D mm	H mm	KG	RAL
DYNAMIC1504	1497	780	740/1140	400	7035+7016

Made up of:

qty.	description	qty.	description
1	Electrically adjustable unassembled workbench	1	Schuko 4-socket power strip
1	Cabinet W=560 mm with 3 drawers 1x75 2x100	1	Differential magnetic-thermal circuit breaker
1	Additional power strip frame with end caps and corner elements	1	Wieland connection cable with in/out plugs
1	Pair of supports for cabinet	1	Wieland Schuko/FR connection cable
2	Schuko 2-socket power strip	1	USB data port
		1	USB charging port



LOAD CAPACITY



RAL 7035 + RAL 7016



CONFIGURE



ART.	W mm	D mm	H mm	KG	RAL
DYNAMIC1501	1497	780	1983/2383	400	7035+7016

Made up of:

qty.	description	qty.	description
1	Electrically adjustable unassembled workbench	2	Single lamp
1	Cabinet W=560 mm with 3 drawers 1x75 2x100	1	Supplementary track with fittings
2	Perforated panel/shelf with box-stop edge	1	USB charging port
1	Kit with 2 dual-slotted uprights for workbenches	1	USB data port
1	Kit with 2 inclined supports with track	1	Wieland Schuko/FR connection cable
1	Electric perforated panel	1	Differential magnetic-thermal circuit breaker
1	Double lamp	1	Schuko 4-socket power strip
1	Pair of supports for cabinet	2	Schuko 2-socket power strip
1	Additional power strip frame with end caps and corner elements	36	Picking Box Air polypropylene Bin size 2



ART.	W mm	D mm	H mm	KG	RAL
DYNAMIC1503	1497	780	1983/2383	400	7035+7016

Made up of:



qty.	description
1	Electrically adjustable unassembled workbench
1	Cabinet W=500 mm with 1 drawer H=150 mm
1	Supplementary track with fittings
1	Perforated panel/shelf
2	Perforated panel/shelf with box-stop edge
1	Kit with 2 dual-slotted uprights for workbenches
1	Kit with 2 inclined supports with track
1	Reversible tray shelf
1	Unipok tool hook - 30-piece pack
1	Cover for cabinet W=500 mm
2	Schuko 2-socket power strip
1	Schuko 4-socket power strip
1	Differential magnetic-thermal circuit breaker
1	Wieland Schuko/FR connection cable
1	USB data port
1	USB charging port
1	Electric perforated panel
1	Double lamp
3	Single lamp
1	Additional power strip frame with end caps and corner elements
1	Pair of supports for cabinet
36	Picking Box Air polypropylene Bin size 2



ART.	W mm	D mm	H mm	KG	RAL
DYNAMIC1502	1497	780	1983/2383	400	7035+7016

Made up of:



qty.	description
1	Electrically adjustable unassembled workbench
2	Wall unit with door
1	Supplementary track with fittings
2	Perforated panel/shelf with box-stop edge
1	Kit with 2 dual-slotted uprights for workbenches
1	Kit with 2 inclined supports with track
1	Electric perforated panel
1	Schuko 4-socket power strip
1	Differential magnetic-thermal circuit breaker
1	Wieland Schuko/FR connection cable
1	USB data port
1	USB charging port
1	Reversible tray shelf
1	Double lamp
1	Single lamp
1	Additional power strip frame with end caps and corner elements
2	Schuko 2-socket power strip
6	Kit of 3 Picking Box Air bins size 2



DYNAMIC

COMPONENTS

W ➔ 1000 - 1500 mm

 400 kg

 height-adjustable

 Supplied unassembled



3D

3D

BASE WORKBENCH WITH REVERSIBLE CROSSPIECE

ART.	W mm	D mm	H mm	RAL
FLE0970E0PD	985	700	740/1140	7035+7016
FLE1470E0PD	1470	700	740/1140	7035+7016

1. Reversible crosspiece



The workbench is equipped with legs with electronic height adjustment. The height can vary from minimum 740 mm to maximum 1140 mm.



The numerical keypad allows for controlling the workbench adjustment mechanism. In addition to modifying the worktop's height, it also has 3 positioning memories for rapidly modifying the height of the workbench to the user's requirements.

FRONT VIEW OF THE CROSSPIECE



REAR VIEW OF THE CROSSPIECE



The workbench's crosspiece has incisions for fitting the power sockets and the Iron Team Electric residual current devices. The number of incisions varies in relation to the chosen size. The various components can be installed both on the rear and on the front side of the crosspiece. The Iron Team Electric devices are not included with the crosspiece.

CROSSPIECE SOCKETS DIAGRAM

1000



1 2 3 5 1

1500



1 2 3 4 5 1

1 hole for cables

2 magnetic-thermal circuit breaker

3 2-socket power strip

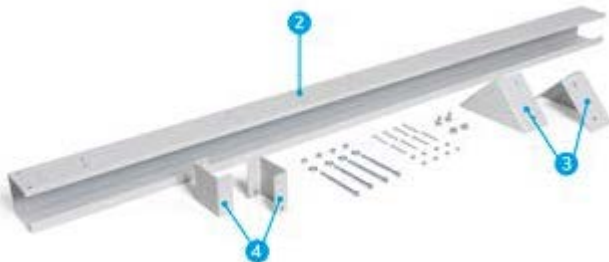
4 4-socket power strip

5 control unit

DYNAMIC

COMPONENTS


W ➔ 1000 - 1500 mm



1. Reversible crosspiece
2. Frame
3. Corner elements
4. End caps

ADDITIONAL POWER STRIP FRAME WITH END CAPS AND CORNER ELEMENTS

ART.	W mm	D mm	H mm	RAL
FBL46600008	1014	130	208	7035
FBL46650008	1499	130	208	7035



TOP VIEW OF THE FRAME



BOTTOM VIEW OF THE FRAME

To assemble the Work Look upright, it is necessary to install the additional frame.



The reversible frame for the workbench has incisions for fitting the power sockets and the Iron Team Electric residual current devices. The number of incisions varies in relation to the chosen size. The various components can be installed both on the top and on the bottom side of the reversible frame. The Iron Team Electric devices are not included with the additional frame.

FRAME SOCKETS DIAGRAM

1000



- 1
- 2
- 4
- 3
- 3
- 5

1500



- 1
- 2
- 4
- 3
- 3
- 1

- 1 USB data
- 2 magnetic-thermal circuit breaker
- 3 2-socket power strip
- 4 4-socket power strip
- 5 USB charging port



LOAD CAPACITY RAL 7035 + RAL 7016 RAL 7035



CABINET WITH 3 DRAWERS



ART.	W mm	D mm	H mm	drawers				RAL	
				no.	h 75 mm	h 100 mm	KG		
MBR05SC010203PD	560	610	369	3	1	2	100-75-50	92-96-100%	7035+7016

CABINET WITH 1 DRAWER



ART.	W mm	D mm	H mm	drawers				RAL	
				no.	KG	h mm			
FBG03S50C0001PD	500	630	210	1	80	86%	150	7035+7016	



COVER FOR CABINET W=500 MM

For cabinet with 1 drawer

ART.	W mm	D mm	H mm	RAL	
FBL66900008	496	601	2	7035	



PAIR OF SUPPORTS FOR CABINET

ART.	W mm	D mm	H mm	RAL	
FBL46010008	2	648	181	7035	

IRONTEAM ELECTRIC



FBLET012007



FBLET004007



FBLET005007



FBLET016007



FBLET013007



FBLET020007



FBLET019007


see page 196

DYNAMIC

COMPONENTS



The Dynamic workbench with electronically adjustable height can be used to create a dynamic and ergonomic industrial workstation suited to applications in a variety of sectors. To maximise the user's comfort, Dynamic offers several solutions: cabinets with drawers, additional frames or crossbeams for electrical components, Work Look perforated panels. The legs with adjustable height are controlled through a practical numerical keypad. The height of the workbench can be varied to the millimetre between minimum 740 mm to maximum 1140 mm. The keypad can memorise three different heights to rapidly and easily adjust the worktop with a few steps.



1. 2-layer ESD mat
2. ESD schuko plug
3. Adjustable strap with button and cable
4. Cable with button

2-LAYER ESD MAT

ART.	W mm	D mm	H mm
FAXTAPPIER120XB	900	600	2

ESD SCHUKO PLUG

ART.	W mm	D mm	H mm
FAXSCHUKOESD005	52	52	72

ADJUSTABLE STRAP WITH BUTTON AND CABLE

ART.	Cable length (m)
FAXITE780419304	2,5

CABLE WITH BUTTON

ART.	W mm
FAXITE7804885XB	2500



LOAD CAPACITY



EXTRACTION




RAL 7035 + RAL 7016



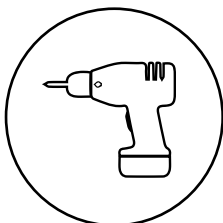
RAL 7035

WORK LOOK

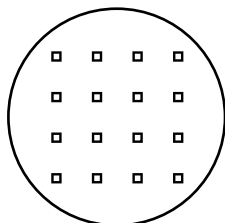
PERFORATED PANELS PRO SERIES




The Work Look **perforated panels** with **10x10 mm** hole can be placed on workbenches, trolleys, wooden walls or walls to create tool panels of different sizes. If installed on workbench uprights, the user can choose whether to use the panel as a **tool wall** or as a **horizontal or inclined shelf** with box-stop edge. Work Look can accommodate a wide range of components: from overhead structures and lamps to bottom-hung wall units, accessories, and hooks.



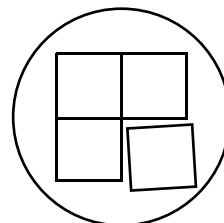
WALL-MOUNTED



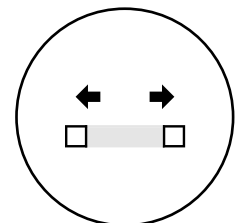
10X10 SQUARE
HOLES



SUITABLE FOR
WOOD AND STEEL
WORKTOPS



MODULAR



38 MM PITCH

WORK LOOK



CONFIGURE

PATENTED*

ART.	W mm	D mm	H mm	KG	RAL	
MASTERBR1507	1706	750	1985/2360	1000	7035+7016	


Made up of:

qty.	description	qty.	description
1	Unassembled workbench with 40 mm multiplex worktop	1	Kit with 2 dual-slotted uprights for workbenches
1	Cabinet W=560 mm with 5 drawers 1x75 3x100 1x200	1	Bin with 30 l capacity
2	Top/bottom shelf W=560 mm	1	Large reversible shelf
1	Left full door H=600 mm with Dark Grey handle	1	Bar mount for Picking Box bins size 1/2
1	Internal shelf W=558 mm	1	Kit of 4 Picking Box Air bins size 1
1	Support for intermediate half-shelf	3	Unipok tool hook - 30-piece pack
2	Perforated side panel	2	Angled 2-space spray-can holder
1	LED strip	1	Roll holder kit with Ø 130 mm roll
1	Pair of brackets for fastening wall unit to dual-slotted uprights	1	A4 document-holder pocket
1	Wall unit with vasistas flip up opening without lock	1	Wieland Schuko/FR connection cable
1	Double lamp	1	Schuko 4-socket power strip
1	Kit with 2 perforated panels/shelves with 1 box-stop edge	1	Schuko 2-socket power strip
1	Kit with 2 inclined supports with track	1	Support for 4-socket power strip
		1	Support for 2-socket power strip



LOAD CAPACITY RAL 7035 + RAL 7016

WORK LOOK



CHANGE THE APPEARANCE OF YOUR WORKBENCH AND MAKE IT SUITABLE FOR VARIOUS USES WITH WORK LOOK!

Depending on how you install it, you can use it as:
a perforated panel, a horizontal shelf, an inclined shelf with box-stop edge.



ART.	W mm	D mm	H mm	KG uprights	RAL
WORKLOOK1001	1015	80	639	50	7035+7016
WORKLOOK1002	1015	80	639	50	5012

Made up of:

qty.	description
1	Kit with 2 dual-slotted uprights for workbenches
1	Kit with 2 perforated panels/shelves with 1 box-stop edge



ART.	W mm	D mm	H mm	KG uprights	RAL
WORKLOOK1003	1015	80	943	50	7035+7016
WORKLOOK1004	1015	80	943	50	5012

Made up of:

qty.	description
1	Kit with 2 dual-slotted uprights for workbenches
1	Kit with 3 perforated panels/shelves with 2 box-stop edges



ART.	W mm	D mm	H mm	KG uprights	RAL
WORKLOOK1501	1500	80	639	50	7035+7016
WORKLOOK1502	1500	80	639	50	5012

Made up of:

qty.	description
1	Kit with 2 dual-slotted uprights for workbenches
1	Kit with 2 perforated panels/shelves with 1 box-stop edge





ART.	W mm	D mm	H mm	KG uprights	RAL
WORKLOOK1503	1500	80	943	50	7035+7016
WORKLOOK1504	1500	80	943	50	5012

Made up of:

qty.	description
1	Kit with 2 dual-slotted uprights for workbenches
1	Kit with 3 perforated panels/shelves with 2 box-stop edges


WORK LOOK




ART.	W mm	D mm	H mm	 uprights	RAL
WORKLOOK2001	2000	80	639	50	7035+7016
WORKLOOK2002	2000	80	639	50	5012

Made up of:


qty.	description
1	Kit with 3 dual-slotted uprights
2	Kit with 2 perforated panels/shelves with 1 box-stop edge




ART.	W mm	D mm	H mm	 uprights	RAL
WORKLOOK2003	2000	80	943	50	7035+7016
WORKLOOK2004	2000	80	943	50	5012

Made up of:


qty.	description
1	Kit with 3 dual-slotted uprights
2	Kit with 3 perforated panels/shelves with 2 box-stop edges




ART.	W mm	D mm	H mm	 uprights	RAL
WORKLOOK3001	2970	80	639	50	7035+7016
WORKLOOK3002	2970	80	639	50	5012

Made up of:

qty.	description
1	Kit with 3 dual-slotted uprights
2	Kit with 2 perforated panels/shelves with 1 box-stop edge



ART.	W mm	D mm	H mm	 uprights	RAL
WORKLOOK3003	2970	80	943	50	7035+7016
WORKLOOK3004	2970	80	943	50	5012

Made up of:

qty.	description
1	Kit with 3 dual-slotted uprights
2	Kit with 3 perforated panels/shelves with 2 box-stop edges



LOAD CAPACITY



RAL 7035 + RAL 7016



RAL 5012

WORK LOOK

COMPONENTS

WALL UNITS




WALL UNIT WITH VASISTAS FLIP UP OPENING WITHOUT LOCK

ART.	W mm	D mm	H mm	KG	RAL
FBL8005X000PD	943	350	456	50	7035+7016
FBL8005X00004	943	350	456	50	5012
FBL8010X000PD	1428	350	456	50	7035+7016
FBL8010X00004	1428	350	456	50	5012



LOCKSET FOR WALL UNIT

ART.
FBL8020C00000



PAIR OF BRACKETS FOR FASTENING WALL UNIT TO DUAL-SLOTTED UPRIGHTS

ART.	W mm	D mm	H mm	RAL
FBL8025000008	33	21	455	7035
FBL8025000004	33	21	455	5012

⚠ To be used for fastening the wall unit to the dual-slotted uprights



LED STRIP

Without on/off button

ART.	W mm	Colour temperature K	Watt	Hz	Lumen
FBL99350213	573	4000	10	50/60	1000
FBL99400213	873	4000	15	50/60	1500
FBL99450213	1173	4000	20	50/60	2000

WORK LOOK

WALL UNITS WITH UPRIGHTS AND WORKBENCH PANELS



ART.	W mm	D mm	H mm	KG	uprights	RAL
WORKLOOK1005	1015	373	1063	50		7035+7016
WORKLOOK1006	1015	373	1063	50		5012

Made up of:

qty.	description
1	Kit with 2 dual-slotted uprights for workbenches
1	Kit with 2 perforated panels/shelves with 1 box-stop edge
1	Wall unit with vasistas flip up opening without lock
1	Pair of brackets for fastening wall unit to dual-slotted uprights
2	Unipok tool hook - 30-piece pack



ART.	W mm	D mm	H mm	KG	uprights	RAL
WORKLOOK1505	1500	373	1063	50		7035+7016
WORKLOOK1506	1500	373	1063	50		5012

Made up of:

qty.	description
1	Kit with 2 dual-slotted uprights for workbenches
1	Kit with 2 perforated panels/shelves with 1 box-stop edge
1	Wall unit with vasistas flip up opening without lock
1	Pair of brackets for fastening wall unit to dual-slotted uprights
2	Unipok tool hook - 30-piece pack
2	Bar mount for Picking Box bins size 1/2
2	Kit of 4 Picking Box Air bins size 1



ART.	W mm	D mm	H mm	KG	uprights	RAL
WORKLOOK2005	2000	373	1063	50		7035+7016
WORKLOOK2006	2000	373	1063	50		5012

Made up of:

qty.	description
1	Kit with 3 dual-slotted uprights
2	Kit with 2 perforated panels/shelves with 1 box-stop edge
2	Wall unit with vasistas flip up opening without lock
2	Pair of brackets for fastening wall unit to dual-slotted uprights
2	Unipok tool hook - 30-piece pack
4	Bar mount for Picking Box bins size 1/2
4	Kit of 4 Picking Box Air bins size 1



ART.	W mm	D mm	H mm	KG	uprights	RAL
WORKLOOK3005	2970	373	1063	50		7035+7016
WORKLOOK3006	2970	373	1063	50		5012

Made up of:

qty.	description
1	Kit with 3 dual-slotted uprights
2	Kit with 2 perforated panels/shelves with 1 box-stop edge
2	Wall unit with vasistas flip up opening without lock
2	Pair of brackets for fastening wall unit to dual-slotted uprights
5	Unipok tool hook - 30-piece pack
2	Bar mount for Picking Box bins size 1/2
2	Kit of 4 Picking Box Air bins size 1



LOAD CAPACITY RAL 7035 + RAL 7016 RAL 5012 RAL 7035

WORK LOOK

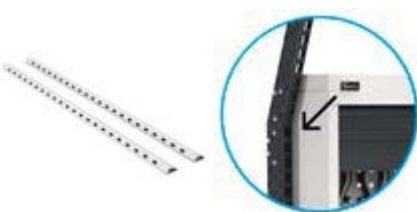
COMPONENTS

SHUTTERS



CABINET WITH SHUTTER

ART.	W mm	D mm	H mm	RAL	
FBL8050C00008	943	220	912	7035	
FBL8050C00004	943	220	912	5012	
FBL8054C00008	1428	220	912	7035	
FBL8054C00004	1428	220	912	5012	
FBL8056C00008	1928	220	912	7035	
FBL8056C00004	1928	220	912	5012	



PAIR OF BRACKETS FOR FIXING CABINET WITH SHUTTER ON UPRIGHTS

ART.	W mm	D mm	H mm	RAL	
FBL806000008	33	21	904	7035	
FBL806000004	33	21	904	5012	

⚠ To be used for fixing the cabinet with shutter on the double-slotted uprights



LED STRIP


Without on/off button

ART.	W mm	Colour temperature K	Watt	Hz	Lumen	
FBL99400213	873	4000	15	50/60	1500	
FBL99450213	1173	4000	20	50/60	2000	

WORK LOOK

ROLLER SHUTTERS WITH UPRIGHTS AND WORKBENCH PANELS




ART.	W mm	D mm	H mm	 uprights	RAL
WORKLOOK1009	1015	710	1243	50	7035+7016
WORKLOOK1010	1015	710	1243	50	5012

Made up of:

qty.	description
1	Kit with 2 dual-slotted uprights for workbenches
1	Kit with 2 inclined supports with track
1	Lamp W=988 mm
1	Electric perforated panel
1	Pair of brackets for fixing cabinet with shutter on uprights
1	Cabinet with shutter
4	Unipok tool hook - 30-piece pack




ART.	W mm	D mm	H mm	 uprights	RAL
WORKLOOK1515	1500	710	1243	50	7035+7016
WORKLOOK1516	1500	710	1243	50	5012

Made up of:

qty.	description
1	Kit with 2 dual-slotted uprights for workbenches
1	Kit with 2 inclined supports with track
1	Lamp W=988 mm
1	Electric perforated panel
1	Pair of brackets for fixing cabinet with shutter on uprights
1	Cabinet with shutter
6	Unipok tool hook - 30-piece pack




ART.	W mm	D mm	H mm	 uprights	RAL
WORKLOOK2009	2000	710	1243	50	7035+7016
WORKLOOK2010	2000	710	1243	50	5012

Made up of:

qty.	description
1	Kit with 3 dual-slotted uprights
1	Kit with 3 inclined supports with 2 tracks
1	Lamp W=1473 mm
2	Electric perforated panel
2	Pair of brackets for fixing cabinet with shutter on uprights
2	Cabinet with shutter
8	Unipok tool hook - 30-piece pack



ART.	W mm	D mm	H mm	 uprights	RAL
WORKLOOK2011	2000	300	1064	50	7035+7016
WORKLOOK2012	2000	300	1064	50	5012

Made up of:

qty.	description
1	Kit with 3 dual-slotted uprights
2	Electric perforated panel
1	Pair of brackets for fixing cabinet with shutter on uprights
1	Cabinet with shutter
8	Unipok tool hook - 30-piece pack



LOAD CAPACITY



RAL 7035 + RAL 7016



RAL 5012



RAL 7035


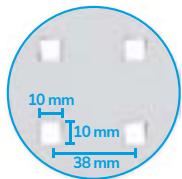
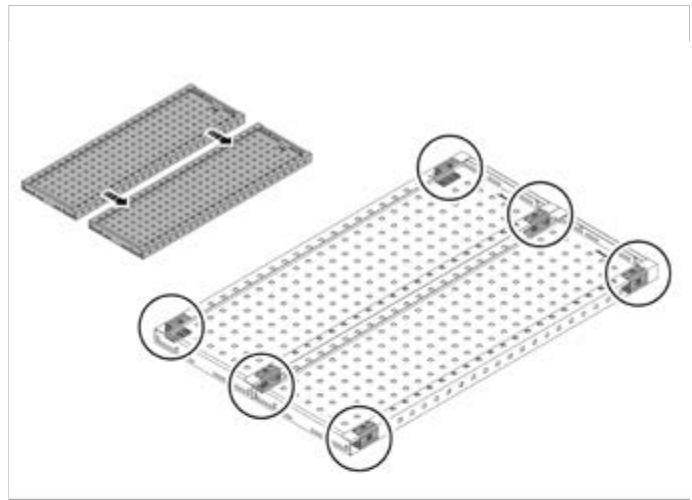
WORK LOOK

PERFORATED WALL PANELS



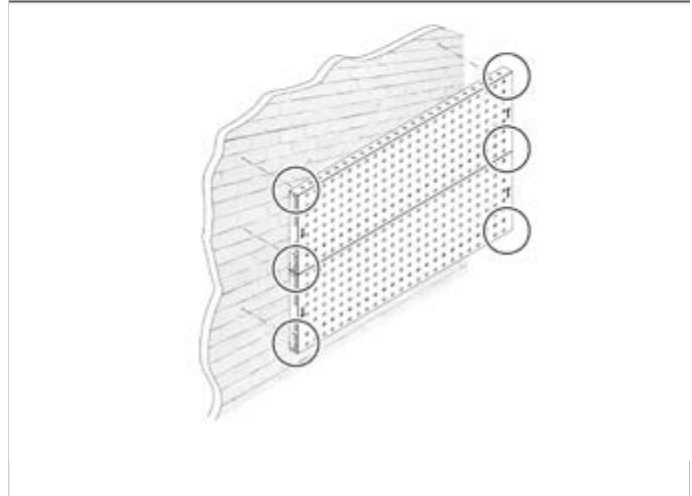
KIT WITH PANEL WALL-MOUNTING BRACKETS

ART.	Finish
FVT02550000	Galvanised



PERFORATED PANEL/SHELF

ART.	W mm	D mm	H mm	RAL
FBL76160008	953	40	304	7035
FBL76160004	953	40	304	5012
FBL76310008	1438	40	304	7035
FBL76310004	1438	40	304	5012



TOOL HOLDER WALL

ART.	W mm	D mm	H mm	RAL
WORKLOOK1510	1438	151	608	7035
WORKLOOK1509	1438	151	608	5012

Made up of:

qty.	description
2	Perforated panel/shelf
2	Kit with panel wall-mounting brackets
1	Angled 2-space spray-can holder
1	Unipok tool hook - 30-piece pack
10	Hook with tip D=100 mm

WORK LOOK

PERFORATED WALL PANELS

Perforated panels, see p. 166 / 167
 Wall fixing of perforated panels, see p. 162
 Unipok hooks, see p. 191
 The Block hooks, see p. 195
 Iron Team accessories, see p. 196



TOOL HOLDER WALL

ART.	W mm	D mm	H mm	RAL
WORKLOOK1512	1438	218	608	7035
WORKLOOK1511	1438	218	608	5012

Made up of:

qty.	description
2	Perforated panel/shelf
2	Kit with panel wall-mounting brackets
1	Roll holder kit with Ø 130 mm roll
1	Unipok tool hook - 30-piece pack
10	Hook with tip D=100 mm
1	Bar mount for Picking Box bins size 1/2
1	Kit of 4 Picking Box Air bins size 1



TOOL HOLDER WALL

ART.	W mm	D mm	H mm	RAL
WORKLOOK1514	1438	275	608	7035
WORKLOOK1513	1438	275	608	5012

Made up of:

qty.	description
2	Perforated panel/shelf
2	Kit with panel wall-mounting brackets
1	Unipok tool hook - 30-piece pack
10	Hook with tip D=100 mm
10	Hook with tip D=150 mm
1	Bar mount for Picking Box bins size 1/2
1	Kit of 3 Picking Box Air bins size 2



WORK LOOK

COMPONENTS

UPRIGHTS



KIT WITH 2 DUAL-SLOTTED UPRIGHTS FOR WORKBENCHES

ART.	W mm	D mm	H mm	KG	suitable for workbench W mm	RAL	
FBL75301604	30	80	639	50	1000-1500	5012	
FBL75301639	30	80	639	50	1000-1500	7016	
FBL75351604	30	80	943	50	1000-1500	5012	
FBL75351639	30	80	943	50	1000-1500	7016	



KIT WITH 3 DUAL-SLOTTED UPRIGHTS

ART.	W mm	D mm	H mm	KG	suitable for workbench W mm	RAL	
FBL75302104	30	80	639	50	2000-3000	5012	
FBL75302139	30	80	639	50	2000-3000	7016	
FBL75352104	30	80	943	50	2000-3000	5012	
FBL75352139	30	80	943	50	2000-3000	7016	

WORK LOOK

COMPONENTS

INCLINED SUPPORTS WITH BASE TRACK



KIT WITH 2 INCLINED SUPPORTS WITH TRACK

ART.	W mm	D mm	H mm	RAL	
FBL98102039	1015	686	307	7016	
FBL98102004	1015	686	307	5012	



KIT WITH 2 INCLINED SUPPORTS WITH TRACK

ART.	W mm	D mm	H mm	RAL	
FBL98152039	1500	686	307	7016	
FBL98152004	1500	686	307	5012	



KIT WITH 3 INCLINED SUPPORTS WITH 2 TRACKS

ART.	W mm	D mm	H mm	RAL	
FBL98202039	2000	686	307	7016	
FBL98202004	2000	686	307	5012	



KIT WITH 3 INCLINED SUPPORTS WITH 2 TRACKS

ART.	W mm	D mm	H mm	RAL	
FBL98302039	2970	686	307	7016	
FBL98302004	2970	686	307	5012	



SUPPLEMENTARY TRACK WITH FITTINGS

ART.	W mm	D mm	H mm	material	
FBL98101000	1015	60	67	Aluminium	
FBL98151000	1500	60	67	Aluminium	



COMPRESSED AIR SET WITH FLOW BALANCING DEVICE AND FILTER

ART.	
FBL97200300	

Complete with:

- 1 Ø 10 mm flexible cable
- 1 T connector (1/4") with cap (B)
- 2 slide fittings
- 1 carabiner
- 1 balancing device with 1600 mm-long steel cable with a 1/2 kg load-bearing capacity
- 1 universal fitting (1/4") for tools (A)
- 1 spiralled pipe with 5,5 mm internal diameter
- 1 pipe with 5,5 mm internal diameter for purging the filter
- 1 regulator filter unit with pressure gauge – which can be used with a maximum pressure of 10 bar, its flow rate is roughly 9 litres per second (on point A) and 11 litres per second (on point B) with a 6.3 bar operating pressure (the flow rate can vary in relation to the technical features of the compressed air line to which the Fami plant is connected)
- 1/4" couplings



LOAD CAPACITY



RAL 5012



RAL 7016


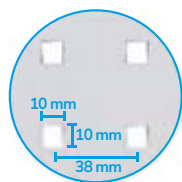


ALUMINIUM

WORK LOOK

COMPONENTS

PERFORATED PANELS/SHELF 953 mm



1. USB data port
2. Differential magnetic-thermal circuit breaker
3. 4-socket power strip
4. 2-socket power strip
5. USB charger

PERFORATED PANEL/SHELF

ART.	W mm	D mm	H mm	Hole dim. mm	Pitch mm	RAL	
FBL76160008	953	40	304	10x10	38	7035	
FBL76160004	953	40	304	10x10	38	5012	

KIT WITH 2 PERFORATED PANELS/SHELVES WITH 1 BOX-STOP EDGE

ART.	W mm	D mm	H mm	Hole dim. mm	Pitch mm	RAL	
FBL76160208	953	40	304	10x10	38	7035	
FBL76160204	953	40	304	10x10	38	5012	

KIT WITH 3 PERFORATED PANELS/SHELVES WITH 2 BOX-STOP EDGES

ART.	W mm	D mm	H mm	Hole dim. mm	Pitch mm	RAL	
FBL76160308	953	40	304	10x10	38	7035	
FBL76160304	953	40	304	10x10	38	5012	

PERFORATED PANEL/SHELF WITH BOX-STOP EDGE

ART.	W mm	D mm	H mm	Hole dim. mm	Pitch mm	RAL	
FBL76170108	953	40	456	10x10	38	7035	
FBL76170104	953	40	456	10x10	38	5012	



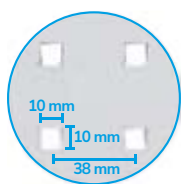
ELECTRIC PERFORATED PANEL

ART.	W mm	D mm	H mm	Hole dim. mm	Pitch mm	RAL	
FBL76180008	953	31	152	10x10	38	7035	
FBL76180004	953	31	152	10x10	38	5012	

WORK LOOK

COMPONENTS

PERFORATED PANELS/SHELF 1438 mm



1. USB data port
2. Differential magnetic-thermal circuit breaker
3. 4-socket power strip
4. 2-socket power strip
5. USB charger

PERFORATED PANEL/SHELF

ART.	W mm	D mm	H mm	Hole dim. mm	Pitch mm	RAL	
FBL76310008	1438	40	304	10x10	38	7035	
FBL76310004	1438	40	304	10x10	38	5012	

KIT WITH 2 PERFORATED PANELS/SHELVES WITH 1 BOX-STOP EDGE

ART.	W mm	D mm	H mm	Hole dim. mm	Pitch mm	RAL	
FBL76310208	1438	40	304	10x10	38	7035	
FBL76310204	1438	40	304	10x10	38	5012	

KIT WITH 3 PERFORATED PANELS/SHELVES WITH 2 BOX-STOP EDGES

ART.	W mm	D mm	H mm	Hole dim. mm	Pitch mm	RAL	
FBL76310308	1438	40	304	10x10	38	7035	
FBL76310304	1438	40	304	10x10	38	5012	

PERFORATED PANEL/SHELF WITH BOX-STOP EDGE

ART.	W mm	D mm	H mm	Hole dim. mm	Pitch mm	RAL	
FBL76320108	1438	40	456	10x10	38	7035	
FBL76320104	1438	40	456	10x10	38	5012	

ELECTRIC PERFORATED PANEL

ART.	W mm	D mm	H mm	Hole dim. mm	Pitch mm	RAL	
FBL76330008	1438	31	152	10x10	38	7035	
FBL76330004	1438	31	152	10x10	38	5012	



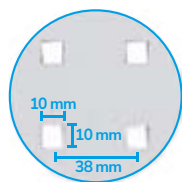
RAL 5012

RAL 7035

WORK LOOK

COMPONENTS

PERFORATED PANELS/SHELF 1938 mm



PERFORATED PANEL/SHELF

ART.	W mm	D mm	H mm	Hole dim. mm	Pitch mm	RAL	
FBL76360008	1938	40	304	10x10	38	7035	
FBL76360004	1938	40	304	10x10	38	5012	

PERFORATED PANEL/SHELF

ART.	W mm	D mm	H mm	Hole dim. mm	Pitch mm	RAL	
FBL76370008	1938	40	456	10x10	38	7035	
FBL76370004	1938	40	456	10x10	38	5012	


PAIR OF SUPPORTS FOR PERFORATED PANEL/SHELF

ART.	W mm	D mm	H mm	RAL	
FVT01010039	12	237	99	7016	



WORK LOOK



ART.	RAL	
 WORKLOOK9001	7035	



Made up of:

qty.	description	qty.	description
2	Perforated panel/shelf with box-stop edge	1	Bin with 30 l capacity
3	Perforated panel/shelf	5	Unipok tool hook - 30-piece pack
5	Kit with panel wall-mounting brackets	1	Schuko 2-socket power strip
1	Reversible tray shelf	1	Schuko 4-socket power strip
1	Reversible sanitiser-bottle holder	1	Differential magnetic-thermal circuit breaker
1	Roll holder kit with roll Ø=240 mm	1	Wieland Schuko/FR connection cable
1	Glove dispenser	1	Support for 2-socket power strip
1	A4 document-holder pocket	1	Support for 4-socket power strip
2	Large reversible shelf	1	Support for residual current device
		2	Double lamp

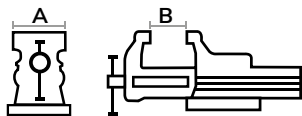


COMPONENTS



COMPONENTS

WORK TECH VICE



Hose jaws as standard



SCREW KIT FOR FASTENING OF THE VICE TO THE WORKTOP

ART.	
F22VT000050Z000	



WORK TECH MODEL PROFESSIONAL VICE

ART.	W mm	D mm	H mm	A mm	B mm	RAL	
F22FABL11500039	100	300	138	100	125	7016	

⚠ With hose jaws for pipes with external Ø 16-40 mm



PROFESSIONAL VICE WITH SWIVEL BASE, WORK TECH MODEL

ART.	W mm	D mm	H mm	A mm	B mm	RAL	
IRONTEAM003	100	300	138	100	125	7016	

⚠ With hose jaws for pipes with external Ø 16-40 mm



WORK TECH MODEL PROFESSIONAL VICE

ART.	W mm	D mm	H mm	A mm	B mm	RAL	
F22FABL11550039	120	375	170	120	150	7016	

⚠ With hose jaws for pipes with external Ø 16-58 mm



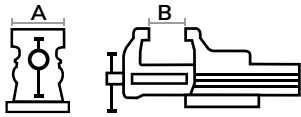
PROFESSIONAL VICE WITH SWIVEL BASE, WORK TECH MODEL

ART.	W mm	D mm	H mm	A mm	B mm	RAL	
IRONTEAM004	120	375	170	120	150	7016	

⚠ With hose jaws for pipes with external Ø 16-58 mm

COMPONENTS

WORK GO VICE



Hose jaws as standard



WORK GO MODEL PROFESSIONAL VICE

ART.	W mm	D mm	H mm	A mm	B mm	RAL	
F22FABL11600039	120	333	122	100	125	7016	

⚠ With hose jaws for pipes with external \varnothing 17-42 mm



PROFESSIONAL VICE WITH SWIVEL BASE, WORK GO MODEL

ART.	W mm	D mm	H mm	A mm	B mm	RAL	
IRONTEAM005	120	333	122	100	125	7016	

⚠ With hose jaws for pipes with external \varnothing 17-42 mm



WORK GO MODEL PROFESSIONAL VICE

ART.	W mm	D mm	H mm	A mm	B mm	RAL	
F22FABL11650039	150	389	150	120	150	7016	

⚠ With hose jaws for pipes with external \varnothing 17-48 mm



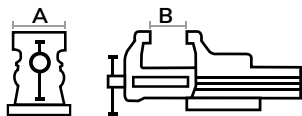
PROFESSIONAL VICE WITH SWIVEL BASE, WORK GO MODEL

ART.	W mm	D mm	H mm	A mm	B mm	RAL	
IRONTEAM006	150	389	150	120	150	7016	

⚠ With hose jaws for pipes with external \varnothing 17-48 mm

COMPONENTS

WORK STRONG VICE



Hose jaws as standard



WORK STRONG MODEL PROFESSIONAL VICE

ART.	W mm	D mm	H mm	A mm	B mm	RAL	
F22FABL11700039	160	425	167	135	170	7016	

⚠ With hose jaws for pipes with external \varnothing 17-48 mm



PROFESSIONAL VICE WITH SWIVEL BASE, WORK STRONG MODEL

ART.	W mm	D mm	H mm	A mm	B mm	RAL	
IRONTEAM007	160	425	167	135	170	7016	

⚠ With hose jaws for pipes with external \varnothing 17-48 mm



WORK STRONG MODEL PROFESSIONAL VICE

ART.	W mm	D mm	H mm	A mm	B mm	RAL	
F22FABL11750039	180	480	187	150	190	7016	

⚠ With hose jaws for pipes with external \varnothing 17-76 mm



PROFESSIONAL VICE WITH SWIVEL BASE, WORK STRONG MODEL

ART.	W mm	D mm	H mm	A mm	B mm	RAL	
IRONTEAM008	180	480	187	150	190	7016	

⚠ With hose jaws for pipes with external \varnothing 17-76 mm

COMPONENTS

WORK CHAIRS



ADJUSTABLE CHAIR WITH PNEUMATIC CYLINDER EQUIPPED WITH WHEELS

ART.	W mm	D mm	material	Seat H mm	No. of wheels	
FAX1100RG000000	630	630	Beech	510/690	5	



ADJUSTABLE CHAIR WITH PNEUMATIC CYLINDER EQUIPPED WITH FEET

ART.	W mm	D mm	material	Seat H mm	No. of feet	colour
FAX120000000007	630	630	Polyurethane	580/840	5	Black



ADJUSTABLE CHAIR WITH PNEUMATIC CYLINDER EQUIPPED WITH WHEELS

ART.	W mm	D mm	material	Seat H mm	No. of wheels	colour
FAX125000000007	630	630	Polyurethane	540/730	5	Black



ADJUSTABLE CHAIR WITH PNEUMATIC CYLINDER EQUIPPED WITH WHEELS

ART.	W mm	D mm	material	Seat H mm	No. of wheels	colour
FAXCATY50000007	630	630	Polyurethane	435/565	5	Black

COMPONENTS

WORK CHAIRS



ADJUSTABLE CHAIR WITH PNEUMATIC CYLINDER EQUIPPED WITH WHEELS

ART.	W mm	D mm	material	Seat H mm	No. of wheels	colour	
FAXCATY80000007	630	630	Polyurethane	525/710	5	Black	



ADJUSTABLE ANTISTATIC CHAIR WITH GAS PUMP WITH WHEELS

ART.	W mm	D mm	material	Seat H mm	No. of wheels	colour	
FAXGREF21200001	640	640	Antistatic fabric	470/600	5	Dark grey	

FOLDING TABLE



TABLE WITH FOLDING LEGS

ART.	Overall dimensions when open			Overall dimensions when closed			Worktop material	KG	RAL
	W mm	D mm	H mm	W mm	D mm	H mm			
F22WWTABLE00039	1184	590	896	1100	590	60	Multiplex	400	7016



KIT WITH 3 HOOKS FOR FASTENING THE TABLE VERTICALLY

ART.	W mm	D mm	H mm	KG	RAL	
F22WWTABLEFIS39	152	81	92	25	7016	



LOAD CAPACITY



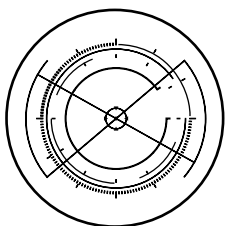
RAL 7016

ERGO WORK

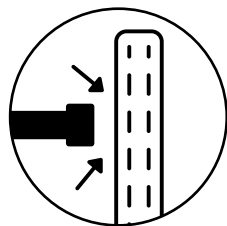
SWIVEL ARMS PRO SERIES




The Ergo Work **swivel arms** increase the storage space available to the operator on workbenches and trolleys. You can choose between two different types of arms: the first can be installed directly on the **upright** of the equipped wall, while the second is fixed onto the **worktop**. Thanks to its wide rotation angle, the position of the arm can be easily adjusted so as to have everything to hand and make the workstation increasingly ergonomic. Ergo Work can accommodate trays, monitor support plates, solutions with containers and perforated panels.



CONFIGURABLE



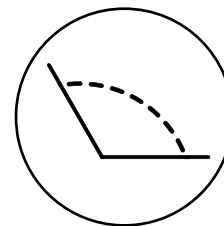
MOUNTING ON
UPRIGHTS



MOUNTING ON
WORKTOP



LOAD-BEARING
CAPACITY 20 KG



ROTATION ANGLE
240-260°



CONFIGURE 

PATENTED*

ART.	W mm	D mm	H mm	KG	RAL
DYNAMIC1506	1497/3139	780	1983/2383	400	7035+7016

Made up of:

qty.	description	qty.	description
1	Electrically adjustable unassembled workbench	1	Schuko 4-socket power strip
1	Cabinet W=500 mm with 1 drawer H=150 mm	2	Schuko 2-socket power strip
1	Cover for cabinet W=500 mm	1	USB charging port
1	Pair of supports for cabinet	1	USB data port
1	Additional power strip frame with end caps and corner elements	1	Wieland Schuko/FR connection cable
1	Kit with 2 dual-slotted uprights for workbenches	1	Glove dispenser
1	Kit with 2 inclined supports with track	1	Reversible sanitiser-bottle holder
1	Double lamp	36	Picking Box Air polypropylene Bin size 2
1	Supplementary track with fittings	4	Swivel arm for upright
1	Compressed air set with flow balancing device and filter	1	Joint for plate
2	Perforated panel/shelf with box-stop edge	3	Monitor support plate with VESA standard
3	Single lamp	1	Panel for Picking Box
1	Perforated panel/shelf	3	Bar mount for Picking Box bins size 1/2
1	Electric perforated panel	3	Kit of 4 Picking Box Air bins size 1
2	Unipok tool hook - 30-piece pack	1	Panel for Visual Box
1	Differential magnetic-thermal circuit breaker	2	Visual Box cabinet with 6 drawers
1	Inclined tray	1	Visual Box cabinet with 5 drawers



LOAD CAPACITY RAL 7035 + RAL 7016



SWIVEL ARM WITH PICKING BOX

ART.	W mm	D mm	H mm	RAL	
ERGOWORK002	760/515	470/283	356	7016	

Made up of:

qty.	description
1	Swivel arm for upright
1	Monitor support plate with VESA standard
1	Panel for Picking Box
3	Bar mount for Picking Box bins size 1/2
3	Kit of 4 Picking Box Air bins size 1



SWIVEL ARM WITH PICKING BOX

ART.	W mm	D mm	H mm	RAL	
ERGOWORK003	826/515	470/348	356	7016	

Made up of:

qty.	description
1	Swivel arm for upright
1	Monitor support plate with VESA standard
1	Panel for Picking Box
2	Bar mount for Picking Box bins size 1/2
1	Kit of 3 Picking Box Air bins size 2
1	Kit of 4 Picking Box Air bins size 1



SWIVEL ARM WITH VISUAL BOX

ART.	W mm	D mm	H mm	RAL	
ERGOWORK004	738/612	601/294	390	7016	

Made up of:

qty.	description
1	Swivel arm for upright
1	Monitor support plate with VESA standard
1	Panel for Visual Box
1	Visual Box cabinet with 5 drawers
2	Visual Box cabinet with 6 drawers



MONITOR SUPPORT PLATE WITH BRACKETS

ART.	W mm	D mm	H mm	RAL	
ERGOWORK014	225/129	119/225	225	7016	

Made up of:

qty.	description
1	Pair of L-shaped brackets
1	Joint for plate
1	Monitor support plate with VESA standard



PERFORATED PANEL WITH HINGES

ART.	W mm	D mm	H mm	RAL	
ERGOWORK007	647	60	496	7035	

Made up of:

qty.	description
1	Perforated panel/shelf with box-stop edge
1	Hinge kit for perforated panel



SWIVEL ARM WITH INCLINED TRAY

ART.	W mm	D mm	H mm	RAL	
ERGOWORK005	674/522	425/470	194	7016	

Made up of:

qty.	description
1	Swivel arm for upright
1	Inclined tray



SWIVEL ARM WITH MONITOR SUPPORT PLATE

ART.	W mm	D mm	H mm	RAL	
ERGOWORK001	652/330	225/225	225	7016	

Made up of:

qty.	description
1	Swivel arm for upright
1	Joint for plate
1	Monitor support plate with VESA standard





■ RAL 7016

■ RAL 7035



CONFIGURE 

ART.	W mm	D mm	H mm	 without wheels	 wheel set	RAL	
CLEVER1031	1036	672	1428	300	300	7035	

Made up of:

qty.	description	qty.	description
1	Unassembled trolley without wheels	1	Profile with base for worktop
1	Wooden worktop with supports	1	Pair of L-shaped brackets
2	Perforated side panel	1	Joint for plate
1	Perforated rear panel	1	Monitor support plate with VESA standard
1	Pair of hinged doors	1	Non-marking synthetic rubber wheels kit Ø 125 mm




SWIVEL ARM WITH INCLINED TRAY

ART.	W mm	D mm	H mm	RAL	
ERGOWORK013	745/521	425/480	552	7016	

Made up of:

qty.	description
1	Profile with base for worktop
1	Swivel arm for profile
1	Inclined tray



SWIVEL ARM WITH MONITOR SUPPORT PLATE

ART.	W mm	D mm	H mm	RAL	
ERGOWORK009	724/402	225/192	550	7016	

Made up of:

qty.	description
1	Profile with base for worktop
1	Swivel arm for profile
1	Joint for plate
1	Monitor support plate with VESA standard



PROFILE WITH MONITOR SUPPORT PLATE

ART.	W mm	D mm	H mm	RAL	
ERGOWORK008	225/199	151/225	560	7016	

Made up of:

qty.	description
1	Profile with base for worktop
1	Pair of L-shaped brackets
1	Joint for plate
1	Monitor support plate with VESA standard



LOAD CAPACITY



RAL 7016



RAL 7035



SWIVEL ARM WITH PICKING BOX

ART.	W mm	D mm	H mm	RAL	
ERGOWORK010	832/515	470/300	628	7016	

Made up of:

qty.	description
1	Profile with base for worktop
1	Swivel arm for profile
1	Monitor support plate with VESA standard
1	Panel for Picking Box
3	Bar mount for Picking Box bins size 1/2
3	Kit of 4 Picking Box Air bins size 1



SWIVEL ARM WITH PICKING BOX

ART.	W mm	D mm	H mm	RAL	
ERGOWORK011	898/515	470/365	628	7016	

Made up of:

qty.	description
1	Profile with base for worktop
1	Swivel arm for profile
1	Monitor support plate with VESA standard
1	Panel for Picking Box
2	Bar mount for Picking Box bins size 1/2
1	Kit of 3 Picking Box Air bins size 2
1	Kit of 4 Picking Box Air bins size 1




SWIVEL ARM WITH VISUAL BOX

ART.	W mm	D mm	H mm	RAL	
ERGOWORK012	808/601	601/275	668	7016	

Made up of:

qty.	description
1	Profile with base for worktop
1	Swivel arm for profile
1	Monitor support plate with VESA standard
1	Panel for Visual Box
1	Visual Box cabinet with 5 drawers
2	Visual Box cabinet with 6 drawers



CONFIGURE



ART.	W mm	D mm	H mm	KG	RAL	
MASTERBR2008	3347	750	1985/2360	1000	7035+7016	

Made up of:

qty.	description	qty.	description
1	Unassembled workbench with 40 mm multiplex worktop	1	Differential magnetic-thermal circuit breaker
1	Cover for multiplex worktop	1	Wieland Schuko/FR connection cable
1	Cabinet W=560 mm with 4 drawers 1x75 2x150 1x200	1	Reversible sanitiser-bottle holder
1	Cabinet W=560 mm configured for door with 1 adjustable shelf	1	Glove dispenser
1	Left full door H=600 mm with Dark Grey handle	1	Roll holder kit with roll Ø=240 mm
2	Additional half-shelf W=560 mm	4	Kit of 2 Picking Box Air bins size 3A2
1	Kit with 2 dual-slotted uprights for workbenches	2	Perforated panel/shelf with box-stop edge
1	Kit with 2 inclined supports with track	2	Hinge kit for perforated panel
1	Supplementary track with fittings	8	Bar mount for Picking Box bins size 1/2
1	Double lamp	4	Kit of 4 Picking Box Air bins size 1
1	Kit with 3 perforated panels/shelves with 2 box-stop edges	4	Kit of 3 Picking Box Air bins size 2
1	Electric perforated panel	2	Profile with base for worktop
2	Schuko 2-socket power strip	2	Swivel arm for profile
1	Schuko 4-socket power strip	1	Inclined tray
1	Monitor support plate with VESA standard	1	Joint for plate



LOAD CAPACITY




RAL 7035 + RAL 7016



RAL 7016

COMPONENTS



1. Monitor support plate with VESA standard
2. Joint for plate
3. Swivel arm for profile
4. Profile with base for worktop

1. Monitor support plate with VESA standard
2. Panel for Visual Box
3. Visual Box cabinet with 6 drawers
4. Swivel arm for upright



SWIVEL ARM FOR UPRIGHT

ART.	W mm	D mm	H mm	Rotation angle °	material	KG	RAL	
FBL74100039	580/330	72/97	158	240	Aluminium	20	7016	



SWIVEL ARM FOR PROFILE

To be used on profile with base for worktop

ART.	W mm	D mm	H mm	Rotation angle °	material	KG	RAL	
FBL74180039	621/371	57/90	158	260	Aluminium	20	7016	



PROFILE WITH BASE FOR WORKTOP

ART.	W mm	D mm	H mm	suitable for	material	KG	RAL	
FBL74160039	100	100	504	Multiplex worktop-MDF worktop with rubber coating	Aluminium	20	7016	



PANEL FOR VISUAL BOX

To be used with monitor support plate

ART.	W mm	D mm	H mm	Hole dim. mm	Pitch mm	KG	RAL	
FBL74150039	601	31	313	10x10	38	20	7016	

See Visual Box page 405

COMPONENTS



MONITOR SUPPORT PLATE WITH VESA STANDARD

Can be oriented on one axis

ART.	W mm	D mm	H mm	RAL	
FBL74120039	225	50	225	7016	



JOINT FOR PLATE

To be used with a monitor support plate to be oriented on two axes

ART.	W mm	D mm	H mm	RAL	
FBL74110039	91	67	51	7016	



PAIR OF L-SHAPED BRACKETS

To be used with monitor support plate

ART.	W mm	D mm	H mm	RAL	
FBL74170039	38	36	32	7016	



INCLINED TRAY

ART.	W mm	D mm	H mm	RAL	
FBL74130039	425	308	135	7016	



1. Inclined tray
2. Swivel arm for profile
3. Profile with base for worktop



LOAD CAPACITY



RAL 7016



ALUMINIUM

COMPONENTS



PANEL FOR PICKING BOX

To be used with monitor support plate

ART.	W mm	D mm	H mm	suitable for	KG	RAL
FBL74140039	470	12	356	Picking Box bin size 1/2	20	7016



BAR MOUNT FOR PICKING BOX BINS SIZE 1/2

ART.	W mm	D mm	H mm	Finish
FBLIT020099	445	14	89	Galvanised


KIT OF 4 PICKING BOX AIR BINS SIZE 1

ART.	overall dimensions			colour
	W mm	D mm	H mm	
FBLIT0600LQ	108	173	76	Grey
FBLIT060039	108	173	76	Black
FBLIT060032	108	173	76	Blue
FBLIT06001Z	108	173	76	Yellow
FBLIT06002Y	108	173	76	Red
FBLIT06004Q	108	173	76	Green



KIT OF 3 PICKING BOX AIR BINS SIZE 2

ART.	overall dimensions			colour
	W mm	D mm	H mm	
FBLIT0610LQ	160	234	127	Grey
FBLIT061039	160	234	127	Black
FBLIT061032	160	234	127	Blue
FBLIT06101Z	160	234	127	Yellow
FBLIT06102Y	160	234	127	Red
FBLIT06104Q	160	234	127	Green




1. Bar mount for Picking Box bins size 1/2
Kit of 4 Picking Box Air bins size 1
2. Panel for Picking Box
3. Monitor support plate with VESA standard
4. Swivel arm for upright



ART.	W mm	D mm	H mm	KG	RAL
MASTERBR1509	1706/3016	750	1985/2360	1000	7035+7016

Made up of:

qty.	description	qty.	description
1	Unassembled workbench with 40 mm multiplex worktop	3	Swivel arm for upright
1	Cabinet W=560 mm with 5 drawers 1x75 3x100 1x200	1	Joint for plate
2	Top/bottom shelf W=560 mm	2	Monitor support plate with VESA standard
1	Left full door H=600 mm with Dark Grey handle	1	Inclined tray
1	Internal shelf W=558 mm	1	Panel for Visual Box
1	Support for intermediate half-shelf	1	Visual Box cabinet with 5 drawers
2	Perforated side panel	2	Visual Box cabinet with 6 drawers
1	Kit with 2 dual-slotted uprights for workbenches	1	Bin with 30 l capacity
1	Kit with 2 perforated panels/shelves with 1 box-stop edge	2	Angled 2-space spray-can holder
1	Kit with 2 inclined supports with track	1	A4 document-holder pocket
1	Double lamp	1	Roll holder kit with Ø 130 mm roll
1	Wall unit with vasistas flip up opening without lock	3	Unipok tool hook - 30-piece pack
1	LED strip	2	Bar mount for Picking Box bins size 1/2
1	Pair of brackets for fastening wall unit to dual-slotted uprights	1	Kit of 4 Picking Box Air bins size 1
1	Kit of 3 Picking Box Air bins size 2		



LOAD CAPACITY



RAL 7035 + RAL 7016



RAL 7016



GALVANISED

COMPONENTS



PERFORATED PANEL/SHELF

ART.	W mm	D mm	H mm	Hole dim. mm	Pitch mm	RAL	
FBL76070008	647	40	304	10x10	38	7035	
FBL76070004	647	40	304	10x10	38	5012	




PERFORATED PANEL/SHELF WITH BOX-STOP EDGE

ART.	W mm	D mm	H mm	Hole dim. mm	Pitch mm	RAL	
FBL76080108	647	40	456	10x10	38	7035	
FBL76080104	647	40	456	10x10	38	5012	



HINGE KIT FOR PERFORATED PANEL

ART.	W mm	D mm	H mm	KG	
FBL7600011F	76	38	64	60	



1. Perforated panel/shelf with box-stop edge
2. Hinge kit for perforated panel



CONFIGURE

PATENTED*

ART.	W mm	D mm	H mm	KG	RAL
DYNAMIC1505	1497/1672	780	1983/2383	400	7035+7016

Made up of:

qty.	description	qty.	description
1	Electrically adjustable unassembled workbench	1	Differential magnetic-thermal circuit breaker
1	Cabinet W=500 mm with 1 drawer H=150 mm	1	Schuko 4-socket power strip
1	Cover for cabinet W=500 mm	2	Schuko 2-socket power strip
1	Pair of supports for cabinet	1	Wieland Schuko/FR connection cable
1	Additional power strip frame with end caps and corner elements	1	Pair of L-shaped brackets
1	Kit with 2 dual-slotted uprights for workbenches	1	Joint for plate
1	Pair of supports for perforated panel W=1000 mm	1	Monitor support plate with VESA standard
1	Kit with 2 inclined supports with track	2	Perforated panel/shelf with box-stop edge
1	Double lamp	2	Hinge kit for perforated panel
1	Kit with 3 perforated panels/shelves with 2 box-stop edges	6	Bar mount for Picking Box bins size 1/2
1	Electric perforated panel	2	Kit of 4 Picking Box Air bins size 1
4	Kit of 2 Picking Box Air bins size 3A2	4	Kit of 3 Picking Box Air bins size 2
2	Angled 2-space spray-can holder		



LOAD CAPACITY



RAL 7035 + RAL 7016



RAL 5012




RAL 7035

**UNIPOK
THE BLOCK**

**PIKPAD
IRON TEAM**

**TOOL ORGANIZER
PRO SERIES**





UNIPOK TOOL HOOK - 30-PIECE PACK
Up to 30 tools can be mounted with 1 pack

ART.	pcs per pack	colour
FBLIT009007	30	Black



Unipok is the name of the new **universal hooks** from Fami, which use a screw-in system to allow positioning on perforated boards or wooden panels. Each Unipok hook can be positioned at a different angle to mount tools with different shapes and dimensions. Free your imagination and optimise organisation of your wall or workbench-mounted perforated board and wooden board, making sure that everything is always close to hand!

Unipok makes organisation child's play!





Mounting on wood



Mounting on perforated panel

WITH 4 POSITIONS FOR ENDLESS COMBINATIONS!





CREATE THE PERFECT 5S SHADOW TOOL BOX WITH PIKPAD!

With **Pikpad** it is possible to set up a **5S shadow tool box** organised down to the smallest details. The 10x10 square hole bottom of the tray allows for the installation of **Unipok** to create **customised kits** for each job to be performed and, thanks to the practical **tool labels**, it will be possible to identify the type of tool to be housed in each space created.

Pikpad comes complete with a set of 5 sticker sheets:

- 4 sheets with more than 250 tool labels (tool shape + size)
- 1 sheet not pre-cut to make your own stickers

Unipok must be purchased separately



PIKPAD 5S SHADOW TOOL BOX TRAY

ART.	WEH	DEH	W mm	D mm	H mm	RAL	
FBLIT033039	18	18	284	287	50	7016	

[CONFIGURE](#)



PIKPAD 5S SHADOW TOOL BOX TRAY

ART.	WEH	DEH	W mm	D mm	H mm	RAL	
FBLIT034039	27	18	437	287	50	7016	

[CONFIGURE](#)



PIKPAD 5S SHADOW TOOL BOX TRAY

ART.	WEH	DEH	W mm	D mm	H mm	RAL	
FBLIT035039	36	18	590	287	50	7016	

[CONFIGURE](#)



3 ADJUSTMENT POSITIONS

The **patented profile** built into the back of Pikpad allows for the tray to be **adjusted in 3 different positions**. It is therefore possible to adapt the inclination of Pikpad based on the user's height and posture, in order to have everything at hand and work according to the principles of **ergonomics**.



3D

3D

3D

TABLE STAND FOR PIKPAD 5S TRAY SHADOW TOOL BOX

ART.	W mm	D mm	H mm	RAL	
PIKPAD001	653	255	198	7016	
PIKPAD002	959	255	198	7016	
PIKPAD003	1444	255	198	7016	

MOBILE ORGANISATION

5S shadow tool boxes make tool organisation mobile because they can be installed on different supports and be moved easily thanks to the side handles. They can be placed on worktops using the special table stand, on the uprights of fitted walls using aluminium bars and inside drawers. In the latter case, it is possible to exponentially increase the internal organisation of drawer units by integrating Pikpad with traditional separation items such as divider boxes and metal dividers.





SWIVEL ARM FOR UPRIGHT WITH JOINT FOR PIKPAD 5S TRAY

ART.	W mm	D mm	H mm	RAL
ERGOWORK015	636/220	663/663	160	7016



ALUMINIUM PROFILE FOR PIKPAD 5S TRAY SHADOW TOOL BOX

ART.	W mm	D mm	H mm
FBLIT036000	647	35	60
FBLIT037000	953	35	60
FBLIT038000	1438	35	60
FBLIT039000	1938	35	60



PAIR OF BRACKETS FOR MOUNTING OF PROFILE ON UPRIGHT

ART.	RAL
FBLIT040039	7016



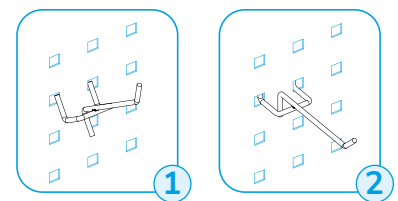





PAIR OF BRACKETS FOR TABLE STAND

ART.	RAL
FBLIT041039	7016

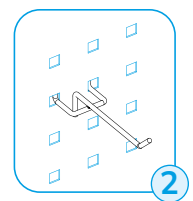


HOOK WITH TIP

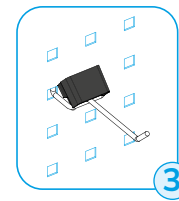
ART.	W mm	D mm	H mm	multiple order qty
FBLIT030000	36	78	42	10
FBLIT031000	36	128	42	10
FBLIT032000	36	178	42	10



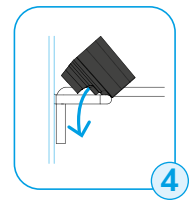
1



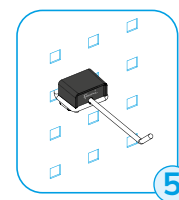
2



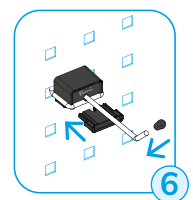
3



4



5



6

The safely lock stops the hook in a horizontal position and prevents it from moving during tool recovery/storage operations.






MOUNTING ON WOOD



MOUNTING ON PERFORATED PANEL



WALL-MOUNTED



FASTENING SET FOR WOOD AND PERFORATED PANEL INCLUDED



SMALL REVERSIBLE SHELF

ART.	W mm	D mm	H mm	RAL	
FBLIT017039	303	317	144	7016	



LARGE REVERSIBLE SHELF

ART.	W mm	D mm	H mm	RAL	
FBLIT016039	455	317	144	7016	





KIT OF 4 PICKING BOX AIR BINS SIZE 1

ART.	overall dimensions			colour
	W mm	D mm	H mm	
FBLIT0600LQ	108	173	76	■
FBLIT060039	108	173	76	■
FBLIT060032	108	173	76	■
FBLIT06001Z	108	173	76	■
FBLIT06002Y	108	173	76	■
FBLIT06004Q	108	173	76	■



KIT OF 3 PICKING BOX AIR BINS SIZE 2

ART.	overall dimensions			colour
	W mm	D mm	H mm	
FBLIT0610LQ	160	234	127	■
FBLIT061039	160	234	127	■
FBLIT061032	160	234	127	■
FBLIT06101Z	160	234	127	■
FBLIT06102Y	160	234	127	■
FBLIT06104Q	160	234	127	■



KIT OF 2 PICKING BOX AIR BINS SIZE 3A2

ART.	overall dimensions			colour
	W mm	D mm	H mm	
FBLIT0270LQ	224	354	147	■
FBLIT027039	224	354	147	■
FBLIT027032	224	354	147	■
FBLIT02701Z	224	354	147	■
FBLIT02702Y	224 <td 354	147	■	
FBLIT02704Q	224	354	147	■



BAR MOUNT FOR PICKING BOX BINS SIZE 1/2

ART.	W mm	D mm	H mm	Finish
FBLIT020099	445	14	89	Galvanised



Example of application of the 4 container kit size 1 on coupling bar



Example of application of the 3 container kit size 2 on coupling bar



■
RAL 7016

■
GALVANISED



ANGLED 2-SPACE SILICONE HOLDER

ART.	W mm	D mm	H mm	Hole Ø mm	RAL
FBLIT008039	150	71	96	61	7016



ANGLED 2-SPACE SPRAY-CAN HOLDER

ART.	W mm	D mm	H mm	Hole Ø mm	RAL
FBLIT007039	188	111	172	70	7016



6-SPACE SPRAY-CAN HOLDER

ART.	W mm	D mm	H mm	RAL
FBLIT010039	455	75	167	7016



CONTAINER HOLDER KIT WITH HAND-WIPE CONTAINER

ART.	RAL
FBLIT006039	7016



ROLL HOLDER KIT WITH ROLL Ø=240 MM

ART.	W mm	D mm	H mm	RAL
FBLIT004039	297	275	270	7016



ROLL HOLDER KIT WITH Ø 130 MM ROLL

ART.	W mm	D mm	H mm	RAL
FBLIT003039	257	135	168	7016



Ø 80 Ø 60

REVERSIBLE SANITISER-BOTTLE HOLDER

ART.	W mm	D mm	H mm	RAL
FBLIT002039	113	100	62	7016



GLOVE DISPENSER

ART.	W mm	D mm	H mm	RAL
FBLIT005039	247	81	132	7016



A4 DOCUMENT-HOLDER POCKET

ART.	W mm	D mm	H mm	RAL	
FBLIT001039	365	68	187	7016	



FIRST-AID KIT

ART.	W mm	D mm	H mm		
FBLIT024000	256	90	190		



MOUNT FOR EXTINGUISHER WITH 2 KG FIRE EXTINGUISHER

ART.	W mm	D mm	H mm		
FBLIT023000	115	115	400		



MOUNT FOR CABLES

ART.	W mm	D mm	H mm	RAL	
FBLIT019039	220	95	101	7016	



KIT FOR CONTAINER HOLDER

ART.	Strap L mm	RAL		
FBLIT018039	910	7016		



SCREWDRIVER DRILL HOLDER SHELF

ART.	W mm	D mm	H mm	RAL	
FBLIT049039	152	228	125	7016	



Screwdriver drill holder shelf made in collaboration with:





REVERSIBLE TRAY SHELF

ART.	W mm	D mm	H mm	RAL	
FBLIT015039	455	160	40	7016	



DRILL-BIT HOLDER

ART.	W mm	D mm	H mm	Finish	
FBLIT0260ZZ	155	84	39	Stainless steel	



KIT WITH 10 CONTAINERS

ART.	
FBLIT028000	



MAGNET COMPLETE WITH CLIP AND SCREW – 10-PIECE PACK

ART.	pcs per pack	Ø mm	Finish	
FBL95410000	10	20	Galvanised	



CASE WITH CONTAINERS

ART.	W mm	D mm	H mm	
FBLIT022001	440	350	80	

TOOL CASE HOLDER KIT

ART.	RAL	
FBLIT021039	7016	



MONITOR SUPPORT PLATE WITH BRACKETS

ART.	W mm	D mm	H mm	RAL	
ERGOWORK014	225/129	119/225	225	7016	



BIN WITH 30 L CAPACITY

ART.	W mm	D mm	H mm	L	RAL	
FBLIT025039	387	277	394	30	7016	



WALL UNIT WITH DOOR

ART.	W mm	D mm	H mm	KG	RAL	
FBL8015C000PD	460	250	456	25	7035+7016	
FBL8015C00004	460	250	456	25	5012	



CAPACITY



RAL 7035 + RAL 7016



RAL 5012



RAL 7016



GALVANISED



STAINLESS STEEL



SUPPORT FOR RESIDUAL CURRENT DEVICE

ART.	W mm	D mm	H mm	RAL
FBLET003039	159	32	92	7016



DIFFERENTIAL MAGNETIC-THERMAL CIRCUIT BREAKER
2P+E 16A, 30mA TYPE A

ART.	W mm	D mm	H mm	colour
FBLET012007	159	59	90	Black



SUPPORT FOR 2-SOCKET POWER STRIP

ART.	W mm	D mm	H mm	RAL
FBLET001039	148	32	92	7016



SUPPORT FOR 4-SOCKET POWER STRIP

ART.	W mm	D mm	H mm	RAL
FBLET002039	249	32	92	7016



2-SOCKET POWER STRIP

ART.	W mm	D mm	H mm	Type of socket	colour
FBLET004007	148	59	46	Schuko	Black
FBLET006007	148	59	46	CH	Black
FBLET008007	148	59	46	GB	Black
FBLET010007	148	59	46	FR	Black



4-SOCKET POWER STRIP

ART.	W mm	D mm	H mm	Type of socket	colour
FBLET005007	248	59	46	Schuko	Black
FBLET007007	248	59	46	CH	Black
FBLET009007	248	59	46	GB	Black
FBLET011007	248	59	46	FR	Black



WIELAND CONNECTION CABLE WITH IN/OUT PLUGS

ART.	W mm	D mm	H mm	colour	
FBLET013007	200	28	13	Black	



WIELAND H-SHAPED DISTRIBUTION BLOCK WITH 2 OUTPUTS

ART.	W mm	D mm	H mm	colour	
FBLET015007	60	35	35	Black	



WIELAND CONNECTION CABLE

ART.	W mm	D mm	H mm	Plug type	colour	
FBLET016007	3000	50	50	Schuko/French	Black	
FBLET017007	3000	50	50	GB	Black	
FBLET018007	3000	50	50	CH	Black	



WIELAND CONNECTION CABLE WITH IN/OUT PLUGS

ART.	W mm	D mm	H mm	colour	
FBLET014007	1500	28	13	Black	





USB DATA PORT

ART.	Ø mm	W mm	H mm	colour	
FBLET019007	59	70	54	Black	



USB CHARGING PORT

ART.	Ø mm	W mm	H mm	colour	
FBLET020007	59	70	54	Black	



LAMP W=988 MM WITH BRACKETS FOR FASTENING

ART.	W mm	Colour temperature K	Watt	Hz	Lumen	RAL	
IRONTEAM001	988	4000	27	50	5058	7016	



LAMP W=1473 MM WITH BRACKETS FOR FASTENING

ART.	W mm	Colour temperature K	Watt	Hz	Lumen	RAL	
IRONTEAM002	1473	4000	41	50	7588	7016	

LIGHT



SINGLE LAMP
Without on/off button

ART.	W mm	Colour temperature K	Watt	Hz	Lumen	RAL
FBL99400008	922	4000	15	50/60	1500	7035
FBL99450008	1407	4000	20	50/60	2000	7035



DOUBLE LAMP
Without on/off button

ART.	W mm	Colour temperature K	Watt	Hz	Lumen	RAL
FBL99400108	922	4000	15	50/60	3000	7035
FBL99450108	1407	4000	20	50/60	4000	7035



Example of mounting on overhead rails



Example of mounting on perforated panel using brackets



Example of mounting with magnets



■ RAL 7016

■ RAL 7035

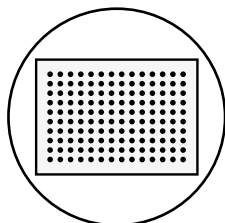
CABINETS WITH DRAWERS START SERIES



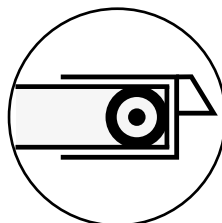
Flexa cabinets with drawers are a versatile and compact solution for organising everything you need for work. They feature a **central cylinder lock** and **drawers with 100% total pull-out** which can have a **load capacity varying between 50 and 70 kg**. The inside of the **drawers** is completely customisable thanks to the possibility of dividing them using **dividers, divider boxes and 5S tool trays**. The upper surface can be left free or protected with a **3-edged PVC surface** to carry out work and operations.



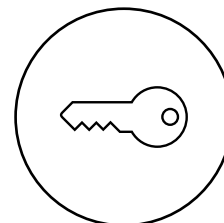
DRAWER LOAD-BEARING CAPACITY FROM 50 TO 70 KG




PERFORATED DRAWERS



BALL BEARINGS



KEY-OPERATED CLOSURE



LOCK

The cylinder lock is connected via a square rod to the rear locking unit consisting of a rotating element in plastic material and a locking rod in sheet steel. Turning the key activates the cam system of the locking unit which rotates the rear rod (A).



3-EDGE TOP SHELF COATED WITH PVC

The PVC-coated 3-edge top protects the upper part of the cabinet and, thanks to the raised edges, prevents the material placed on it from falling off.




FREELY ORGANISABLE

The drawer can be internally divided by means of **partition drawers for small parts and longitudinal and transversal metal dividers**. The latter are fixed to the perforated base of the drawer by means of screws to prevent spillage of the stored material.



PERFORATED DRAWERS



ORGANISATION DOWN TO THE MILLIMETRE
Holes and slots on the drawers make it easier to add internal dividers for optimally arranging tools and materials.



FULL EXTENSION
100%



LOAD CAPACITY
50 / 70 KG

COLOURS

The Flexa cabinet is available in 3 colour combinations.

CABINET



7016
7035





7035



5012

KEY

EH		36x27 EH	54x27 EH
	Cabinet dimensions	W= 717	1023
		D= 600	600
	Drawer internal dimensions	W= 602	908
		D= 449	449



CONFIGURE

CABINET WITH 7 DRAWERS 2X75 1X100 3X150 1X200

ART.	drawers		RAL
	KG		
FDF109054PD	70	100%	7035+7016
FDF10905408	70	100%	7035
FDF10905404	70	100%	5012

H=1002 mm



CONFIGURE

CABINET WITH 9 DRAWERS 9X100

ART.	drawers		RAL
	KG		
FDF109056PD	70	100%	7035+7016
FDF10905608	70	100%	7035
FDF10905604	70	100%	5012

H=1002 mm



CONFIGURE

CABINET WITH WHEELS WITH 5 DRAWERS 4X100 1X200

ART.	drawers		RAL
	KG		
FDGD56001PD	70	100%	7035+7016
FDGD5600108	70	100%	7035
FDGD5600104	70	100%	5012

H=853 mm

Wheels: Standard rubber Ø 100 mm
Cabinet capacity: 225 kg

DIVIDING MATERIAL



4-EDGE TOP SHELF COATED WITH PVC

ART.	W mm	D mm	H mm	colour	
FDf99400107	717	602	22	Black	



ART.	Suitable for drawer H mm	components	
FFH10051000	50/300	3 x 3-channel divider 9 x 4-channel divider 12 x Transversal divider W=47 mm 36 x Transversal divider W=36 mm	



ART.	Suitable for drawer H mm	components	
FFH10051300	50/300	18 x Transversal divider W=47 mm 12 x Transversal divider W=73 mm 6 x 2-channel divider 6 x 3-channel divider	



ART.	Suitable for drawer H mm	components	
FFH10051500	50/300	20 x Transversal divider W=36 mm 20 x Transversal divider W=47 mm 6 x 3-channel divider 5 x 4-channel divider 1 x Allen key holder	



ART.	Suitable for drawer H mm	components	
FFH10071800	75	16 x 75x75 mm Divider box 8 x 150x75 mm Divider box 4 x 150x150 mm Divider box	



ART.	Suitable for drawer H mm	components	
FFH10071600	75	12 x 150x75 mm Divider box	
FFH10101600	100/125	6 x 150x150 mm Divider box	



ART.	Suitable for drawer H mm	components	
FFH10070500	75	2 x Longitudinal slotted divider W=457 mm 3 x Transversal divider w=202 mm	
FFH10100500	100/125		
FFH10150500	150/175		
FFH10200500	200/250		



LOAD CAPACITY



EXTRACTION



RAL 7035 + RAL 7016



RAL 5012



RAL 7035



CABINET WITH 7 DRAWERS 2X75 1X100 3X150 1X200

ART.	drawers		RAL
	KG		
FDL109054PD	50	100%	7035+7016
FDL10905408	50	100%	7035
FDL10905404	50	100%	5012

H=1002 mm

CONFIGURE



CABINET WITH 9 DRAWERS 9X100

ART.	drawers		RAL
	KG		
FDL109056PD	50	100%	7035+7016
FDL10905608	50	100%	7035
FDL10905604	50	100%	5012

H=1002 mm

CONFIGURE



DIVIDING MATERIAL



3-EDGE TOP SHELF COATED WITH PVC

ART.	W mm	D mm	H mm	colour
FDL91500107	1024	601	30	Black



ART.	Suitable for drawer H mm	components
FFH40051200	50/300	15 x Transversal divider W=36 mm 10 x Transversal divider W=47 mm 6 x Transversal divider W=73 mm 6 x 2-channel divider 6 x 3-channel divider 6 x 4-channel divider



ART.	Suitable for drawer H mm	components
FFH40051500	50/300	30 x Transversal divider W=36 mm 10 x Transversal divider W=47 mm 6 x 3-channel divider 12 x 4-channel divider



ART.	Suitable for drawer H mm	components
FFH40071100	75	18 x 150x150 mm Divider box
FFH40101100	100/125	



ART.	Suitable for drawer H mm	components
FFH40071300	75	12 x 150x75 mm Divider box 12 x 150x150 mm Divider box
FFH40101300	100/125	



ART.	Suitable for drawer H mm	components
FFH40071600	75	20 x 75x75 mm Divider box 14 x 150x75 mm Divider box 6 x 150x150 mm Divider box



ART.	Suitable for drawer H mm	components
FFH40070500	75	4 x Longitudinal slotted divider W=457 mm 2 x Transversal divider W=151 mm 3 x Transversal divider W=202 mm
FFH40100500	100/125	
FFH40150500	150/175	
FFH40200500	200/250	



LOAD CAPACITY



EXTRACTION



RAL 7035 + RAL 7016



RAL 5012



RAL 7035

MASTER DE

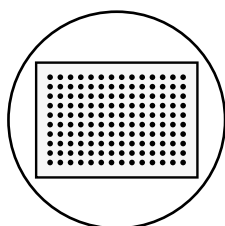
CABINETS WITH DRAWERS PRO SERIES



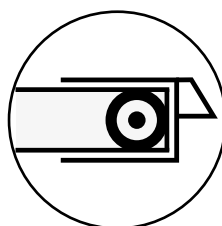
The drawer cabinets of the Master DE line ensure storing work materials is highly flexible thanks to the possibility of setting them up both with **hinged doors and shelves** and with **drawers** with adjustable capacity and pull-out. In particular, the drawers can have a **pull-out between 92% and 100%** and a **load capacity between 50 and 100 kg**. Furthermore, they can be freely divided internally with **dividers, divider boxes and tool trays**. **Upper tops** of various types can be installed as well as **plinths** to raise the cabinet from the ground.




DRAWER LOAD-BEARING CAPACITY FROM 50 TO 100 KG



PERFORATED DRAWERS



BALL BEARINGS



KEY-OPERATED CLOSURE

MASTER DE



TOP IN SATIN STAINLESS STEEL

The satin stainless steel top allows work and interventions to be performed without damaging the cabinet. It features a high level of corrosion and heat resistance.



MULTIPLEX TOP

The multiplex top transforms the upper part of the cabinet into a solid and robust work surface. It is resistant to shocks and scratches and is suitable for heavy-duty operations.



RUBBER LINED STEEL TOP

The top is made of galvanised steel and coated with oil-resistant rubber. It is particularly suitable for the use of oils or for interventions that involve cutting tools.




3-EDGE TOP SHELF COATED WITH PVC

The PVC-coated 3-edge top protects the upper part of the cabinet and, thanks to the raised edges, prevents the material placed on it from falling off.



BASES

The bases have a dual function: they raise the drawer cabinet off the floor and allow it to be moved using forklift trucks or transpallets.



LOCK

The cylinder lock is connected via a square rod to the rear locking unit consisting of a rotating element in plastic material and a locking rod in sheet steel. Turning the key activates the cam system of the locking unit which rotates the rear rod (A).



FULL EXTENSION



FREE TO CONFIGURE

Change the drawer's extension quickly and easily to increase the load-bearing capacity up to 100 kg.



HIGH-PERFORMANCE RUNNERS



QUICK MOVEMENT WITHOUT PROBLEMS

The runners as long as the drawers allow the bearing to be moved to the front of the cabinet, thus increasing the visibility, load-bearing capacity and extension.



PERFORATED DRAWERS



ORGANISATION DOWN TO THE MILLIMETRE

Holes and slots on the drawers make it easier to add internal dividers for optimally arranging tools and materials.

MASTER DE

DRAWER EXTRACTION AND MANAGEMENT

The Master DE drawer represents a revolution in the world of industrial furnishing as it was designed and developed to be customised independently in terms of extraction/capacity and internal division.


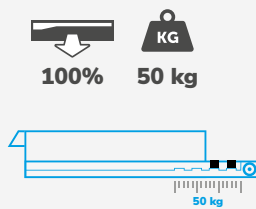


FREELY CONFIGURABLE


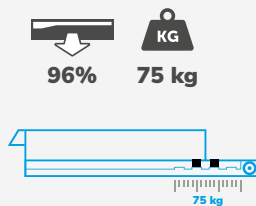
The new flexible extension guide allows mechanical adjustment of the rear stop of the drawer/retractable shelf in 3 different positions, thus obtaining 3 different capacities: 50, 75 and 100 kg. A label indicates the maximum capacity of the drawer depending on its extraction and the type of guide.




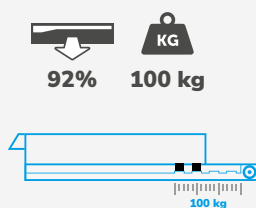
FLEXIBLE GUIDE CONFIGURED FOR FULL EXTRACTION 50 KG



FLEXIBLE GUIDE CONFIGURED FOR FULL EXTRACTION 75 KG



FLEXIBLE GUIDE CONFIGURED FOR PARTIAL EXTRACTION 100 KG



MASTER DE



The innovations that simplify identification of the contents of the drawers.

With Sylogik® Syfront technology, the drawer front is no longer just a closing element but becomes an actual visual interface.

- Customisation with aesthetic and decorative elements
- User input: labels to describe and catalogue the contents
- User output: ability to insert visual or descriptive messages on the handle

CUSTOMISABLE HANDLES

A WEALTH OF INFORMATION

Add barcodes, labels or images to handles for quick identification of the contents of each individual drawer.



COLOURS

The Master DE cabinet is available in 3 colour combinations for the cabinet body while the handle is only available in Dark Grey.

CABINET



7016
7035



7035





5012

FRONT HANDLE



Dark Grey

KEY

EH		36x36 EH		54x36 EH	
	Cabinet dimensions	W=	714	1020	
		D=	726	726	
	Drawer internal dimensions	W=	602	908	
		D=	602	602	



PR
Adjustable shelf





CONFIGURE 

CABINET WITH 6 DRAWERS 6X150



ART.	drawers		RAL
	 KG		
D33A100C01001PD	100-75-50	92-96-100%	7035+7016
D33A100C0100108	100-75-50	92-96-100%	7035
D33A100C0100104	100-75-50	92-96-100%	5012

H=1000 mm



CONFIGURE 

CABINET WITH 7 DRAWERS 1X50 2X75 2X100 1X200 1X300



ART.	drawers		RAL
	 KG		
D33A100C01002PD	100-75-50	92-96-100%	7035+7016
D33A100C0100208	100-75-50	92-96-100%	7035
D33A100C0100204	100-75-50	92-96-100%	5012

H=1000 mm



CONFIGURE 

CABINET WITH 8 DRAWERS 1X50 2X75 2X100 2X150 1X200



ART.	drawers		RAL
	 KG		
D33A100C01003PD	100-75-50	92-96-100%	7035+7016
D33A100C0100308	100-75-50	92-96-100%	7035
D33A100C0100304	100-75-50	92-96-100%	5012

H=1000 mm



CONFIGURE 

CABINET WITH 9 DRAWERS 9X100

ART.	drawers		RAL
	 KG		
D33A100C01004PD	100-75-50	92-96-100%	7035+7016
D33A100C0100408	100-75-50	92-96-100%	7035
D33A100C0100404	100-75-50	92-96-100%	5012

H=1000 mm



DIVIDING MATERIAL



ART.	Suitable for drawer H mm	components	
FFH20051500	50/300	35 x Transversal divider W=73 mm 16 x 2-channel divider	



ART.	Suitable for drawer H mm	components	
FFH20051600	50/300	50 x Transversal divider W=47 mm 16 x 3-channel divider	



ART.	Suitable for drawer H mm	components	
FFH20051700	50/300	65 x Transversal divider W=36 mm 16 x 4-channel divider	



ART.	Suitable for drawer H mm	components	
FFH20051200	50	16 x 75x75 mm Divider box 16 x 150x75 mm Divider box 4 x 150x150 mm Divider box	
FFH20071200	75		



ART.	Suitable for drawer H mm	components	
FFH20051300	50	16 x 150x75 mm Divider box 8 x 150x150 mm Divider box	
FFH20071300	75		
FFH20101300	100/125		



ART.	Suitable for drawer H mm	components	
FFH20050600	50	2 x Longitudinal slotted divider W=610 mm 3 x Transversal divider W=202 mm	
FFH20070600	75		
FFH20100600	100/125		
FFH20150600	150/175		
FFH20200600	200/250		
FFH20300600	300		



LOAD CAPACITY



EXTRACTION



RAL 7035 + RAL 7016



RAL 5012





RAL 7035



CONFIGURE 

CABINET WITH 6 DRAWERS 6X150



ART.	drawers		RAL
			
D53A100C01001PD	100-75-50	92-96-100%	7035+7016
D53A100C0100108	100-75-50	92-96-100%	7035
D53A100C0100104	100-75-50	92-96-100%	5012

H=1000 mm



CONFIGURE 

CABINET WITH 7 DRAWERS 1X50 2X75 2X100 1X200 1X300



ART.	drawers		RAL
			
D53A100C01002PD	100-75-50	92-96-100%	7035+7016
D53A100C0100208	100-75-50	92-96-100%	7035
D53A100C0100204	100-75-50	92-96-100%	5012

H=1000 mm



CONFIGURE 

CABINET WITH 8 DRAWERS 1X50 2X75 2X100 2X150 1X200

ART.	drawers		RAL
			
D53A100C01003PD	100-75-50	92-96-100%	7035+7016
D53A100C0100308	100-75-50	92-96-100%	7035
D53A100C0100304	100-75-50	92-96-100%	5012

H=1000 mm



CONFIGURE 

CABINET WITH DOORS 1XPR

ART.	No. of door	No. of adjustable shelves	RAL
D53A100C01005PD	2	1	7035+7016
D53A100C0100508	2	1	7035
D53A100C0100504	2	1	5012

H=1000 mm



CONFIGURE 

CABINET WITH DOORS 1XPR

ART.	No. of door	Door material	No. of adjustable shelves	RAL
D53A100C01006PD	2	Polycarbonate	1	7035+7016
D53A100C0100608	2	Polycarbonate	1	7035
D53A100C0100604	2	Polycarbonate	1	5012

H=1000 mm



DIVIDING MATERIAL



ART.	Suitable for drawer H mm	components	
FFH50051900	50/300	30 x Transversal divider W=36 mm 10 x Transversal divider W=47 mm 8 x 3-channel divider 16 x 4-channel divider	



ART.	Suitable for drawer H mm	components	
FFH50050800	50	12 x 150x75 mm Divider box 18 x 150x150 mm Divider box	
FFH50070800	75		
FFH50100800	100/125		



ART.	Suitable for drawer H mm	components	
FFH50051700	50	20 x 75x75 mm Divider box 14 x 150x75 mm Divider box 12 x 150x150 mm Divider box	
FFH50071700	75		



ART.	Suitable for drawer H mm	components	
FFH50051800	50	24 x 150x150 mm Divider box	
FFH50071800	75		
FFH50101800	100/125		



ART.	Suitable for drawer H mm	components	
FFH50051300	50	5 x Longitudinal slotted divider W=610 mm 12 x Transversal divider W=151 mm	
FFH50071300	75		
FFH50101300	100/125		
FFH50151300	150/175		
FFH50201300	200/250		
FFH50301300	300		



ART.	Suitable for drawer H mm	components	
FFH50050700	50	4 x Longitudinal slotted divider W=610 mm 2 x Transversal divider W=151 mm 3 x Transversal divider W=202 mm	
FFH50070700	75		
FFH50100700	100/125		
FFH50150700	150/175		
FFH50200700	200/250		
FFH50300700	300		



MASTER DE

ACCESSORIES



3-EDGE TOP SHELF COATED WITH PVC

ART.	suitable for cabinet EH	W mm	D mm	H mm	colour	
M33T023AG003107	36x36	715	729	23	Black	
M53T023AG003107	54x36	1021	729	23	Black	



STAINLESS STEEL TOP

ART.	suitable for cabinet EH	W mm	D mm	H mm		
M33T030MDNX710A	36x36	714	726	31		
M53T030MDNX710A	54x36	1020	726	31		



RUBBER LINED STEEL TOP

ART.	suitable for cabinet EH	W mm	D mm	H mm	colour	
M33T030MDGM7107	36x36	714	726	32	Black	
M53T030MDGM7107	54x36	1020	726	32	Black	



MULTIPLY TOP

ART.	suitable for cabinet EH	W mm	D mm	H mm		
M33T030MU000100	36x36	714	726	30		
M53T030MU000100	54x36	1020	726	30		



BASE FOR FORKLIFT AND PALLET TRUCK

ART.	suitable for cabinet EH	W mm	D mm	H mm	RAL	
M33Z10010000007	36x36	712	722	100	9005	



BASE CLOSURE

ART.	suitable for cabinet W EH	W mm	D mm	H mm	RAL	
M30Z10011000007	36	708	46	95	9005	



PAIR OF BASES FOR FORKLIFT AND PALLET TRUCK

ART.	suitable for cabinet EH	W mm	D mm	H mm	RAL	
M03Z10020000007	54x36	200	722	100	9005	



BASE CLOSURE

ART.	suitable for cabinet W EH	W mm	D mm	H mm	RAL	
M50Z10021000007	54	1014	46	95	9005	

MASTER DE



see page 192

■
RAL 9005

MASTER

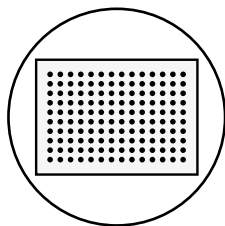
CABINETS WITH DRAWERS PRO+ SERIES



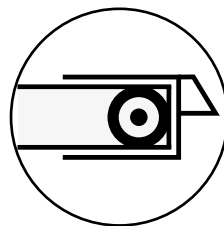
The Master tool cabinet is versatile and can be customised down to the smallest detail to create solutions that feature not only **drawers or hinged and sliding doors**, but also **pull-out shelves and slotted shelves**. Based on the type of guide installed on drawers and shelves it is possible to have a flexible **pull-out from 92 to 100%** with a **load capacity between 50 and 100 kg**, or a **100% telescopic pull-out with a load capacity of 200 kg**. All drawers are equipped with holes and slots for installing the **dividing material and the tool trays**, while the upper shelf can be enriched with various types of **tops**. The lower part, instead, is designed for installing **wheels or plinths**.



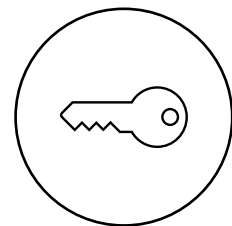
DRAWER LOAD-BEARING CAPACITY FROM 50 TO 200 KG




PERFORATED DRAWERS



BALL BEARINGS



KEY-OPERATED CLOSURE



VERTEBRATE ANTI-TIPPING ROD

The rod is in aluminium profile and always remains fixed, without rotating.

The closing movement is obtained by means of **anchors that move vertically** exploiting one of the elementary forces of physics: **gravity**. **The simpler the movement, the less likely the risk of breakages.**

The rod is drilled with a 25 mm pitch and allows the application of several closing heads. This means being able to divide access to the drawers into several groups. The division of the groups is configurable in height.


MECHANICAL SYSTEM

The mechanical control system of the locking unit uses Sylogik® technology. **The differences are decisive.**

The system of transmission from the lock cylinder to the rod head consists of steel wires with an elastic sheath and linear movement.

Compared to the common fixed square rod systems with rotary movement, it allows releasing of the parallelism of the lock cylinder position with respect to the rod head. This allows the designer to apply the cylinder in the most suitable point of the cabinet.

The lock cylinder rests on a guide drum so that it is possible to choose from a variety of cylinder manufacturers*. In this way the cabinet can be integrated with other pre-existing ones, keeping the same type of key.



* Option on request with extra charge



FULL EXTENSION



FREE TO CONFIGURE

Change the drawer's extension quickly and easily to increase the load-bearing capacity up to 100 kg.



HIGH-PERFORMANCE RUNNERS



QUICK MOVEMENT WITHOUT PROBLEMS

The runners as long as the drawers allow the bearing to be moved to the front of the cabinet, thus increasing the visibility, load-bearing capacity and extension.



PERFORATED DRAWERS



ORGANISATION DOWN TO THE MILLIMETRE

Holes and slots on the drawers make it easier to add internal dividers for optimally arranging tools and materials.

MASTER

DRAWER EXTRACTION AND MANAGEMENT

The Master drawer represents a revolution in the world of industrial furnishing as it was designed and developed to be customised independently in terms of extraction/capacity and internal division.


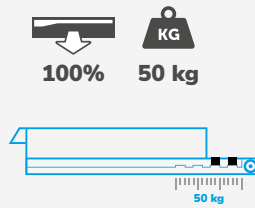


FREELY CONFIGURABLE


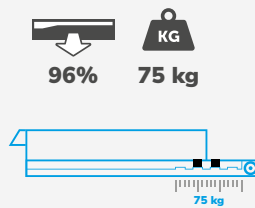
The new flexible extension guide allows mechanical adjustment of the rear stop of the drawer/retractable shelf in 3 different positions, thus obtaining 3 different capacities: 50, 75 and 100 kg. The installation of the innovative telescopic guide increases the capacity of the pull-out drawer/shelf up to 200 kg. A label indicates the maximum capacity of the drawer depending on its extraction and the type of guide.




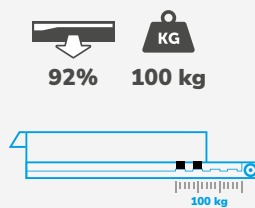
FLEXIBLE GUIDE CONFIGURED FOR FULL EXTRACTION 50 KG



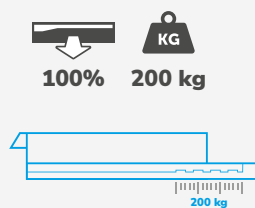
FLEXIBLE GUIDE CONFIGURED FOR FULL EXTRACTION 75 KG



FLEXIBLE GUIDE CONFIGURED FOR PARTIAL EXTRACTION 100 KG



TELESCOPIC GUIDE CONFIGURED FOR FULL EXTRACTION 200 KG



MASTER



The innovations that simplify identification of the contents of the drawers.

With Sylogik® Syfront technology, the drawer front is no longer just a closing element but becomes an actual visual interface.

- Customisation with aesthetic and decorative elements
- User input: labels to describe and catalogue the contents
- User output: ability to insert visual or descriptive messages on the handle

CUSTOMISABLE HANDLES

A WEALTH OF INFORMATION

Add barcodes, labels or images to handles for quick identification of the contents of each individual drawer.



MODULARITY

The various elements that compose the Master series can be easily **integrated with each other to create complete furnishing compositions ready for anything**. It is thus possible to create, for example, counters with drawers and doors equipped with 4 edges to perform maintenance and tasks or to be used as customer reception points in shops or warehouses.

Courtesy of Fridle Group



MASTER



TOP IN SATIN STAINLESS STEEL

The satin stainless steel top allows work and interventions to be performed without damaging the cabinet. It features a high level of corrosion and heat resistance.



MULTIPLEX TOP

The multiplex top transforms the upper part of the cabinet into a solid and robust work surface. It is resistant to shocks and scratches and is suitable for heavy-duty operations.



RUBBER LINED STEEL TOP

The top is made of galvanised steel and coated with oil-resistant rubber. It is particularly suitable for the use of oils or for interventions that involve cutting tools.



3-EDGE TOP SHELF COATED WITH PVC

The PVC-coated 3-edge top protects the upper part of the cabinet and, thanks to the raised edges, prevents the material placed on it from falling off.



BASES

The bases have a dual function: they raise the drawer cabinet off the floor and allow it to be moved using forklift trucks or transpallets.



WHEELS

The cabinets can be supplied with wheels to transform them into practical tool trolleys. As standard they are equipped with 2 swivel wheels with brakes and 2 fixed wheels.



ANTI-TAMPERING SYSTEM

SAFETY FIRST OF ALL
Unlike other cabinets currently on the market, the patented closure system prevents thieves from by-passing the closure. Any forced opening will always be visible.



ADJUSTABLE ERGONOMIC HANDLE

The cabinets with wheels are supplied with a practical adjustable ergonomic handle which can be installed in two different positions. The height of the handle can therefore be set according to the height of the user to allow agile and easy handling of the cabinet while maintaining an ergonomic posture in order to reduce strain during work which could lead to possible injuries.



MASTER

COLOURS

The Master cabinet is available in 12 colour combinations which can be associated with 8 different colours for the handles to create customised solutions down to the smallest detail. It is therefore possible to assign specific colours to particular work areas or projects or to implement the corporate colour even in the furnishings installed in the company.

10 RAL colours for the metal part
8 colours for the plastic accessories
Infinite combinations

FRONT HANDLE



Dark Grey



Mediterranean Blue



Sky Blue



Glamour Red



Red Carpet



Juicy Orange



Sunny Yellow



Forest Green

CABINET



7016
7035



7035



5012



9002



7016



7000



5019



9010



6011



3003



5010



5012
7035

KEY

EH		18x27 EH	27x27 EH	36x27 EH	54x27 EH	27x36 EH	36x36 EH	45x36 EH	54x36 EH	64x36 EH	78x36 EH
	Cabinet dimensions	W= 408	561	714	1020	561	714	867	1020	1190	1428
		D= 573	573	573	573	726	726	726	726	726	726
	Drawer internal dimensions	W= 296	449	602	908	449	602	755	908	1078	1316
		D= 449	449	449	449	602	602	602	602	602	602

PE

Pull-out shelf with flexible extraction



PE

Telescopic pull-out shelf



PR

Adjustable shelf



PF

Adjustable slotted shelf





CONFIGURE

CABINET WITH 3 DRAWERS 1X50 1X100 1X150

ART.	drawers		RAL
M12A040C01001PD	100-75-50	92-96-100%	7035+7016
M12A040C0100108	100-75-50	92-96-100%	7035
M12A040C0100104	100-75-50	92-96-100%	5012

H=400 mm



CONFIGURE

CABINET WITH 3 DRAWERS 2X75 1X150

ART.	drawers		RAL
M12A040C01002PD	100-75-50	92-96-100%	7035+7016
M12A040C0100208	100-75-50	92-96-100%	7035
M12A040C0100204	100-75-50	92-96-100%	5012

H=400 mm



CONFIGURE

CABINET WITH 4 DRAWERS 1X50 2X75 1X100

ART.	drawers		RAL
M12A040C01003PD	100-75-50	92-96-100%	7035+7016
M12A040C0100308	100-75-50	92-96-100%	7035
M12A040C0100304	100-75-50	92-96-100%	5012

H=400 mm



CONFIGURE

CABINET WITH 4 DRAWERS 2X75 1X150 1X200

ART.	drawers		RAL
M12A060C01020PD	100-75-50	92-96-100%	7035+7016
M12A060C0102008	100-75-50	92-96-100%	7035
M12A060C0102004	100-75-50	92-96-100%	5012

H=600 mm



CONFIGURE

CABINET WITH 3 DRAWERS 1X100 1X200 1X300

ART.	drawers		RAL
M12A070C01029PD	100-75-50	92-96-100%	7035+7016
M12A070C0102908	100-75-50	92-96-100%	7035
M12A070C0102904	100-75-50	92-96-100%	5012

H=700 mm



CONFIGURE

CABINET WITH 5 DRAWERS 2X75 3X150

ART.	drawers		RAL
M12A070C01035PD	100-75-50	92-96-100%	7035+7016
M12A070C0103508	100-75-50	92-96-100%	7035
M12A070C0103504	100-75-50	92-96-100%	5012

H=700 mm



CONFIGURE

CABINET WITH WHEELS WITH 4 DRAWERS 2X75 1X150 1X200

ART.	drawers		RAL
M12R060C01020PD	100-75-50	92-96-100%	7035+7016
M12R060C0102008	100-75-50	92-96-100%	7035
M12R060C0102004	100-75-50	92-96-100%	5012

H=822 mm

Wheels: Standard rubber Ø 125 mm
Cabinet capacity: 300 kg



CONFIGURE

CABINET WITH WHEELS WITH 5 DRAWERS 1X50 2X75 1X100 1X200

ART.	drawers		RAL
M12R060C01021PD	100-75-50	92-96-100%	7035+7016
M12R060C0102108	100-75-50	92-96-100%	7035
M12R060C0102104	100-75-50	92-96-100%	5012

H=822 mm

Wheels: Standard rubber Ø 125 mm
Cabinet capacity: 300 kg



CONFIGURE

CABINET WITH WHEELS WITH 6 DRAWERS 2X50 2X75 1X150 1X200

ART.	drawers		RAL
M12R070C010SSPD	100-75-50	92-96-100%	7035+7016
M12R070C010SS08	100-75-50	92-96-100%	7035
M12R070C010SS04	100-75-50	92-96-100%	5012

H=922 mm

Wheels: Standard rubber Ø 125 mm
Cabinet capacity: 300 kg



INTERNAL DIM. W x D



LOAD CAPACITY



EXTRACTION



RAL 7035 + RAL 7016



RAL 5012



RAL 7035



DIVIDING MATERIAL



ART.	Suitable for drawer H mm	components	
FFH82050200	50/300	16 x Transversal divider W=36 mm 7 x Transversal divider W=47 mm 3 x 3-channel divider 3 x 4-channel divider	



ART.	Suitable for drawer H mm	components	
FFH82050300	50/300	15 x Transversal divider W=47 mm 8 x Transversal divider W=73 mm 3 x 2-channel divider 3 x 3-channel divider	



ART.	Suitable for drawer H mm	components	
FFH82050400	50/300	18 x Transversal divider W=73 mm 6 x 2-channel divider	



ART.	Suitable for drawer H mm	components	
FFH80050800	50	2 x Transversal divider W=151 mm 1 x Longitudinal slotted divider W=457 mm	
FFH80070800	75		
FFH80100800	100/125		
FFH80150800	150/175		
FFH80200800	200/250		
FFH80300800	300		



ART.	Suitable for drawer H mm	components	
FFH80050900	50	2 x Longitudinal slotted divider W=457 mm 6 x Transversal divider W=100 mm	
FFH80070900	75		
FFH80100900	100/125		
FFH80150900	150/175		



ART.	Suitable for drawer H mm	components	
FFH84051300	50	2 x Longitudinal divider without slots W=457 mm	
FFH84071300	75		
FFH84101300	100/125		
FFH84151300	150/175		
FFH84201300	200/250		




DIVIDING MATERIAL



ART.	Suitable for drawer H mm	components	
FFH82051800	50	4 x 150x75 mm Divider box 4 x 150x150 mm Divider box	
FFH82071800	75		
FFH82101800	100/125		



ART.	Suitable for drawer H mm	components	
FFH82051700	50	4 x 75x75 mm Divider box 6 x 150x75 mm Divider box 2 x 150x150 mm Divider box	
FFH82071700	75		



ART.	Suitable for drawer H mm	components	
FFH86051900	50/300	2 x Multi-purpose tool holder	





CONFIGURE

CABINET WITH 2 DRAWERS 1X100 1X200

ART.	drawers		RAL
	KG		
M22A040C01004PD	100-75-50	92-96-100%	7035+7016
M22A040C0100408	100-75-50	92-96-100%	7035
M22A040C0100404	100-75-50	92-96-100%	5012

H=400 mm



CONFIGURE

CABINET WITH 3 DRAWERS 1X50 1X100 1X150

ART.	drawers		RAL
	KG		
M22A040C01001PD	100-75-50	92-96-100%	7035+7016
M22A040C0100108	100-75-50	92-96-100%	7035
M22A040C0100104	100-75-50	92-96-100%	5012

H=400 mm



CONFIGURE

CABINET WITH 4 DRAWERS 1X50 2X75 1X100

ART.	drawers		RAL
	KG		
M22A040C01003PD	100-75-50	92-96-100%	7035+7016
M22A040C0100308	100-75-50	92-96-100%	7035
M22A040C0100304	100-75-50	92-96-100%	5012

H=400 mm



CONFIGURE

CABINET WITH 6 DRAWERS 1X50 2X75 2X100 1X200

ART.	drawers		RAL
	KG		
M22A070C01032PD	100-75-50	92-96-100%	7035+7016
M22A070C0103208	100-75-50	92-96-100%	7035
M22A070C0103204	100-75-50	92-96-100%	5012

H=700 mm



CONFIGURE

CABINET WITH 4 DRAWERS 2X100 1X200 1X300

ART.	drawers		RAL
	KG		
M22A080C01055PD	100-75-50	92-96-100%	7035+7016
M22A080C0105508	100-75-50	92-96-100%	7035
M22A080C0105504	100-75-50	92-96-100%	5012

H=800 mm



CONFIGURE

CABINET WITH 5 DRAWERS 1X50 2X100 1X150 1X300

ART.	drawers		RAL
	KG		
M22A080C01054PD	100-75-50	92-96-100%	7035+7016
M22A080C0105408	100-75-50	92-96-100%	7035
M22A080C0105404	100-75-50	92-96-100%	5012

H=800 mm



CONFIGURE

CABINET WITH 4 DRAWERS 1X100 1X150 1X200 1X300

ART.	drawers		RAL
	KG		
M22A085C01092PD	100-75-50	92-96-100%	7035+7016
M22A085C0109208	100-75-50	92-96-100%	7035
M22A085C0109204	100-75-50	92-96-100%	5012

H=850 mm



CONFIGURE

CABINET WITH 5 DRAWERS 1X100 3X150 1X200

ART.	drawers		RAL
	KG		
M22A085C01088PD	100-75-50	92-96-100%	7035+7016
M22A085C0108808	100-75-50	92-96-100%	7035
M22A085C0108804	100-75-50	92-96-100%	5012

H=850 mm



CONFIGURE

CABINET WITH 6 DRAWERS 2X75 2X100 2X200

ART.	drawers		RAL
	KG		
M22A085C01089PD	100-75-50	92-96-100%	7035+7016
M22A085C0108908	100-75-50	92-96-100%	7035
M22A085C0108904	100-75-50	92-96-100%	5012

H=850 mm



CONFIGURE

CABINET WITH 6 DRAWERS 1X50 2X100 2X150 1X200

ART.	drawers		RAL
	KG		
M22A085C01091PD	100-75-50	92-96-100%	7035+7016
M22A085C0109108	100-75-50	92-96-100%	7035
M22A085C0109104	100-75-50	92-96-100%	5012

H=850 mm



INTERNAL DIM. WxD



LOAD CAPACITY



EXTRACTION



RAL 7035 + RAL 7016



RAL 5012



RAL 7035



CONFIGURE

CABINET WITH 7 DRAWERS 2X75 3X100 2X150

ART.	drawers		RAL
	KG		
M22A085C01095PD	100-75-50	92-96-100%	7035+7016
M22A085C0109508	100-75-50	92-96-100%	7035
M22A085C0109504	100-75-50	92-96-100%	5012

H=850 mm



CONFIGURE

CABINET WITH 8 DRAWERS 1X50 2X75 4X100 1X150

ART.	drawers		RAL
	KG		
M22A085C01087PD	100-75-50	92-96-100%	7035+7016
M22A085C0108708	100-75-50	92-96-100%	7035
M22A085C0108704	100-75-50	92-96-100%	5012

H=850 mm



CONFIGURE

CABINET WITH WHEELS WITH 4 DRAWERS 2X75 1X150 1X200

ART.	drawers		RAL
	KG		
M22R060C01020PD	100-75-50	92-96-100%	7035+7016
M22R060C0102008	100-75-50	92-96-100%	7035
M22R060C0102004	100-75-50	92-96-100%	5012

H=822 mm

Wheels: Standard rubber Ø 125 mm
Cabinet capacity: 300 kg



CONFIGURE

CABINET WITH WHEELS WITH 5 DRAWERS 1X50 2X75 1X100 1X200

ART.	drawers		RAL
	KG		
M22R060C01021PD	100-75-50	92-96-100%	7035+7016
M22R060C0102108	100-75-50	92-96-100%	7035
M22R060C0102104	100-75-50	92-96-100%	5012

H=822 mm

Wheels: Standard rubber Ø 125 mm
Cabinet capacity: 300 kg



CONFIGURE

CABINET WITH WHEELS WITH 6 DRAWERS 2X50 2X75 1X150 1X200

ART.	drawers		RAL
	KG		
M22R070C010SSPD	100-75-50	92-96-100%	7035+7016
M22R070C010SS08	100-75-50	92-96-100%	7035
M22R070C010SS04	100-75-50	92-96-100%	5012

H=922 mm

Wheels: Standard rubber Ø 125 mm
Cabinet capacity: 300 kg



CONFIGURE

CABINET WITH WHEELS WITH 5 DRAWERS 4X100 1X200

ART.	drawers		RAL
	KG	EXTRACTION	
M22R070C010GFPD	100-75-50	92-96-100%	7035+7016
M22R070C010GF08	100-75-50	92-96-100%	7035
M22R070C010GF04	100-75-50	92-96-100%	5012

H=922 mm

Wheels: Standard rubber Ø 125 mm
Cabinet capacity: 300 kg



CONFIGURE

CABINET WITH WHEELS WITH 6 DRAWERS 1X50 2X75 2X100 1X200

ART.	drawers		RAL
	KG	EXTRACTION	
M22R070C01032PD	100-75-50	92-96-100%	7035+7016
M22R070C0103208	100-75-50	92-96-100%	7035
M22R070C0103204	100-75-50	92-96-100%	5012

H=922 mm

Wheels: Standard rubber Ø 125 mm
Cabinet capacity: 300 kg



CONFIGURE

CABINET WITH WHEELS WITH 6 DRAWERS 2X75 3X100 1X150

ART.	drawers		RAL
	KG	EXTRACTION	
M22R070C01044PD	100-75-50	92-96-100%	7035+7016
M22R070C0104408	100-75-50	92-96-100%	7035
M22R070C0104404	100-75-50	92-96-100%	5012

H=922 mm

Wheels: Standard rubber Ø 125 mm
Cabinet capacity: 300 kg



INTERNAL DIM. WxD



LOAD CAPACITY



EXTRACTION



RAL 7035 + RAL 7016



RAL 5012



RAL 7035



DIVIDING MATERIAL



ART.	Suitable for drawer H mm	components	
FFH84050200	50/300	16 x Transversal divider W=36 mm 7 x Transversal divider W=47 mm 6 x 3-channel divider 3 x 4-channel divider	



ART.	Suitable for drawer H mm	components	
FFH84050300	50/300	15 x Transversal divider W=47 mm 8 x Transversal divider W=73 mm 6 x 2-channel divider 3 x 3-channel divider	




ART.	Suitable for drawer H mm	components	
FFH84050400	50/300	18 x Transversal divider W=73 mm 9 x 2-channel divider	



ART.	Suitable for drawer H mm	components	
FFH84050800	50	2 x Longitudinal slotted divider W=457 mm 3 x Transversal divider W=151 mm	
FFH84070800	75		
FFH84100800	100/125		
FFH84150800	150/175		
FFH84200800	200/250		
FFH84300800	300		



ART.	Suitable for drawer H mm	components	
FFH84050900	50	2 x Longitudinal slotted divider W=457 mm 7 x Transversal divider W=151 mm	
FFH84070900	75		
FFH84100900	100/125		
FFH84150900	150/175		
FFH84200900	200/250		



ART.	Suitable for drawer H mm	components	
FFH84051300	50	2 x Longitudinal divider without slots W=457 mm	
FFH84071300	75		
FFH84101300	100/125		
FFH84151300	150/175		
FFH84201300	200/250		



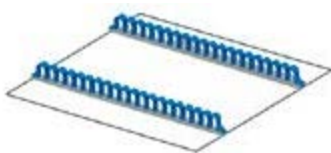
DIVIDING MATERIAL



ART.	Suitable for drawer H mm	components	
FFH84051700	50	8 x 75x75 mm Divider box 6 x 150x75 mm Divider box 4 x 150x150 mm Divider box	
FFH84071700	75		



ART.	Suitable for drawer H mm	components	
FFH84051800	50	6 x 150x75 mm Divider box 6 x 150x150 mm Divider box	
FFH84071800	75		
FFH84101800	100/125		



ART.	Suitable for drawer H mm	components	
FFH86051900	50/300	2 x Multi-purpose tool holder	





CONFIGURE

CABINET WITH 5 DRAWERS 1X50 2X100 1X150 1X200

ART.	drawers		RAL
	KG		
M32A070C01040PD	100-75-50	92-96-100%	7035+7016
M32A070C0104008	100-75-50	92-96-100%	7035
M32A070C0104004	100-75-50	92-96-100%	5012

H=700 mm



CONFIGURE

CABINET WITH 5 DRAWERS 2X75 2X100 1X250

ART.	drawers		RAL
	KG		
M32A070C01042PD	100-75-50	92-96-100%	7035+7016
M32A070C0104208	100-75-50	92-96-100%	7035
M32A070C0104204	100-75-50	92-96-100%	5012

H=700 mm



CONFIGURE

CABINET WITH 6 DRAWERS 2X75 3X100 1X150

ART.	drawers		RAL
	KG		
M32A070C01044PD	100-75-50	92-96-100%	7035+7016
M32A070C0104408	100-75-50	92-96-100%	7035
M32A070C0104404	100-75-50	92-96-100%	5012

H=700 mm



CONFIGURE

CABINET WITH 7 DRAWERS 1X50 2X75 2X100 1X150 1X200

ART.	drawers		RAL
	KG		
M32A085C010AEPD	100-75-50	92-96-100%	7035+7016
M32A085C010AE08	100-75-50	92-96-100%	7035
M32A085C010AE04	100-75-50	92-96-100%	5012

H=850 mm



CONFIGURE

CABINET WITH 7 DRAWERS 2X75 2X100 2X125 1X150

ART.	drawers		RAL
	KG		
M32A085C010ACPD	100-75-50	92-96-100%	7035+7016
M32A085C010AC08	100-75-50	92-96-100%	7035
M32A085C010AC04	100-75-50	92-96-100%	5012

H=850 mm



CONFIGURE

CABINET WITH 8 DRAWERS 4X75 3X100 1X150

ART.	drawers		RAL
M32A085C010AGPD	100-75-50	92-96-100%	7035+7016
M32A085C010AG08	100-75-50	92-96-100%	7035
M32A085C010AG04	100-75-50	92-96-100%	5012

H=850 mm



CONFIGURE

CABINET WITH 7 DRAWERS 1X50 2X75 2X100 1X200 1X300

ART.	drawers		RAL
M32A100C010BNPD	100-75-50	92-96-100%	7035+7016
M32A100C010BN08	100-75-50	92-96-100%	7035
M32A100C010BN04	100-75-50	92-96-100%	5012

H=1000 mm



CONFIGURE

CABINET WITH 7 DRAWERS 2X75 1X100 3X150 1X200

ART.	drawers		RAL
M32A100C010AWPD	100-75-50	92-96-100%	7035+7016
M32A100C010AW08	100-75-50	92-96-100%	7035
M32A100C010AW04	100-75-50	92-96-100%	5012

H=1000 mm



CONFIGURE

CABINET WITH 8 DRAWERS 1X50 2X75 3X100 1X150 1X250

ART.	drawers		RAL
M32A100C010BQPD	100-75-50	92-96-100%	7035+7016
M32A100C010BQ08	100-75-50	92-96-100%	7035
M32A100C010BQ04	100-75-50	92-96-100%	5012

H=1000 mm



INTERNAL DIM. W x D



LOAD CAPACITY



EXTRACTION



RAL 7035 + RAL 7016



RAL 5012



RAL 7035



CONFIGURE

CABINET WITH DOORS WITH 1 DRAWER 1X75 2XPE

ART.	drawers / retractable shelves		RAL
	KG		
M32A100C010BUPD	100-75-50	92-96-100%	7035+7016
M32A100C010BU08	100-75-50	92-96-100%	7035
M32A100C010BU04	100-75-50	92-96-100%	5012
M32A100C010BVPD	200	100%	7035+7016
M32A100C010BV08	200	100%	7035
M32A100C010BV04	200	100%	5012

H=1022 mm



CONFIGURE

CABINET WITH DOORS WITH 2 DRAWERS 2X75 1XPE

ART.	drawers / retractable shelves		RAL
	KG		
M32A100C010BWPD	100-75-50	92-96-100%	7035+7016
M32A100C010BW08	100-75-50	92-96-100%	7035
M32A100C010BW04	100-75-50	92-96-100%	5012
M32A100C010BXPD	200	100%	7035+7016
M32A100C010BX08	200	100%	7035
M32A100C010BX04	200	100%	5012

H=1022 mm



CONFIGURE

CABINET WITH DOORS WITH 3 DRAWERS 3X75 1XPE

ART.	drawers / retractable shelves		RAL
	KG		
M32A100C010BYPD	100-75-50	92-96-100%	7035+7016
M32A100C010BY08	100-75-50	92-96-100%	7035
M32A100C010BY04	100-75-50	92-96-100%	5012
M32A100C010BZPD	200	100%	7035+7016
M32A100C010BZ08	200	100%	7035
M32A100C010BZ04	200	100%	5012

H=1022 mm



CONFIGURE

CABINET WITH DOORS WITH 3 DRAWERS 3X75 2XPE

ART.	drawers / retractable shelves		RAL
	KG		
M32A100C010CAPD	100-75-50	92-96-100%	7035+7016
M32A100C010CA08	100-75-50	92-96-100%	7035
M32A100C010CA04	100-75-50	92-96-100%	5012
M32A100C010CBPD	200	100%	7035+7016
M32A100C010CB08	200	100%	7035
M32A100C010CB04	200	100%	5012

H=1022 mm



CONFIGURE

CABINET WITH DOORS WITH 4 DRAWERS 4X75

ART.	drawers		RAL
M32A100C010CCPD	100-75-50	92-96-100%	7035+7016
M32A100C010CC08	100-75-50	92-96-100%	7035
M32A100C010CC04	100-75-50	92-96-100%	5012
M32A100C010CDPD	200	100%	7035+7016
M32A100C010CD08	200	100%	7035
M32A100C010CD04	200	100%	5012

H=1022 mm



CONFIGURE

CABINET WITH DOORS WITH 5 DRAWERS 5X75

ART.	drawers		RAL
M32A100C010CEPD	100-75-50	92-96-100%	7035+7016
M32A100C010CE08	100-75-50	92-96-100%	7035
M32A100C010CE04	100-75-50	92-96-100%	5012
M32A100C010CFPD	200	100%	7035+7016
M32A100C010CF08	200	100%	7035
M32A100C010CF04	200	100%	5012

H=1022 mm



CONFIGURE

CABINET WITH SLIDING DOORS WITH 2 DRAWERS 2X75 6XPE

ART.	drawers / retractable shelves		RAL
M32D100C010GWPD	100-75-50	92-96-100%	7035+7016
M32D100C010GW08	100-75-50	92-96-100%	7035
M32D100C010GW04	100-75-50	92-96-100%	5012
M32D100C010GXPD	200	100%	7035+7016
M32D100C010GX08	200	100%	7035
M32D100C010GX04	200	100%	5012

H=1022 mm



CONFIGURE

CABINET WITH SLIDING DOORS WITH 4 DRAWERS 4X75 2XPE

ART.	drawers / retractable shelves		RAL
M32D100C010GYPD	100-75-50	92-96-100%	7035+7016
M32D100C010GY08	100-75-50	92-96-100%	7035
M32D100C010GY04	100-75-50	92-96-100%	5012
M32D100C010GZPD	200	100%	7035+7016
M32D100C010GZ08	200	100%	7035
M32D100C010GZ04	200	100%	5012

H=1022 mm



CONFIGURE

CABINET WITH SLIDING DOORS WITH 6 DRAWERS 6X75 2XPE

ART.	drawers / retractable shelves		RAL
M32D100C010HAPD	100-75-50	92-96-100%	7035+7016
M32D100C010HA08	100-75-50	92-96-100%	7035
M32D100C010HA04	100-75-50	92-96-100%	5012
M32D100C010HBPD	200	100%	7035+7016
M32D100C010HB08	200	100%	7035
M32D100C010HB04	200	100%	5012

H=1022 mm

CABINET WITH SLIDING DOORS WITH 8 DRAWERS 8X75

ART.	drawers		RAL
M32D100C010HNPd	100-75-50	92-96-100%	7035+7016
M32D100C010HN08	100-75-50	92-96-100%	7035
M32D100C010HN04	100-75-50	92-96-100%	5012
M32D100C010HPPD	200	100%	7035+7016
M32D100C010HP08	200	100%	7035
M32D100C010HP04	200	100%	5012

H=1022 mm



CONFIGURE

CABINET WITH SLIDING DOORS WITH 4 DRAWERS 4X75 4XPE

ART.	drawers / retractable shelves		RAL
M32D100C010HEPD	100-75-50	92-96-100%	7035+7016
M32D100C010HE08	100-75-50	92-96-100%	7035
M32D100C010HE04	100-75-50	92-96-100%	5012
M32D100C010HFPD	200	100%	7035+7016
M32D100C010HF08	200	100%	7035
M32D100C010HF04	200	100%	5012

H=1022 mm



CONFIGURE

CABINET WITH SLIDING DOORS WITH 10 DRAWERS 10X75

ART.	drawers		RAL
M32D100C010HJPD	100-75-50	92-96-100%	7035+7016
M32D100C010HJ08	100-75-50	92-96-100%	7035
M32D100C010HJ04	100-75-50	92-96-100%	5012
M32D100C010HKPD	200	100%	7035+7016
M32D100C010HK08	200	100%	7035
M32D100C010HK04	200	100%	5012



H=1022 mm



CONFIGURE



CABINET WITH 7 DRAWERS 2XPR 2X75 1X100 3X150 1X200



ART.	drawers		RAL
	 KG		
M32A200C010FSPD	100-75-50	92-96-100%	7035+7016
M32A200C010FS08	100-75-50	92-96-100%	7035
M32A200C010FS04	100-75-50	92-96-100%	5012
M32A200C010FTPD	200	100%	7035+7016
M32A200C010FT08	200	100%	7035
M32A200C010FT04	200	100%	5012

H=2000 mm

CONFIGURE 



CABINET WITH DOORS WITH 3 DRAWERS 2XPR 2X100 1X150 2XPE



ART.	drawers / retractable shelves		RAL
	 KG		
M32A200C010FWPD	100-75-50	92-96-100%	7035+7016
M32A200C010FW08	100-75-50	92-96-100%	7035
M32A200C010FW04	100-75-50	92-96-100%	5012
M32A200C010FXPD	200	100%	7035+7016
M32A200C010FX08	200	100%	7035
M32A200C010FX04	200	100%	5012

H=2000 mm

CONFIGURE 



CABINET WITH DOORS WITH 7 DRAWERS 3XPR 2X75 1X100 3X150 1X200

ART.	drawers		RAL
	 KG		
M32A200C010FYPD	100-75-50	92-96-100%	7035+7016
M32A200C010FY08	100-75-50	92-96-100%	7035
M32A200C010FY04	100-75-50	92-96-100%	5012
M32A200C010FZPD	200	100%	7035+7016
M32A200C010FZ08	200	100%	7035
M32A200C010FZ04	200	100%	5012

H=2000 mm

CONFIGURE 

PE: RETRACTABLE SHELF
PR: ADJUSTABLE SHELF



INTERNAL DIM. W x D

LOAD CAPACITY

EXTRACTION

RAL 7035 + RAL 7016

RAL 5012

RAL 7035



CONFIGURE

CABINET WITH WHEELS WITH 5 DRAWERS 1X50 2X100 1X150 1X200

ART.	drawers		RAL
M32R070C01040PD	100-75-50	92-96-100%	7035+7016
M32R070C0104008	100-75-50	92-96-100%	7035
M32R070C0104004	100-75-50	92-96-100%	5012

H=922 mm

Wheels: Standard rubber Ø 125 mm
Cabinet capacity: 300 kg



CONFIGURE

CABINET WITH WHEELS WITH 5 DRAWERS 2X75 2X100 1X250

ART.	drawers		RAL
M32R070C01042PD	100-75-50	92-96-100%	7035+7016
M32R070C0104208	100-75-50	92-96-100%	7035
M32R070C0104204	100-75-50	92-96-100%	5012

H=922 mm

Wheels: Standard rubber Ø 125 mm
Cabinet capacity: 300 kg



CONFIGURE

CABINET WITH WHEELS WITH 6 DRAWERS 2X75 3X100 1X150

ART.	drawers		RAL
M32R070C01044PD	100-75-50	92-96-100%	7035+7016
M32R070C0104408	100-75-50	92-96-100%	7035
M32R070C0104404	100-75-50	92-96-100%	5012

H=922 mm

Wheels: Standard rubber Ø 125 mm
Cabinet capacity: 300 kg



DRAWER H 50 mm

Set consisting of 12 x 36 mm
4-channel dividers and 65 transversal
dividers



DRAWER H 75 mm

Set for thermoformed items



DRAWER H 200 mm

Set consisting of 2 x 455 mm
longitudinal slotted dividers and 3 x
200 mm transversal dividers



DRAWER H 300 mm

Set consisting of 1 x 455 mm
longitudinal slotted divider

Tools and thermoformed items not included



INTERNAL DIM. W x D



LOAD CAPACITY



EXTRACTION



RAL 7035 + RAL 7016



RAL 5012



RAL 7035



DIVIDING MATERIAL



ART.	Suitable for drawer H mm	components	
FFH10051500	50/300	20 x Transversal divider W=36 mm 20 x Transversal divider W=47 mm 6 x 3-channel divider 5 x 4-channel divider 1 x Allen key holder	



ART.	Suitable for drawer H mm	components	
FFH10051000	50/300	3 x 3-channel divider 9 x 4-channel divider 12 x Transversal divider W=47 mm 36 x Transversal divider W=36 mm	



ART.	Suitable for drawer H mm	components	
FFH10051300	50/300	18 x Transversal divider W=47 mm 12 x Transversal divider W=73 mm 6 x 2-channel divider 6 x 3-channel divider	



ART.	Suitable for drawer H mm	components	
FFH10052100	50/300	12 x 4-channel divider 65 x Transversal divider W=36 mm	



ART.	Suitable for drawer H mm	components	
FFH10051600	50	12 x 150x75 mm Divider box 6 x 150x150 mm Divider box	
FFH10071600	75		
FFH10101600	100/125		



ART.	Suitable for drawer H mm	components	
FFH10051800	50	16 x 75x75 mm Divider box 8 x 150x75 mm Divider box 4 x 150x150 mm Divider box	
FFH10071800	75		



DIVIDING MATERIAL




ART.	Suitable for drawer H mm	components	
FFH10050500	50	2 x Longitudinal slotted divider W=457 mm 3 x Transversal divider w=202 mm	
FFH10070500	75		
FFH10100500	100/125		
FFH10150500	150/175		
FFH10200500	200/250		
FFH10300500	300		



ART.	Suitable for drawer H mm	components	
FFH10050300	50	3 x Longitudinal slotted divider W=457 mm 8 x Transversal divider W=151 mm	
FFH10070300	75		
FFH10100300	100/125		
FFH10150300	150/175		
FFH10200300	200/250		



ART.	Suitable for drawer H mm	components	
FFH10052200	50	5 x Longitudinal slotted divider W=457 mm 18 x Transversal divider W=100 mm	
FFH10072200	75		
FFH10102200	100/125		
FFH10152200	150/175		



ART.	Suitable for drawer H mm	components	
FFH84051300	50	2 x Longitudinal divider without slots W=457 mm	
FFH84071300	75		
FFH84101300	100/125		
FFH84151300	150/175		
FFH84201300	200/250		





CONFIGURE

CABINET WITH 5 DRAWERS 3X100 1X150 1X300

ART.	drawers		RAL
M52A085C010AKPD	100-75-50	92-96-100%	7035+7016
M52A085C010AK08	100-75-50	92-96-100%	7035
M52A085C010AK04	100-75-50	92-96-100%	5012
M52A085C010ALPD	200	100%	7035+7016
M52A085C010AL08	200	100%	7035
M52A085C010AL04	200	100%	5012

H=850 mm



CONFIGURE

CABINET WITH 6 DRAWERS 2X75 2X100 1X150 1X250

ART.	drawers		RAL
M52A085C010AMPD	100-75-50	92-96-100%	7035+7016
M52A085C010AM08	100-75-50	92-96-100%	7035
M52A085C010AM04	100-75-50	92-96-100%	5012
M52A085C010ANPD	200	100%	7035+7016
M52A085C010AN08	200	100%	7035
M52A085C010AN04	200	100%	5012

H=850 mm



CONFIGURE

CABINET WITH 7 DRAWERS 1X50 2X75 2X100 1X150 1X200

ART.	drawers		RAL
M52A085C010AEPD	100-75-50	92-96-100%	7035+7016
M52A085C010AE08	100-75-50	92-96-100%	7035
M52A085C010AE04	100-75-50	92-96-100%	5012
M52A085C010AFPD	200	100%	7035+7016
M52A085C010AF08	200	100%	7035
M52A085C010AF04	200	100%	5012

H=850 mm Drawers with H=50 mm are all with flexible extraction



CONFIGURE

CABINET WITH 6 DRAWERS 3X100 2X150 1X300

ART.	drawers		RAL
M52A100C010CQPD	100-75-50	92-96-100%	7035+7016
M52A100C010CQ08	100-75-50	92-96-100%	7035
M52A100C010CQ04	100-75-50	92-96-100%	5012
M52A100C010CRPD	200	100%	7035+7016
M52A100C010CR08	200	100%	7035
M52A100C010CR04	200	100%	5012

H=1000 mm



CABINET WITH 7 DRAWERS 2X75 1X100 3X150 1X200



CONFIGURE

ART.	drawers		RAL
M52A100C010AWPD	100-75-50	92-96-100%	7035+7016
M52A100C010AW08	100-75-50	92-96-100%	7035
M52A100C010AW04	100-75-50	92-96-100%	5012
M52A100C010BHPD	200	100%	7035+7016
M52A100C010BH08	200	100%	7035
M52A100C010BH04	200	100%	5012

H=1000 mm

CABINET WITH 8 DRAWERS 2X75 4X100 1X150 1X200



CONFIGURE

ART.	drawers		RAL
M52A100C010CNPD	100-75-50	92-96-100%	7035+7016
M52A100C010CN08	100-75-50	92-96-100%	7035
M52A100C010CN04	100-75-50	92-96-100%	5012
M52A100C010CPPD	200	100%	7035+7016
M52A100C010CP08	200	100%	7035
M52A100C010CP04	200	100%	5012

H=1000 mm

CABINET WITH 9 DRAWERS 2X75 2X100 1X150 3X200 1X300



CONFIGURE

ART.	drawers		RAL
M52A150C010FLPD	100-75-50	92-96-100%	7035+7016
M52A150C010FL08	100-75-50	92-96-100%	7035
M52A150C010FL04	100-75-50	92-96-100%	5012
M52A150C010FMPD	200	100%	7035+7016
M52A150C010FM08	200	100%	7035
M52A150C010FM04	200	100%	5012

H=1500 mm

CABINET WITH 10 DRAWERS 2X75 3X100 1X150 4X200



CONFIGURE

ART.	drawers		RAL
M52A150C010FNPD	100-75-50	92-96-100%	7035+7016
M52A150C010FN08	100-75-50	92-96-100%	7035
M52A150C010FN04	100-75-50	92-96-100%	5012
M52A150C010FPPD	200	100%	7035+7016
M52A150C010FP08	200	100%	7035
M52A150C010FP04	200	100%	5012

H=1500 mm



INTERNAL DIM. WxD

LOAD CAPACITY

EXTRACTION

RAL 7035 + RAL 7016

RAL 5012

RAL 7035



CONFIGURE

CABINET WITH 11 DRAWERS 2X75 4X100 3X150 2X200

ART.	drawers		RAL
M52A150C010FQPD	100-75-50	92-96-100%	7035+7016
M52A150C010FQ08	100-75-50	92-96-100%	7035
M52A150C010FQ04	100-75-50	92-96-100%	5012
M52A150C010FRPD	200	100%	7035+7016
M52A150C010FR08	200	100%	7035
M52A150C010FR04	200	100%	5012

H=1500 mm



CONFIGURE

CABINET WITH 7 DRAWERS 2XPR 2X75 1X100 3X150 1X200

ART.	drawers		RAL
M52A200C010FSPD	100-75-50	92-96-100%	7035+7016
M52A200C010FS08	100-75-50	92-96-100%	7035
M52A200C010FS04	100-75-50	92-96-100%	5012
M52A200C010FTPD	200	100%	7035+7016
M52A200C010FT08	200	100%	7035
M52A200C010FT04	200	100%	5012

H=2000 mm



CONFIGURE

CABINET WITH DOORS WITH 3 DRAWERS 2XPR 2X100 1X150 2XPE

ART.	drawers / retractable shelves		RAL
M52A200C010FWPD	100-75-50	92-96-100%	7035+7016
M52A200C010FW08	100-75-50	92-96-100%	7035
M52A200C010FW04	100-75-50	92-96-100%	5012
M52A200C010FXPD	200	100%	7035+7016
M52A200C010FX08	200	100%	7035
M52A200C010FX04	200	100%	5012

H=2000 mm



CABINET WITH DOORS WITH 7 DRAWERS 3XPR 2X75 1X100 3X150 1X200

ART.	drawers		RAL
M52A200C010FYPD	100-75-50	92-96-100%	7035+7016
M52A200C010FY08	100-75-50	92-96-100%	7035
M52A200C010FY04	100-75-50	92-96-100%	5012
M52A200C010FZPD	200	100%	7035+7016
M52A200C010FZ08	200	100%	7035
M52A200C010FZ04	200	100%	5012

H=2000 mm

CONFIGURE



CABINET WITH WHEELS WITH 4 DRAWERS 1X100 2X150 1X200

ART.	drawers		RAL
M52R070C01049PD	100-75-50	92-96-100%	7035+7016
M52R070C0104908	100-75-50	92-96-100%	7035
M52R070C0104904	100-75-50	92-96-100%	5012

H=922 mm

Wheels: Elastic rubber Ø 125 mm
Cabinet capacity: 750 kg

CONFIGURE



CABINET WITH WHEELS WITH 5 DRAWERS 2X75 1X100 1X150 1X200

ART.	drawers		RAL
M52R070C01031PD	100-75-50	92-96-100%	7035+7016
M52R070C0103108	100-75-50	92-96-100%	7035
M52R070C0103104	100-75-50	92-96-100%	5012

H=922 mm

Wheels: Elastic rubber Ø 125 mm
Cabinet capacity: 750 kg

CONFIGURE



CABINET WITH WHEELS WITH 6 DRAWERS 2X75 3X100 1X150

ART.	drawers		RAL
M52R070C01044PD	100-75-50	92-96-100%	7035+7016
M52R070C0104408	100-75-50	92-96-100%	7035
M52R070C0104404	100-75-50	92-96-100%	5012

H=922 mm

Wheels: Elastic rubber Ø 125 mm
Cabinet capacity: 750 kg

CONFIGURE





DIVIDING MATERIAL



ART.	Suitable for drawer H mm	components	
FFH40051200	50/300	15 x Transversal divider W=36 mm 10 x Transversal divider W=47 mm 6 x Transversal divider W=73 mm 6 x 2-channel divider 6 x 3-channel divider 6 x 4-channel divider	



ART.	Suitable for drawer H mm	components	
FFH40051500	50/300	30 x Transversal divider W=36 mm 10 x Transversal divider W=47 mm 6 x 3-channel divider 12 x 4-channel divider	



ART.	Suitable for drawer H mm	components	
FFH40051100	50	18 x 150x150 mm Divider box	
FFH40071100	75		
FFH40101100	100/125		



ART.	Suitable for drawer H mm	components	
FFH40051300	50	12 x 150x75 mm Divider box 12 x 150x150 mm Divider box	
FFH40071300	75		
FFH40101300	100/125		



ART.	Suitable for drawer H mm	components	
FFH40051600	50	20 x 75x75 mm Divider box 14 x 150x75 mm Divider box 6 x 150x150 mm Divider box	
FFH40071600	75		



ART.	Suitable for drawer H mm	components	
FFH40050300	50	5 x Longitudinal slotted divider W=457 mm 12 x Transversal divider W=151 mm	
FFH40070300	75		
FFH40100300	100/125		
FFH40150300	150/175		
FFH40200300	200/250		



DIVIDING MATERIAL



ART.	Suitable for drawer H mm	components
FFH40050500	50	4 x Longitudinal slotted divider W=457 mm 2 x Transversal divider W=151 mm 3 x Transversal divider W=202 mm
FFH40070500	75	
FFH40100500	100/125	
FFH40150500	150/175	
FFH40200500	200/250	



ART.	Suitable for drawer H mm	components
FFH40052000	50	2 x Longitudinal slotted divider W=457 mm 2 x Transversal divider W=304 mm
FFH40072000	75	
FFH40102000	100/125	
FFH40152000	150/175	
FFH40202000	200/250	
FFH40302000	300	



ART.	Suitable for drawer H mm	components
FFH40050600	50	7 x Longitudinal slotted divider W=457 mm 12 x Transversal divider W=100 mm 2 x Transversal divider W=151 mm
FFH40070600	75	
FFH40100600	100/125	





CONFIGURE

CABINET WITH 1 DRAWER 1X100

ART.	drawers		RAL
M23A020C01005PD	100-75-50	92-96-100%	7035+7016
M23A020C0100508	100-75-50	92-96-100%	7035
M23A020C0100504	100-75-50	92-96-100%	5012

H=200 mm



CONFIGURE

CABINET WITH 1 DRAWER 1X200

ART.	drawers		RAL
M23A030C01006PD	100-75-50	92-96-100%	7035+7016
M23A030C0100608	100-75-50	92-96-100%	7035
M23A030C0100604	100-75-50	92-96-100%	5012

H=300 mm



CONFIGURE

CABINET WITH 3 DRAWERS 1X50 1X100 1X150

ART.	drawers		RAL
M23A040C01001PD	100-75-50	92-96-100%	7035+7016
M23A040C0100108	100-75-50	92-96-100%	7035
M23A040C0100104	100-75-50	92-96-100%	5012

H=400 mm



CONFIGURE

CABINET WITH 3 DRAWERS 2X75 1X150

ART.	drawers		RAL
M23A040C01002PD	100-75-50	92-96-100%	7035+7016
M23A040C0100208	100-75-50	92-96-100%	7035
M23A040C0100204	100-75-50	92-96-100%	5012

H=400 mm



CONFIGURE

CABINET WITH 4 DRAWERS 2X75 1X150 1X200

ART.	drawers		RAL
M23A060C01020PD	100-75-50	92-96-100%	7035+7016
M23A060C0102008	100-75-50	92-96-100%	7035
M23A060C0102004	100-75-50	92-96-100%	5012

H=600 mm



CONFIGURE

CABINET WITH 5 DRAWERS 1X50 2X75 1X100 1X200

ART.	drawers		RAL
M23A060C01021PD	100-75-50	92-96-100%	7035+7016
M23A060C0102108	100-75-50	92-96-100%	7035
M23A060C0102104	100-75-50	92-96-100%	5012

H=600 mm



CONFIGURE

CABINET WITH 5 DRAWERS 2X75 1X100 1X150 1X200

ART.	drawers		RAL
M23A070C01031PD	100-75-50	92-96-100%	7035+7016
M23A070C0103108	100-75-50	92-96-100%	7035
M23A070C0103104	100-75-50	92-96-100%	5012

H=700 mm



CONFIGURE

CABINET WITH 4 DRAWERS 1X100 2X150 1X200

ART.	drawers		RAL
M23A070C01049PD	100-75-50	92-96-100%	7035+7016
M23A070C0104908	100-75-50	92-96-100%	7035
M23A070C0104904	100-75-50	92-96-100%	5012

H=700 mm



CONFIGURE

CABINET WITH 6 DRAWERS 1X50 2X75 2X100 1X200

ART.	drawers		RAL
M23A070C01032PD	100-75-50	92-96-100%	7035+7016
M23A070C0103208	100-75-50	92-96-100%	7035
M23A070C0103204	100-75-50	92-96-100%	5012

H=700 mm



CONFIGURE

CABINET WITH 4 DRAWERS 2X100 1X200 1X300

ART.	drawers		RAL
M23A080C01055PD	100-75-50	92-96-100%	7035+7016
M23A080C0105508	100-75-50	92-96-100%	7035
M23A080C0105504	100-75-50	92-96-100%	5012

H=800 mm





CONFIGURE

CABINET WITH 5 DRAWERS 1X50 2X100 1X150 1X300

ART.	drawers		RAL
M23A080C01054PD	100-75-50	92-96-100%	7035+7016
M23A080C0105408	100-75-50	92-96-100%	7035
M23A080C0105404	100-75-50	92-96-100%	5012

H=800 mm



CONFIGURE

CABINET WITH 6 DRAWERS 2X75 2X100 1X150 1X200

ART.	drawers		RAL
M23A080C01056PD	100-75-50	92-96-100%	7035+7016
M23A080C0105608	100-75-50	92-96-100%	7035
M23A080C0105604	100-75-50	92-96-100%	5012

H=800 mm



CONFIGURE

CABINET WITH 7 DRAWERS 1X50 2X75 2X100 2X150

ART.	drawers		RAL
M23A080C01066PD	100-75-50	92-96-100%	7035+7016
M23A080C0106608	100-75-50	92-96-100%	7035
M23A080C0106604	100-75-50	92-96-100%	5012

H=800 mm



CONFIGURE

CABINET WITH 7 DRAWERS 2X75 4X100 1X150

ART.	drawers		RAL
M23A080C01065PD	100-75-50	92-96-100%	7035+7016
M23A080C0106508	100-75-50	92-96-100%	7035
M23A080C0106504	100-75-50	92-96-100%	5012

H=800 mm



CONFIGURE

CABINET WITH DOOR WITH 1 DRAWER 1X75 1XPR 1XPE

ART.	drawers / retractable shelves		RAL
M23A080C01069PD	100-75-50	92-96-100%	7035+7016
M23A080C0106908	100-75-50	92-96-100%	7035
M23A080C0106904	100-75-50	92-96-100%	5012

H=800 mm



CONFIGURE

CABINET WITH 4 DRAWERS 3X150 1X300

ART.	drawers		RAL
M23A085C010AQPDP	100-75-50	92-96-100%	7035+7016
M23A085C010AQ08	100-75-50	92-96-100%	7035
M23A085C010AQ04	100-75-50	92-96-100%	5012

H=850 mm



CONFIGURE

CABINET WITH 5 DRAWERS 1X50 2X100 1X200 1X300

ART.	drawers		RAL
M23A085C01093PD	100-75-50	92-96-100%	7035+7016
M23A085C0109308	100-75-50	92-96-100%	7035
M23A085C0109304	100-75-50	92-96-100%	5012

H=850 mm



CONFIGURE

CABINET WITH 5 DRAWERS 2X100 1X150 2X200

ART.	drawers		RAL
M23A085C01090PD	100-75-50	92-96-100%	7035+7016
M23A085C0109008	100-75-50	92-96-100%	7035
M23A085C0109004	100-75-50	92-96-100%	5012

H=850 mm



CONFIGURE

CABINET WITH 6 DRAWERS 1X75 3X100 1X125 1X250

ART.	drawers		RAL
M23A085C01094PD	100-75-50	92-96-100%	7035+7016
M23A085C0109408	100-75-50	92-96-100%	7035
M23A085C0109404	100-75-50	92-96-100%	5012

H=850 mm



CONFIGURE

CABINET WITH 6 DRAWERS 1X50 2X100 2X150 1X200

ART.	drawers		RAL
M23A085C01091PD	100-75-50	92-96-100%	7035+7016
M23A085C0109108	100-75-50	92-96-100%	7035
M23A085C0109104	100-75-50	92-96-100%	5012

H=850 mm

PE: RETRACTABLE SHELF
PR: ADJUSTABLE SHELF



INTERNAL DIM. W x D



LOAD CAPACITY



EXTRACTION



RAL 7035 + RAL 7016



RAL 5012



RAL 7035



CONFIGURE

CABINET WITH 7 DRAWERS 1X50 2X75 2X100 1X150 1X200

ART.	drawers		RAL
M23A085C010AEPD	100-75-50	92-96-100%	7035+7016
M23A085C010AE08	100-75-50	92-96-100%	7035
M23A085C010AE04	100-75-50	92-96-100%	5012

H=850 mm



CONFIGURE

CABINET WITH 7 DRAWERS 2X75 3X100 2X150

ART.	drawers		RAL
M23A085C01095PD	100-75-50	92-96-100%	7035+7016
M23A085C0109508	100-75-50	92-96-100%	7035
M23A085C0109504	100-75-50	92-96-100%	5012

H=850 mm



CONFIGURE

CABINET WITH 8 DRAWERS 1X50 2X75 4X100 1X150

ART.	drawers		RAL
M23A085C01087PD	100-75-50	92-96-100%	7035+7016
M23A085C0108708	100-75-50	92-96-100%	7035
M23A085C0108704	100-75-50	92-96-100%	5012

H=850 mm



CONFIGURE

CABINET WITH WHEELS WITH 4 DRAWERS 2X75 1X150 1X200

ART.	drawers		RAL
M23R060C01020PD	100-75-50	92-96-100%	7035+7016
M23R060C0102008	100-75-50	92-96-100%	7035
M23R060C0102004	100-75-50	92-96-100%	5012

H=822 mm

Wheels: Standard rubber Ø 125 mm
Cabinet capacity: 300 kg



CONFIGURE

CABINET WITH WHEELS WITH 5 DRAWERS 1X50 2X75 1X100 1X200

ART.	drawers		RAL
M23R060C01021PD	100-75-50	92-96-100%	7035+7016
M23R060C0102108	100-75-50	92-96-100%	7035
M23R060C0102104	100-75-50	92-96-100%	5012

H=822 mm

Wheels: Standard rubber Ø 125 mm
Cabinet capacity: 300 kg



CONFIGURE

CABINET WITH WHEELS WITH 6 DRAWERS 4X75 2X100

ART.	drawers		RAL
M23R060C01022PD	100-75-50	92-96-100%	7035+7016
M23R060C0102208	100-75-50	92-96-100%	7035
M23R060C0102204	100-75-50	92-96-100%	5012

H=822 mm Wheels: Standard rubber Ø 125 mm
Cabinet capacity: 300 kg



CONFIGURE

CABINET WITH WHEELS WITH 5 DRAWERS 2X75 1X100 1X150 1X200

ART.	drawers		RAL
M23R070C01031PD	100-75-50	92-96-100%	7035+7016
M23R070C0103108	100-75-50	92-96-100%	7035
M23R070C0103104	100-75-50	92-96-100%	5012

H=922 mm Wheels: Standard rubber Ø 125 mm
Cabinet capacity: 300 kg



CONFIGURE

CABINET WITH WHEELS WITH 6 DRAWERS 1X50 2X75 2X100 1X200

ART.	drawers		RAL
M23R070C01032PD	100-75-50	92-96-100%	7035+7016
M23R070C0103208	100-75-50	92-96-100%	7035
M23R070C0103204	100-75-50	92-96-100%	5012

H=922 mm Wheels: Standard rubber Ø 125 mm
Cabinet capacity: 300 kg



CONFIGURE

CABINET WITH WHEELS WITH 5 DRAWERS 1X50 2X100 1X150 1X300

ART.	drawers		RAL
M23R080C01054PD	100-75-50	92-96-100%	7035+7016
M23R080C0105408	100-75-50	92-96-100%	7035
M23R080C0105404	100-75-50	92-96-100%	5012

H=1022 mm Wheels: Standard rubber Ø 125 mm
Cabinet capacity: 300 kg



CONFIGURE

CABINET WITH WHEELS WITH 5 DRAWERS 3X100 2X200

ART.	drawers		RAL
M23R080C01063PD	100-75-50	92-96-100%	7035+7016
M23R080C0106308	100-75-50	92-96-100%	7035
M23R080C0106304	100-75-50	92-96-100%	5012

H=1022 mm Wheels: Standard rubber Ø 125 mm
Cabinet capacity: 300 kg



INTERNAL DIM. W x D



LOAD CAPACITY



EXTRACTION



RAL 7035 + RAL 7016



RAL 5012



RAL 7035



CONFIGURE

CABINET WITH WHEELS WITH 7 DRAWERS 2X75 4X100 1X150

ART.	drawers		RAL
M23R080C01065PD	100-75-50	92-96-100%	7035+7016
M23R080C0106508	100-75-50	92-96-100%	7035
M23R080C0106504	100-75-50	92-96-100%	5012

H=1022 mm

Wheels: Standard rubber Ø 125 mm
Cabinet capacity: 300 kg



CONFIGURE

CABINET WITH WHEELS WITH 7 DRAWERS 1X50 2X75 2X100 2X150

ART.	drawers		RAL
M23R080C01066PD	100-75-50	92-96-100%	7035+7016
M23R080C0106608	100-75-50	92-96-100%	7035
M23R080C0106604	100-75-50	92-96-100%	5012

H=1022 mm

Wheels: Standard rubber Ø 125 mm
Cabinet capacity: 300 kg





Tools and thermoformed items not included



DRAWER H 50 mm
Set consisting of 12 x 36 mm 4-channel dividers and 65 transversal dividers



DRAWER H 75 mm
Set for thermoformed items



DRAWER H 150 mm
Set consisting of 2 x 610 mm longitudinal slotted dividers and 3 x 149 mm transversal dividers



INTERNAL DIM. W x D



LOAD CAPACITY



EXTRACTION



RAL 7035 + RAL 7016



RAL 5012



RAL 7035



DIVIDING MATERIAL



ART.	Suitable for drawer H mm	components	
FFH86050100	50/300	50 x Transversal divider W=36 mm 12 x 4-channel divider	



ART.	Suitable for drawer H mm	components	
FFH86050200	50/300	4 x 4-channel divider 8 x 3-channel divider 20 x Transversal divider W=36 mm 10 x Transversal divider W=47 mm	



ART.	Suitable for drawer H mm	components	
FFH86050300	50/300	4 x 3-channel divider 8 x 2-channel divider 20 x Transversal divider W=47 mm 10 x Transversal divider W=73 mm	



ART.	Suitable for drawer H mm	components	
FFH86051600	50	16 x 75x75 mm Divider box with fixed partition	
FFH86071600	75	16 x 75x75 mm Divider box 4 x 150x75 mm Divider box 2 x 150x150 mm Divider box	



ART.	Suitable for drawer H mm	components	
FFH86051700	50	16 x 75x75 mm Divider box	
FFH86071700	75	8 x 150x75 mm Divider box 4 x 150x150 mm Divider box	



ART.	Suitable for drawer H mm	components	
FFH86051800	50		
FFH86071800	75	12 x 150x75 mm Divider box 6 x 150x150 mm Divider box	
FFH86101800	100/125		



DIVIDING MATERIAL



ART.	Suitable for drawer H mm	components	
FFH86050700	50	1 x Longitudinal slotted divider W=610 mm 1 x Transversal divider W=202 mm 1 x Transversal divider W=253 mm	
FFH86070700	75		
FFH86100700	100/125		
FFH86150700	150/175		
FFH86200700	200/250		
FFH86300700	300		



ART.	Suitable for drawer H mm	components	
FFH86050800	50	2 x Longitudinal slotted divider W=610 mm 3 x Transversal divider W=151 mm	
FFH86070800	75		
FFH86100800	100/125		
FFH86150800	150/175		
FFH86200800	200/250		
FFH86300800	300		




ART.	Suitable for drawer H mm	components	
FFH86050900	50	2 x Longitudinal slotted divider W=610 mm 10 x Transversal divider W=151 mm	
FFH86070900	75		
FFH86100900	100/125		
FFH86150900	150/175		
FFH86200900	200/250		



ART.	Suitable for drawer H mm	components	
FFH86051000	50	3 x Longitudinal slotted divider W=610 mm 6 x Transversal divider W=100 mm 2 x Transversal divider W=151 mm	
FFH86071000	75		
FFH86101000	100/125		
FFH86151000	150/175		



ART.	Suitable for drawer H mm	components	
FFH86051300	50	2 x Longitudinal divider without slots W=610 mm	
FFH86071300	75		
FFH86101300	100/125		
FFH86151300	150/175		
FFH86201300	200/250		
FFH86301300	300		



ART.	Suitable for drawer H mm	components	
FFH86051900	50/300	2 x Multi-purpose tool holder	



CABINET WITH 4 DRAWERS 1X100 2X150 1X300



ART.	drawers		RAL
	KG		
M33A080C01072PD	100-75-50	92-96-100%	7035+7016
M33A080C0107208	100-75-50	92-96-100%	7035
M33A080C0107204	100-75-50	92-96-100%	5012

H=800 mm

CONFIGURE

CABINET WITH 6 DRAWERS 2X75 2X100 1X150 1X200



ART.	drawers		RAL
	KG		
M33A080C01056PD	100-75-50	92-96-100%	7035+7016
M33A080C0105608	100-75-50	92-96-100%	7035
M33A080C0105604	100-75-50	92-96-100%	5012

H=800 mm

CONFIGURE

CABINET WITH 4 DRAWERS 1X100 1X150 1X200 1X300



ART.	drawers		RAL
	KG		
M33A085C01092PD	100-75-50	92-96-100%	7035+7016
M33A085C0109208	100-75-50	92-96-100%	7035
M33A085C0109204	100-75-50	92-96-100%	5012
M33A085C010ASPD	200	100%	7035+7016
M33A085C010AS08	200	100%	7035
M33A085C010AS04	200	100%	5012

H=850 mm

CONFIGURE

CABINET WITH 5 DRAWERS 1X50 2X100 1X200 1X300



ART.	drawers		RAL
	KG		
M33A085C01093PD	100-75-50	92-96-100%	7035+7016
M33A085C0109308	100-75-50	92-96-100%	7035
M33A085C0109304	100-75-50	92-96-100%	5012
M33A085C010ATPD	200	100%	7035+7016
M33A085C010AT08	200	100%	7035
M33A085C010AT04	200	100%	5012

H=850 mm Drawers with H=50 mm are all with flexible extraction

CONFIGURE



CONFIGURE

CABINET WITH 5 DRAWERS 1X100 3X150 1X200

ART.	drawers		RAL
M33A085C01088PD	100-75-50	92-96-100%	7035+7016
M33A085C0108808	100-75-50	92-96-100%	7035
M33A085C0108804	100-75-50	92-96-100%	5012
M33A085C010APPD	200	100%	7035+7016
M33A085C010AP08	200	100%	7035
M33A085C010AP04	200	100%	5012

H=850 mm



CONFIGURE

CABINET WITH 7 DRAWERS 1X50 2X75 2X100 1X150 1X200

ART.	drawers		RAL
M33A085C010AEPD	100-75-50	92-96-100%	7035+7016
M33A085C010AE08	100-75-50	92-96-100%	7035
M33A085C010AE04	100-75-50	92-96-100%	5012
M33A085C010AFPD	200	100%	7035+7016
M33A085C010AF08	200	100%	7035
M33A085C010AF04	200	100%	5012

H=850 mm Drawers with H=50 mm are all with flexible extraction



CONFIGURE

CABINET WITH 7 DRAWERS 2X75 3X100 2X150

ART.	drawers		RAL
M33A085C01095PD	100-75-50	92-96-100%	7035+7016
M33A085C0109508	100-75-50	92-96-100%	7035
M33A085C0109504	100-75-50	92-96-100%	5012
M33A085C010AUPD	200	100%	7035+7016
M33A085C010AU08	200	100%	7035
M33A085C010AU04	200	100%	5012

H=850 mm



CONFIGURE

CABINET WITH 8 DRAWERS 1X50 2X75 4X100 1X150

ART.	drawers		RAL
M33A085C01087PD	100-75-50	92-96-100%	7035+7016
M33A085C0108708	100-75-50	92-96-100%	7035
M33A085C0108704	100-75-50	92-96-100%	5012
M33A085C010AVPD	200	100%	7035+7016
M33A085C010AV08	200	100%	7035
M33A085C010AV04	200	100%	5012

H=850 mm Drawers with H=50 mm are all with flexible extraction



INTERNAL DIM. W x D



LOAD CAPACITY



EXTRACTION



RAL 7035 + RAL 7016



RAL 5012



RAL 7035



CONFIGURE

CABINET WITH 6 DRAWERS 1X50 3X150 2X200

ART.	drawers		RAL
M33A100C010CZPD	100-75-50	92-96-100%	7035+7016
M33A100C010CZ08	100-75-50	92-96-100%	7035
M33A100C010CZ04	100-75-50	92-96-100%	5012
M33A100C010DAPD	200	100%	7035+7016
M33A100C010DA08	200	100%	7035
M33A100C010DA04	200	100%	5012

H=1000 mm Drawers with H=50 mm are all with flexible extraction



CONFIGURE

CABINET WITH 6 DRAWERS 1X100 4X150 1X200

ART.	drawers		RAL
M33A100C010DBPD	100-75-50	92-96-100%	7035+7016
M33A100C010DB08	100-75-50	92-96-100%	7035
M33A100C010DB04	100-75-50	92-96-100%	5012
M33A100C010DCPD	200	100%	7035+7016
M33A100C010DC08	200	100%	7035
M33A100C010DC04	200	100%	5012

H=1000 mm



CONFIGURE

CABINET WITH 7 DRAWERS 1X50 2X75 2X100 1X200 1X300

ART.	drawers		RAL
M33A100C010BNPD	100-75-50	92-96-100%	7035+7016
M33A100C010BN08	100-75-50	92-96-100%	7035
M33A100C010BN04	100-75-50	92-96-100%	5012
M33A100C010BPPD	200	100%	7035+7016
M33A100C010BP08	200	100%	7035
M33A100C010BP04	200	100%	5012

H=1000 mm Drawers with H=50 mm are all with flexible extraction



CONFIGURE

CABINET WITH 7 DRAWERS 2X75 1X100 3X150 1X200

ART.	drawers		RAL
M33A100C010AWPD	100-75-50	92-96-100%	7035+7016
M33A100C010AW08	100-75-50	92-96-100%	7035
M33A100C010AW04	100-75-50	92-96-100%	5012
M33A100C010BHPD	200	100%	7035+7016
M33A100C010BH08	200	100%	7035
M33A100C010BH04	200	100%	5012

H=1000 mm



CONFIGURE

CABINET WITH 8 DRAWERS 1X50 2X75 2X100 2X150 1X200

ART.	drawers		RAL
M33A100C010CUPD	100-75-50	92-96-100%	7035+7016
M33A100C010CU08	100-75-50	92-96-100%	7035
M33A100C010CU04	100-75-50	92-96-100%	5012
M33A100C010CVPD	200	100%	7035+7016
M33A100C010CV08	200	100%	7035
M33A100C010CV04	200	100%	5012

H=1000 mm Drawers with H=50 mm are all with flexible extraction



CONFIGURE

CABINET WITH 8 DRAWERS 2X75 3X100 3X150

ART.	drawers		RAL
M33A100C010DDPD	100-75-50	92-96-100%	7035+7016
M33A100C010DD08	100-75-50	92-96-100%	7035
M33A100C010DD04	100-75-50	92-96-100%	5012
M33A100C010DEPD	200	100%	7035+7016
M33A100C010DE08	200	100%	7035
M33A100C010DE04	200	100%	5012

H=1000 mm



CONFIGURE

CABINET WITH 9 DRAWERS 9X100

ART.	drawers		RAL
M33A100C010BLPD	100-75-50	92-96-100%	7035+7016
M33A100C010BL08	100-75-50	92-96-100%	7035
M33A100C010BL04	100-75-50	92-96-100%	5012
M33A100C010BMPD	200	100%	7035+7016
M33A100C010BM08	200	100%	7035
M33A100C010BM04	200	100%	5012

H=1000 mm



CONFIGURE

CABINET WITH 10 DRAWERS 1X50 2X75 7X100

ART.	drawers		RAL
M33A100C010DFPD	100-75-50	92-96-100%	7035+7016
M33A100C010DF08	100-75-50	92-96-100%	7035
M33A100C010DF04	100-75-50	92-96-100%	5012
M33A100C010DGPD	200	100%	7035+7016
M33A100C010DG08	200	100%	7035
M33A100C010DG04	200	100%	5012

H=1000 mm Drawers with H=50 mm are all with flexible extraction



INTERNAL DIM. W x D



LOAD CAPACITY



EXTRACTION



RAL 7035 + RAL 7016



RAL 5012



RAL 7035





DRAWER H 50 mm
Set consisting of 16 x 36 mm 4-channel dividers and 65 transversal dividers



DRAWER H 75 mm
Set for thermoformed items



DRAWER H 75 mm
Set for thermoformed items



DRAWER H 100 mm
Set for thermoformed items



DRAWER H 100 mm
Set consisting of 3 x 610 mm longitudinal slotted dividers and 15 x 149 mm transversal dividers



DRAWER H 200 mm
Set consisting of 2 x 610 mm longitudinal slotted dividers and 3 x 200 mm transversal dividers



DRAWER H 300 mm
Set consisting of 1 x 610 mm longitudinal slotted divider



Available in various sizes

Tools and thermoformed items not included



CONFIGURE

CABINET WITH DOORS WITH 2 DRAWERS 2X75 2XPE

ART.	drawers / retractable shelves		RAL
M33A100C010LJPD	100-75-50	92-96-100%	7035+7016
M33A100C010LJ08	100-75-50	92-96-100%	7035
M33A100C010LJ04	100-75-50	92-96-100%	5012
M33A100C010LKPD	200	100%	7035+7016
M33A100C010LK08	200	100%	7035
M33A100C010LK04	200	100%	5012

H=1022 mm

CABINET WITH DOORS 2XPR 2XPE

ART.	retractable shelves		RAL
M33A100C010LMPD	100-75-50	92-96-100%	7035+7016
M33A100C010LM08	100-75-50	92-96-100%	7035
M33A100C010LM04	100-75-50	92-96-100%	5012
M33A100C010LNPD	200	100%	7035+7016
M33A100C010LN08	200	100%	7035
M33A100C010LN04	200	100%	5012

H=1022 mm



CONFIGURE

CABINET WITH DOORS WITH 4 DRAWERS 4X75

ART.	drawers		RAL
M33A100C010CCPD	100-75-50	92-96-100%	7035+7016
M33A100C010CC08	100-75-50	92-96-100%	7035
M33A100C010CC04	100-75-50	92-96-100%	5012
M33A100C010CDPD	200	100%	7035+7016
M33A100C010CD08	200	100%	7035
M33A100C010CD04	200	100%	5012

H=1022 mm



CONFIGURE

CABINET WITH DOORS WITH 3 DRAWERS 1X125 2X75 2XPE

ART.	drawers / retractable shelves		RAL
M33A100C010LRPD	100-75-50	92-96-100%	7035+7016
M33A100C010LR08	100-75-50	92-96-100%	7035
M33A100C010LR04	100-75-50	92-96-100%	5012
M33A100C010LSPD	200	100%	7035+7016
M33A100C010LS08	200	100%	7035
M33A100C010LS04	200	100%	5012

H=1022 mm



CONFIGURE



CONFIGURE

CABINET WITH DOORS WITH 5 DRAWERS 1X50 2X75 2X100 1XPE

ART.	drawers / retractable shelves		RAL
	KG		
M33A100C010LTPD	100-75-50	92-96-100%	7035+7016
M33A100C010LT08	100-75-50	92-96-100%	7035
M33A100C010LT04	100-75-50	92-96-100%	5012
M33A100C010LUPD	200	100%	7035+7016
M33A100C010LU08	200	100%	7035
M33A100C010LU04	200	100%	5012

H=1022 mm Drawers with H=50 mm are all with flexible extraction



CONFIGURE

CABINET WITH DOORS WITH 5 DRAWERS 1X50 4X75 1XPE

ART.	drawers / retractable shelves		RAL
	KG		
M33A100C010LVPD	100-75-50	92-96-100%	7035+7016
M33A100C010LV08	100-75-50	92-96-100%	7035
M33A100C010LV04	100-75-50	92-96-100%	5012
M33A100C010LWPD	200	100%	7035+7016
M33A100C010LW08	200	100%	7035
M33A100C010LW04	200	100%	5012

H=1022 mm Drawers with H=50 mm are all with flexible extraction



CONFIGURE

CABINET WITH SLIDING DOORS WITH 4 DRAWERS 4X75 2XPE

ART.	drawers / retractable shelves		RAL
	KG		
M33D100C010GYPD	100-75-50	92-96-100%	7035+7016
M33D100C010GY08	100-75-50	92-96-100%	7035
M33D100C010GY04	100-75-50	92-96-100%	5012
M33D100C010GZPD	200	100%	7035+7016
M33D100C010GZ08	200	100%	7035
M33D100C010GZ04	200	100%	5012

H=1022 mm



CONFIGURE

CABINET WITH SLIDING DOORS 4XPR 2XPE

ART.	retractable shelves		RAL
	KG		
M33D100C010JAPD	100-75-50	92-96-100%	7035+7016
M33D100C010JA08	100-75-50	92-96-100%	7035
M33D100C010JA04	100-75-50	92-96-100%	5012
M33D100C010JBPD	200	100%	7035+7016
M33D100C010JB08	200	100%	7035
M33D100C010JB04	200	100%	5012

H=1022 mm

PE: RETRACTABLE SHELF
PR: ADJUSTABLE SHELF



INTERNAL DIM. W x D



LOAD CAPACITY



EXTRACTION



RAL 7035 + RAL 7016



RAL 5012



RAL 7035



CONFIGURE

CABINET WITH SLIDING DOORS WITH 4 DRAWERS 4X75 4XPE

ART.	drawers / retractable shelves		RAL
M33D100C010HEPD	100-75-50	92-96-100%	7035+7016
M33D100C010HE08	100-75-50	92-96-100%	7035
M33D100C010HE04	100-75-50	92-96-100%	5012
M33D100C010HFPD	200	100%	7035+7016
M33D100C010HF08	200	100%	7035
M33D100C010HF04	200	100%	5012

H=1022 mm



CONFIGURE

CABINET WITH 9 DRAWERS 2X75 2X100 1X150 3X200 1X300

ART.	drawers		RAL
M33A150C010LXPD	100-75-50	92-96-100%	7035+7016
M33A150C010LX08	100-75-50	92-96-100%	7035
M33A150C010LX04	100-75-50	92-96-100%	5012
M33A150C010LYPD	200	100%	7035+7016
M33A150C010LY08	200	100%	7035
M33A150C010LY04	200	100%	5012

H=1500 mm



CONFIGURE

CABINET WITH 9 DRAWERS 2X100 6X150 1X300

ART.	drawers		RAL
M33A150C010FJPD	100-75-50	92-96-100%	7035+7016
M33A150C010FJ08	100-75-50	92-96-100%	7035
M33A150C010FJ04	100-75-50	92-96-100%	5012
M33A150C010FKPD	200	100%	7035+7016
M33A150C010FK08	200	100%	7035
M33A150C010FK04	200	100%	5012

H=1500 mm



CONFIGURE

CABINET WITH 10 DRAWERS 1X50 4X100 1X150 4X200

ART.	drawers		RAL
M33A150C010LZPD	100-75-50	92-96-100%	7035+7016
M33A150C010LZ08	100-75-50	92-96-100%	7035
M33A150C010LZ04	100-75-50	92-96-100%	5012
M33A150C010MAPD	200	100%	7035+7016
M33A150C010MA08	200	100%	7035
M33A150C010MA04	200	100%	5012

H=1500 mm Drawers with H=50 mm are all with flexible extraction



CONFIGURE

CABINET WITH DOORS WITH 3 DRAWERS 2X75 1X150 2XPE

ART.	drawers / retractable shelves		RAL
M33A150C010LAPD	100-75-50	92-96-100%	7035+7016
M33A150C010LA08	100-75-50	92-96-100%	7035
M33A150C010LA04	100-75-50	92-96-100%	5012
M33A150C010LPBD	200	100%	7035+7016
M33A150C010LB08	200	100%	7035
M33A150C010LB04	200	100%	5012

H=1500 mm



CONFIGURE

CABINET WITH DOORS 3XPR 2XPE

ART.	retractable shelves		RAL
M33A150C010LCPD	100-75-50	92-96-100%	7035+7016
M33A150C010LC08	100-75-50	92-96-100%	7035
M33A150C010LC04	100-75-50	92-96-100%	5012
M33A150C010LDPD	200	100%	7035+7016
M33A150C010LD08	200	100%	7035
M33A150C010LD04	200	100%	5012

H=1500 mm



CONFIGURE

CABINET WITH DOORS WITH 5 DRAWERS 2X75 3X150

ART.	drawers		RAL
M33A150C010LEPD	100-75-50	92-96-100%	7035+7016
M33A150C010LE08	100-75-50	92-96-100%	7035
M33A150C010LE04	100-75-50	92-96-100%	5012
M33A150C010LFPD	200	100%	7035+7016
M33A150C010LF08	200	100%	7035
M33A150C010LF04	200	100%	5012

H=1500 mm



PE: RETRACTABLE SHELF
PR: ADJUSTABLE SHELF



INTERNAL DIM. W x D



LOAD CAPACITY



EXTRACTION



RAL 7035 + RAL 7016



RAL 5012



RAL 7035



CABINET WITH 7 DRAWERS 2XPR 2X75 1X100 3X150 1X200

ART.	drawers		RAL
M33A200C010FSPD	100-75-50	92-96-100%	7035+7016
M33A200C010FS08	100-75-50	92-96-100%	7035
M33A200C010FS04	100-75-50	92-96-100%	5012
M33A200C010FTPD	200	100%	7035+7016
M33A200C010FT08	200	100%	7035
M33A200C010FT04	200	100%	5012

H=2000 mm

CONFIGURE



CABINET WITH DOORS WITH 3 DRAWERS 2XPR 2X100 1X150 2XPE

ART.	drawers / retractable shelves		RAL
M33A200C010FWPD	100-75-50	92-96-100%	7035+7016
M33A200C010FW08	100-75-50	92-96-100%	7035
M33A200C010FW04	100-75-50	92-96-100%	5012
M33A200C010FXPD	200	100%	7035+7016
M33A200C010FX08	200	100%	7035
M33A200C010FX04	200	100%	5012

H=2000 mm

CONFIGURE



CABINET WITH DOORS WITH 7 DRAWERS 3XPR 2X75 1X100 3X150 1X200

ART.	drawers		RAL
M33A200C010FYPD	100-75-50	92-96-100%	7035+7016
M33A200C010FY08	100-75-50	92-96-100%	7035
M33A200C010FY04	100-75-50	92-96-100%	5012
M33A200C010FZPD	200	100%	7035+7016
M33A200C010FZ08	200	100%	7035
M33A200C010FZ04	200	100%	5012

H=2000 mm

CONFIGURE



CONFIGURE

CABINET WITH WHEELS WITH 3 DRAWERS 1X100 1X200 1X300

ART.	drawers		RAL
M33R070C01029PD	100-75-50	92-96-100%	7035+7016
M33R070C0102908	100-75-50	92-96-100%	7035
M33R070C0102904	100-75-50	92-96-100%	5012

H=922 mm Wheels: Elastic rubber Ø 125 mm
Cabinet capacity: 750 kg



CONFIGURE

CABINET WITH WHEELS WITH 5 DRAWERS 1X50 2X100 1X150 1X200

ART.	drawers		RAL
M33R070C01040PD	100-75-50	92-96-100%	7035+7016
M33R070C0104008	100-75-50	92-96-100%	7035
M33R070C0104004	100-75-50	92-96-100%	5012

H=922 mm Wheels: Elastic rubber Ø 125 mm
Cabinet capacity: 750 kg



CONFIGURE

CABINET WITH WHEELS WITH 6 DRAWERS 2X75 3X100 1X150

ART.	drawers		RAL
M33R070C01044PD	100-75-50	92-96-100%	7035+7016
M33R070C0104408	100-75-50	92-96-100%	7035
M33R070C0104404	100-75-50	92-96-100%	5012

H=922 mm Wheels: Elastic rubber Ø 125 mm
Cabinet capacity: 750 kg



CONFIGURE

CABINET WITH WHEELS WITH 7 DRAWERS 2X75 2X100 2X125 1X150

ART.	drawers		RAL
M33R085C010ACPD	100-75-50	92-96-100%	7035+7016
M33R085C010AC08	100-75-50	92-96-100%	7035
M33R085C010AC04	100-75-50	92-96-100%	5012

H=1072 mm Wheels: Elastic rubber Ø 125 mm
Cabinet capacity: 750 kg



CONFIGURE

CABINET WITH WHEELS WITH 8 DRAWERS 4X75 3X100 1X150

ART.	drawers		RAL
M33R085C010AGPD	100-75-50	92-96-100%	7035+7016
M33R085C010AG08	100-75-50	92-96-100%	7035
M33R085C010AG04	100-75-50	92-96-100%	5012

H=1072 mm Wheels: Elastic rubber Ø 125 mm
Cabinet capacity: 750 kg

PE: RETRACTABLE SHELF
PR: ADJUSTABLE SHELF



DIVIDING MATERIAL



ART.	Suitable for drawer H mm	components	
FFH20051500	50/300	35 x Transversal divider W=73 mm 16 x 2-channel divider	



ART.	Suitable for drawer H mm	components	
FFH20051600	50/300	50 x Transversal divider W=47 mm 16 x 3-channel divider	




ART.	Suitable for drawer H mm	components	
FFH20051700	50/300	65 x Transversal divider W=36 mm 16 x 4-channel divider	



ART.	Suitable for drawer H mm	components	
FFH20052000	50/300	30 x Transversal divider W=36 mm 20 x Transversal divider W=47 mm 10 x Transversal divider W=73 mm 4 x 2-channel divider 8 x 3-channel divider 4 x 4-channel divider	



ART.	Suitable for drawer H mm	components	
FFH20052100	50/300	8 x 3-channel divider 8 x 4-channel divider 16 x Transversal divider W=47 mm 24 x Transversal divider W=36 mm	



ART.	Suitable for drawer H mm	components	
FFH20051200	50	16 x 75x75 mm Divider box 16 x 150x75 mm Divider box	
FFH20071200	75	4 x 150x150 mm Divider box	



DIVIDING MATERIAL




ART.	Suitable for drawer H mm	components	
FFH20051300	50	16 x 150x75 mm Divider box 8 x 150x150 mm Divider box	
FFH20071300	75		
FFH20101300	100/125		



ART.	Suitable for drawer H mm	components	
FFH20050500	50	1 x Longitudinal slotted divider W=610 mm 2 x Transversal divider W=304 mm	
FFH20070500	75		
FFH20100500	100/125		
FFH20150500	150/175		
FFH20200500	200/250		
FFH20300500	300		



ART.	Suitable for drawer H mm	components	
FFH20050600	50	2 x Longitudinal slotted divider W=610 mm 3 x Transversal divider W=202 mm	
FFH20070600	75		
FFH20100600	100/125		
FFH20150600	150/175		
FFH20200600	200/250		
FFH20300600	300		



ART.	Suitable for drawer H mm	components	
FFH20050700	50	3 x Longitudinal slotted divider W=610 mm 15 x Transversal divider W=151 mm	
FFH20070700	75		
FFH20100700	100/125		
FFH20150700	150/175		
FFH20200700	200/250		



ART.	Suitable for drawer H mm	components	
FFH20050800	50	4 x Longitudinal slotted divider W=610 mm 9 x Transversal divider W=151 mm 12 x Transversal divider W=100 mm	
FFH20070800	75		
FFH20100800	100/125		



ART.	Suitable for drawer H mm	components	
FFH20050900	50	5 x Longitudinal slotted divider W=610 mm 20 x Transversal divider W=100 mm	
FFH20070900	75		
FFH20100900	100/125		
FFH20150900	150/175		



CABINET WITH 7 DRAWERS 1X50 2X75 2X100 1X150 1X200



ART.	drawers		RAL
M43A085C010AEPD	100-75-50	92-96-100%	7035+7016
M43A085C010AE08	100-75-50	92-96-100%	7035
M43A085C010AE04	100-75-50	92-96-100%	5012
M43A085C010AFPD	200	100%	7035+7016
M43A085C010AF08	200	100%	7035
M43A085C010AF04	200	100%	5012

CONFIGURE

H=850 mm Drawers with H=50 mm are all with flexible extraction

CABINET WITH 7 DRAWERS 2X75 2X100 2X125 1X150



ART.	drawers		RAL
M43A085C010ACPD	100-75-50	92-96-100%	7035+7016
M43A085C010AC08	100-75-50	92-96-100%	7035
M43A085C010AC04	100-75-50	92-96-100%	5012
M43A085C010ADPD	200	100%	7035+7016
M43A085C010AD08	200	100%	7035
M43A085C010AD04	200	100%	5012

CONFIGURE

H=850 mm

CABINET WITH 8 DRAWERS 4X75 3X100 1X150



ART.	drawers		RAL
M43A085C010AGPD	100-75-50	92-96-100%	7035+7016
M43A085C010AG08	100-75-50	92-96-100%	7035
M43A085C010AG04	100-75-50	92-96-100%	5012
M43A085C010AHPD	200	100%	7035+7016
M43A085C010AH08	200	100%	7035
M43A085C010AH04	200	100%	5012

CONFIGURE

H=850 mm

CABINET WITH 7 DRAWERS 1X50 2X75 2X100 1X200 1X300



ART.	drawers		RAL
M43A100C010BNPD	100-75-50	92-96-100%	7035+7016
M43A100C010BN08	100-75-50	92-96-100%	7035
M43A100C010BN04	100-75-50	92-96-100%	5012
M43A100C010BPPD	200	100%	7035+7016
M43A100C010BP08	200	100%	7035
M43A100C010BP04	200	100%	5012

CONFIGURE

H=1000 mm Drawers with H=50 mm are all with flexible extraction



CONFIGURE

CABINET WITH 8 DRAWERS 1X50 2X75 3X100 1X150 1X250

ART.	drawers		RAL
	KG		
M43A100C010BQPD	100-75-50	92-96-100%	7035+7016
M43A100C010BQ08	100-75-50	92-96-100%	7035
M43A100C010BQ04	100-75-50	92-96-100%	5012
M43A100C010BRPD	200	100%	7035+7016
M43A100C010BR08	200	100%	7035
M43A100C010BR04	200	100%	5012

H=1000 mm Drawers with H=50 mm are all with flexible extraction



CONFIGURE

CABINET WITH 9 DRAWERS 3X50 2X75 2X100 1X150 1X250

ART.	drawers		RAL
	KG		
M43A100C010CSPD	100-75-50	92-96-100%	7035+7016
M43A100C010CS08	100-75-50	92-96-100%	7035
M43A100C010CS04	100-75-50	92-96-100%	5012
M43A100C010CTPD	200	100%	7035+7016
M43A100C010CT08	200	100%	7035
M43A100C010CT04	200	100%	5012

H=1000 mm Drawers with H=50 mm are all with flexible extraction



CONFIGURE

CABINET WITH 9 DRAWERS 3X100 4X150 1X200 1X300

ART.	drawers		RAL
	KG		
M43A150C010FAPD	100-75-50	92-96-100%	7035+7016
M43A150C010FA08	100-75-50	92-96-100%	7035
M43A150C010FA04	100-75-50	92-96-100%	5012
M43A150C010FBPD	200	100%	7035+7016
M43A150C010FB08	200	100%	7035
M43A150C010FB04	200	100%	5012

H=1500 mm



CONFIGURE

CABINET WITH 9 DRAWERS 8X150 1X200

ART.	drawers		RAL
	KG		
M43A150C010EYPD	100-75-50	92-96-100%	7035+7016
M43A150C010EY08	100-75-50	92-96-100%	7035
M43A150C010EY04	100-75-50	92-96-100%	5012
M43A150C010EZPD	200	100%	7035+7016
M43A150C010EZ08	200	100%	7035
M43A150C010EZ04	200	100%	5012

H=1500 mm



INTERNAL DIM. WxD



LOAD CAPACITY



EXTRACTION



RAL 7035 + RAL 7016



RAL 5012



RAL 7035




DIVIDING MATERIAL



ART.	Suitable for drawer H mm	components	
FFH30051000	50/300	130 x Transversal divider W=36 mm 20 x 4-channel divider	



ART.	Suitable for drawer H mm	components	
FFH30051200	50/300	100 x Transversal divider W=47 mm 20 x 3-channel divider	



ART.	Suitable for drawer H mm	components	
FFH30050700	50	20 x 75x75 mm Divider box 20 x 150x75 mm Divider box 5 x 150x150 mm Divider box	
FFH30070700	75		



ART.	Suitable for drawer H mm	components	
FFH30050800	50	20 x 150x75 mm Divider box 10 x 150x150 mm Divider box	
FFH30070800	75		
FFH30100800	100/125		




ART.	Suitable for drawer H mm	components	
FFH30050900	50	20 x 150x150 mm Divider box	
FFH30070900	75		
FFH30100900	100/125		




ART.	Suitable for drawer H mm	components	
FFH30100200	100/125	2 x Longitudinal slotted divider W=610 mm 8 x Transversal divider W=253 mm	
FFH30150200	150/175		
FFH30200200	200/250		
FFH30300200	300		



DIVIDING MATERIAL



ART.	Suitable for drawer H mm	components	
FFH30070300	75	4 x Longitudinal slotted divider W=610 mm 21 x Transversal divider W=151 mm	
FFH30100300	100/125		
FFH30150300	150/175		
FFH30200300	200/250		
FFH30300300	300		



ART.	Suitable for drawer H mm	components	
FFH30070400	75	3 x Longitudinal slotted divider W=610 mm 5 x Transversal divider W=151 mm 10 x Transversal divider W=202 mm	
FFH30100400	100/125		
FFH30150400	150/175		
FFH30200400	200/250		
FFH30300400	300		





CONFIGURE

CABINET WITH 5 DRAWERS 3X100 1X150 1X300

ART.	drawers		RAL
M53A085C010AKPD	100-75-50	92-96-100%	7035+7016
M53A085C010AK08	100-75-50	92-96-100%	7035
M53A085C010AK04	100-75-50	92-96-100%	5012
M53A085C010ALPD	200	100%	7035+7016
M53A085C010AL08	200	100%	7035
M53A085C010AL04	200	100%	5012

H=850 mm



CONFIGURE

CABINET WITH 6 DRAWERS 2X75 2X100 1X150 1X250

ART.	drawers		RAL
M53A085C010AMPD	100-75-50	92-96-100%	7035+7016
M53A085C010AM08	100-75-50	92-96-100%	7035
M53A085C010AM04	100-75-50	92-96-100%	5012
M53A085C010ANPD	200	100%	7035+7016
M53A085C010AN08	200	100%	7035
M53A085C010AN04	200	100%	5012

H=850 mm



CONFIGURE

CABINET WITH 7 DRAWERS 1X50 2X75 2X100 1X150 1X200

ART.	drawers		RAL
M53A085C010AEPD	100-75-50	92-96-100%	7035+7016
M53A085C010AE08	100-75-50	92-96-100%	7035
M53A085C010AE04	100-75-50	92-96-100%	5012
M53A085C010AFPD	200	100%	7035+7016
M53A085C010AF08	200	100%	7035
M53A085C010AF04	200	100%	5012

H=850 mm Drawers with H=50 mm are all with flexible extraction



CONFIGURE

CABINET WITH 5 DRAWERS 2X100 2X200 1X300

ART.	drawers		RAL
M53A100C010EAPD	100-75-50	92-96-100%	7035+7016
M53A100C010EA08	100-75-50	92-96-100%	7035
M53A100C010EA04	100-75-50	92-96-100%	5012
M53A100C010EBPD	200	100%	7035+7016
M53A100C010EB08	200	100%	7035
M53A100C010EB04	200	100%	5012

H=1000 mm



CONFIGURE

CABINET WITH 6 DRAWERS 1X100 4X150 1X200

ART.	drawers		RAL
M53A100C010DBPD	100-75-50	92-96-100%	7035+7016
M53A100C010DB08	100-75-50	92-96-100%	7035
M53A100C010DB04	100-75-50	92-96-100%	5012
M53A100C010DCPD	200	100%	7035+7016
M53A100C010DC08	200	100%	7035
M53A100C010DC04	200	100%	5012

H=1000 mm



CONFIGURE

CABINET WITH 7 DRAWERS 1X50 2X75 2X100 1X200 1X300

ART.	drawers		RAL
M53A100C010BNPD	100-75-50	92-96-100%	7035+7016
M53A100C010BN08	100-75-50	92-96-100%	7035
M53A100C010BN04	100-75-50	92-96-100%	5012
M53A100C010BPPD	200	100%	7035+7016
M53A100C010BP08	200	100%	7035
M53A100C010BP04	200	100%	5012

H=1000 mm Drawers with H=50 mm are all with flexible extraction



CONFIGURE

CABINET WITH 7 DRAWERS 2X75 1X100 3X150 1X200

ART.	drawers		RAL
M53A100C010AWPD	100-75-50	92-96-100%	7035+7016
M53A100C010AW08	100-75-50	92-96-100%	7035
M53A100C010AW04	100-75-50	92-96-100%	5012
M53A100C010BHPD	200	100%	7035+7016
M53A100C010BH08	200	100%	7035
M53A100C010BH04	200	100%	5012

H=1000 mm



CONFIGURE

CABINET WITH 8 DRAWERS 1X50 2X75 2X100 2X150 1X200

ART.	drawers		RAL
M53A100C010CUPD	100-75-50	92-96-100%	7035+7016
M53A100C010CU08	100-75-50	92-96-100%	7035
M53A100C010CU04	100-75-50	92-96-100%	5012
M53A100C010CVPD	200	100%	7035+7016
M53A100C010CV08	200	100%	7035
M53A100C010CV04	200	100%	5012

H=1000 mm Drawers with H=50 mm are all with flexible extraction



INTERNAL DIM. W x D



LOAD CAPACITY



EXTRACTION



RAL 7035 + RAL 7016



RAL 5012



RAL 7035



CONFIGURE

CABINET WITH 8 DRAWERS 2X75 3X100 3X150

ART.	drawers		RAL
M53A100C010DDPD	100-75-50	92-96-100%	7035+7016
M53A100C010DD08	100-75-50	92-96-100%	7035
M53A100C010DD04	100-75-50	92-96-100%	5012
M53A100C010DEPD	200	100%	7035+7016
M53A100C010DE08	200	100%	7035
M53A100C010DE04	200	100%	5012

H=1000 mm



CONFIGURE

CABINET WITH 10 DRAWERS 1X50 2X75 7X100

ART.	drawers		RAL
M53A100C010DFPD	100-75-50	92-96-100%	7035+7016
M53A100C010DF08	100-75-50	92-96-100%	7035
M53A100C010DF04	100-75-50	92-96-100%	5012
M53A100C010DGPDP	200	100%	7035+7016
M53A100C010DG08	200	100%	7035
M53A100C010DG04	200	100%	5012

H=1000 mm Drawers with H=50 mm are all with flexible extraction



CONFIGURE

CABINET WITH 9 DRAWERS 2X75 2X100 1X150 3X200 1X300

ART.	drawers		RAL
M53A150C010LXPD	100-75-50	92-96-100%	7035+7016
M53A150C010LX08	100-75-50	92-96-100%	7035
M53A150C010LX04	100-75-50	92-96-100%	5012
M53A150C010LYPD	200	100%	7035+7016
M53A150C010LY08	200	100%	7035
M53A150C010LY04	200	100%	5012

H=1500 mm



CONFIGURE

CABINET WITH 9 DRAWERS 2X100 6X150 1X300

ART.	drawers		RAL
M53A150C010FJPD	100-75-50	92-96-100%	7035+7016
M53A150C010FJ08	100-75-50	92-96-100%	7035
M53A150C010FJ04	100-75-50	92-96-100%	5012
M53A150C010FKPD	200	100%	7035+7016
M53A150C010FK08	200	100%	7035
M53A150C010FK04	200	100%	5012

H=1500 mm



CABINET WITH 10 DRAWERS 1X50 4X100 1X150 4X200



ART.	drawers		RAL
M53A150C010LZPD	100-75-50	92-96-100%	7035+7016
M53A150C010LZ08	100-75-50	92-96-100%	7035
M53A150C010LZ04	100-75-50	92-96-100%	5012
M53A150C010MAPD	200	100%	7035+7016
M53A150C010MA08	200	100%	7035
M53A150C010MA04	200	100%	5012

H=1500 mm Drawers with H=50 mm are all with flexible extraction

CONFIGURE



CABINET 2XPF 2XPE

ART.	retractable shelves		RAL
M53A200C010SVPD	200	100%	7035+7016
M53A200C010SV08	200	100%	7035
M53A200C010SV04	200	100%	5012

H=2000 mm

CONFIGURE



CABINET WITH 4 DRAWERS 2XPF 1X150 1X200 1X250 1X300

ART.	drawers		RAL
M53A200C010SXPD	200	100%	7035+7016
M53A200C010SX08	200	100%	7035
M53A200C010SX04	200	100%	5012

H=2000 mm

CONFIGURE

PE: RETRACTABLE SHELF
 PF: SLOTTED SHELF



INTERNAL DIM. W x D

LOAD CAPACITY

EXTRACTION

RAL 7035 + RAL 7016

RAL 5012

RAL 7035



CABINET WITH 7 DRAWERS 2XPF 1X50 1X75 1X100 1X125 1X150 2X200

ART.	drawers		RAL
M53A200C010SWPD	200	100%	7035+7016
M53A200C010SW08	200	100%	7035
M53A200C010SW04	200	100%	5012

H=2000 mm Drawers with H=50 mm are all with flexible extraction

CONFIGURE



CABINET WITH DOORS 2XPF 2XPE

ART.	retractable shelves		RAL
M53A200C010SUPD	100-75-50	92-96-100%	7035+7016
M53A200C010SU08	100-75-50	92-96-100%	7035
M53A200C010SU04	100-75-50	92-96-100%	5012

H=2000 mm

CONFIGURE



CABINET WITH DOORS WITH 7 DRAWERS 3XPR 2X75 1X100 3X150 1X200

ART.	drawers		RAL
M53A200C010FYPD	100-75-50	92-96-100%	7035+7016
M53A200C010FY08	100-75-50	92-96-100%	7035
M53A200C010FY04	100-75-50	92-96-100%	5012
M53A200C010FZPD	200	100%	7035+7016
M53A200C010FZ08	200	100%	7035
M53A200C010FZ04	200	100%	5012

H=2000 mm

CONFIGURE



CABINET WITH DOORS WITH 3 DRAWERS 2XPR 2X100 1X150 2XPE



ART.	drawers / retractable shelves		RAL
M53A200C010FWPD	100-75-50	92-96-100%	7035+7016
M53A200C010FW08	100-75-50	92-96-100%	7035
M53A200C010FW04	100-75-50	92-96-100%	5012
M53A200C010FXPD	200	100%	7035+7016
M53A200C010FX08	200	100%	7035
M53A200C010FX04	200	100%	5012

H=2000 mm

CONFIGURE



CABINET WITH WHEELS WITH 7 DRAWERS 2X75 3X100 2X150

ART.	drawers		RAL
M53R085C01095PD	100-75-50	92-96-100%	7035+7016
M53R085C0109508	100-75-50	92-96-100%	7035
M53R085C0109504	100-75-50	92-96-100%	5012

H=1072 mm

Wheels: Elastic rubber Ø 160 mm
 Cabinet capacity: 900 kg

CONFIGURE



PE: RETRACTABLE SHELF
 PR: ADJUSTABLE SHELF
 PF: SLOTTED SHELF



INTERNAL DIM. W x D



LOAD CAPACITY



EXTRACTION



RAL 7035 + RAL 7016



RAL 5012



RAL 7035



DIVIDING MATERIAL



ART.	Suitable for drawer H mm	components	
FFH50050900	50/300	15 x Transversal divider W=36 mm 10 x Transversal divider W=47 mm 6 x Transversal divider W=73 mm 8 x 2-channel divider 8 x 3-channel divider 8 x 4-channel divider	



ART.	Suitable for drawer H mm	components	
FFH50051900	50/300	30 x Transversal divider W=36 mm 10 x Transversal divider W=47 mm 8 x 3-channel divider 16 x 4-channel divider	



ART.	Suitable for drawer H mm	components	
FFH50050800	50	12 x 150x75 mm Divider box 18 x 150x150 mm Divider box	
FFH50070800	75		
FFH50100800	100/125		



ART.	Suitable for drawer H mm	components	
FFH50051700	50	20 x 75x75 mm Divider box 14 x 150x75 mm Divider box 12 x 150x150 mm Divider box	
FFH50071700	75		



ART.	Suitable for drawer H mm	components	
FFH50051800	50	24 x 150x150 mm Divider box	
FFH50071800	75		
FFH50101800	100/125		



ART.	Suitable for drawer H mm	components	
FFH50050700	50	4 x Longitudinal slotted divider W=610 mm 2 x Transversal divider W=151 mm 3 x Transversal divider W=202 mm	
FFH50070700	75		
FFH50100700	100/125		
FFH50150700	150/175		
FFH50200700	200/250		
FFH50300700	300		



DIVIDING MATERIAL



ART.	Suitable for drawer H mm	components
FFH50051000	50	2 x Longitudinal slotted divider W=610 mm 2 x Transversal divider W=304 mm
FFH50071000	75	
FFH50101000	100/125	
FFH50151000	150/175	
FFH50201000	200/250	
FFH50301000	300	



ART.	Suitable for drawer H mm	components
FFH50051300	50	5 x Longitudinal slotted divider W=610 mm 12 x Transversal divider W=151 mm
FFH50071300	75	
FFH50101300	100/125	
FFH50151300	150/175	
FFH50201300	200/250	
FFH50301300	300	



ART.	Suitable for drawer H mm	components
FFH50051500	50	7 x Longitudinal slotted divider W=610 mm 12 x Transversal divider W=100 mm 2 x Transversal divider W=151 mm
FFH50071500	75	
FFH50101500	100/125	





CABINET WITH 7 DRAWERS 2X75 2X100 1X150 2X200



CONFIGURE

ART.	drawers		RAL
M63A100C010DYPD	100-75-50	92-96-100%	7035+7016
M63A100C010DY08	100-75-50	92-96-100%	7035
M63A100C010DY04	100-75-50	92-96-100%	5012
M63A100C010DZPD	200	100%	7035+7016
M63A100C010DZ08	200	100%	7035
M63A100C010DZ04	200	100%	5012

H=1000 mm

CABINET WITH 8 DRAWERS 2X75 4X100 1X150 1X200



CONFIGURE

ART.	drawers		RAL
M63A100C010CNPD	100-75-50	92-96-100%	7035+7016
M63A100C010CN08	100-75-50	92-96-100%	7035
M63A100C010CN04	100-75-50	92-96-100%	5012
M63A100C010CPPD	200	100%	7035+7016
M63A100C010CP08	200	100%	7035
M63A100C010CP04	200	100%	5012

H=1000 mm

CABINET WITH 8 DRAWERS 2X75 3X100 3X150



CONFIGURE

ART.	drawers		RAL
M63A100C010DDPD	100-75-50	92-96-100%	7035+7016
M63A100C010DD08	100-75-50	92-96-100%	7035
M63A100C010DD04	100-75-50	92-96-100%	5012
M63A100C010DEPD	200	100%	7035+7016
M63A100C010DE08	200	100%	7035
M63A100C010DE04	200	100%	5012

H=1000 mm

CABINET WITH 10 DRAWERS 2X150 1X125 1X75 2X100 2X150 2X200



CONFIGURE

ART.	drawers		RAL
M63A150C010MCPD	200	100%	7035+7016
M63A150C010MC08	200	100%	7035
M63A150C010MC04	200	100%	5012

H=1500 mm



CABINET WITH 11 DRAWERS 1X150 1X125 1X75 4X100 3X150 1X200

ART.	drawers		RAL
M63A150C010MEPD	200	100%	7035+7016
M63A150C010ME08	200	100%	7035
M63A150C010ME04	200	100%	5012

H=1500 mm



CABINET WITH 7 DRAWERS 2XPR 2X75 1X100 3X150 1X200

ART.	drawers		RAL
M63A200C010FTPD	200	100%	7035+7016
M63A200C010FT08	200	100%	7035
M63A200C010FT04	200	100%	5012

H=2000 mm



CABINET WITH DOORS WITH 7 DRAWERS 3XPR 2X75 1X100 3X150 1X200


ART.	drawers		RAL
M63A200C010FZPD	200	100%	7035+7016
M63A200C010FZ08	200	100%	7035
M63A200C010FZ04	200	100%	5012

H=2000 mm






DIVIDING MATERIAL



ART.	Suitable for drawer H mm	components	
FFH60070200	75	4 x Longitudinal slotted divider W=610 mm 3 x Transversal divider W=151 mm 3 x Transversal divider W=168 mm 9 x Transversal divider W=253 mm	
FFH60100200	100/125		
FFH60150200	150/175		
FFH60200200	200/250		



ART.	Suitable for drawer H mm	components	
FFH60070500	75	5 x Longitudinal slotted divider W=610 mm 6 x Transversal divider W=134 mm 9 x Transversal divider W=202 mm	
FFH60100500	100/125		
FFH60150500	150/175		



ART.	Suitable for drawer H mm	components	
FFH60070800	75	5 x Longitudinal slotted divider W=610 mm 2 x Transversal divider W=151 mm 1 x Transversal divider W=168 mm 3 x Transversal divider W=202 mm	
FFH60100800	100/125		
FFH60150800	150/175		
FFH60200800	200/250		
FFH60300800	300		



ART.	Suitable for drawer H mm	components	
FFH60071100	75	6 x Longitudinal slotted divider W=610 mm 6 x Transversal divider W=151 mm 1 x Transversal divider W=168 mm	
FFH60101100	100/125		
FFH60151100	150/175		
FFH60201100	200/250		
FFH60301100	300		





CONFIGURE

CABINET WITH 5 DRAWERS 2X100 2X200 1X300

ART.	drawers		RAL
M73A100C010EAPD	100-75-50	92-96-100%	7035+7016
M73A100C010EA08	100-75-50	92-96-100%	7035
M73A100C010EA04	100-75-50	92-96-100%	5012
M73A100C010EBPD	200	100%	7035+7016
M73A100C010EB08	200	100%	7035
M73A100C010EB04	200	100%	5012

H=1000 mm



CONFIGURE

CABINET WITH 7 DRAWERS 2X75 2X100 1X150 2X200

ART.	drawers		RAL
M73A100C010DYPD	100-75-50	92-96-100%	7035+7016
M73A100C010DY08	100-75-50	92-96-100%	7035
M73A100C010DY04	100-75-50	92-96-100%	5012
M73A100C010DZPD	200	100%	7035+7016
M73A100C010DZ08	200	100%	7035
M73A100C010DZ04	200	100%	5012

H=1000 mm



CONFIGURE

CABINET WITH 8 DRAWERS 2X75 4X100 1X150 1X200

ART.	drawers		RAL
M73A100C010CNPD	100-75-50	92-96-100%	7035+7016
M73A100C010CN08	100-75-50	92-96-100%	7035
M73A100C010CN04	100-75-50	92-96-100%	5012
M73A100C010CPPD	200	100%	7035+7016
M73A100C010CP08	200	100%	7035
M73A100C010CP04	200	100%	5012

H=1000 mm



CONFIGURE

CABINET WITH 10 DRAWERS 2X150 1X125 1X75 2X100 2X150 2X200

ART.	drawers		RAL
M73A150C010MCPD	200	100%	7035+7016
M73A150C010MC08	200	100%	7035
M73A150C010MC04	200	100%	5012

H=1500 mm



CABINET WITH 11 DRAWERS 1X150 1X125 1X75 4X100 3X150 1X200

ART.	drawers		RAL
M73A150C010MEPD	200	100%	7035+7016
M73A150C010ME08	200	100%	7035
M73A150C010ME04	200	100%	5012

H=1500 mm



CABINET WITH 7 DRAWERS 2XPR 2X75 1X100 3X150 1X200

ART.	drawers		RAL
M73A200C010FTPD	200	100%	7035+7016
M73A200C010FT08	200	100%	7035
M73A200C010FT04	200	100%	5012

H=2000 mm



CABINET WITH DOORS WITH 7 DRAWERS 3XPR 2X75 1X100 3X150 1X200


ART.	drawers		RAL
M73A200C010FZPD	200	100%	7035+7016
M73A200C010FZ08	200	100%	7035
M73A200C010FZ04	200	100%	5012

H=2000 mm






DIVIDING MATERIAL




ART.	Suitable for drawer H mm	components	
FFH70070200	75	5 x Longitudinal slotted divider W=610 mm 6 x Transversal divider W=151 mm 9 x Transversal divider W=253 mm	
FFH70100200	100/125		
FFH70150200	150/175		
FFH70200200	200/250		



ART.	Suitable for drawer H mm	components	
FFH70070300	75	6 x Longitudinal slotted divider W=610 mm 3 x Transversal divider W=134 mm 3 x Transversal divider W=168 mm 14 x Transversal divider W=202 mm	
FFH70100300	100/125		
FFH70150300	150/175		



ART.	Suitable for drawer H mm	components	
FFH70070700	75	6 x Longitudinal slotted divider W=610 mm 4 x Transversal divider W=151 mm 2 x Transversal divider W=202 mm 1 x Transversal divider W=304 mm	
FFH70100700	100/125		
FFH70150700	150/175		
FFH70200700	200/250		
FFH70300700	300		



ART.	Suitable for drawer H mm	components	
FFH70070800	75	5 x Longitudinal slotted divider W=610 mm 2 x Transversal divider W=151 mm 2 x Transversal divider W=202 mm 2 x Transversal divider W=304 mm	
FFH70100800	100/125		
FFH70150800	150/175		
FFH70200800	200/250		
FFH70300800	300		



MASTER

ACCESSORIES



STAINLESS STEEL TOP

ART.	suitable for cabinet EH	W mm	D mm	H mm	
M12T030MDNX710A	18x27	408	573	31	
M22T030MDNX710A	27x27	561	573	31	
M32T030MDNX710A	36x27	714	573	31	
M52T030MDNX710A	54x27	1020	573	31	
M23T030MDNX710A	27x36	561	726	31	
M33T030MDNX710A	36x36	714	726	31	
M43T030MDNX710A	45x36	867	726	31	
M53T030MDNX710A	54x36	1020	726	31	
M63T030MDNX710A	64x36	1190	726	31	
M73T030MDNX710A	78x36	1428	726	31	



RUBBER LINED STEEL TOP

ART.	suitable for cabinet EH	W mm	D mm	H mm	colour	
M12T030MDGM7107	18x27	408	573	32	Black	
M22T030MDGM7107	27x27	561	573	32	Black	
M32T030MDGM7107	36x27	714	573	32	Black	
M52T030MDGM7107	54x27	1020	573	32	Black	
M23T030MDGM7107	27x36	561	726	32	Black	
M33T030MDGM7107	36x36	714	726	32	Black	
M43T030MDGM7107	45x36	867	726	32	Black	
M53T030MDGM7107	54x36	1020	726	32	Black	
M63T030MDGM7107	64x36	1190	726	32	Black	
M73T030MDGM7107	78x36	1428	726	32	Black	



MULTIPLEX TOP

ART.	suitable for cabinet EH	W mm	D mm	H mm	
M12T030MU000100	18x27	408	573	30	
M22T030MU000100	27x27	561	573	30	
M32T030MU000100	36x27	714	573	30	
M52T030MU000100	54x27	1020	573	30	
M23T030MU000100	27x36	561	726	30	
M33T030MU000100	36x36	714	726	30	
M43T030MU000100	45x36	867	726	30	
M53T030MU000100	54x36	1020	726	30	
M63T030MU000100	64x36	1190	726	30	
M73T030MU000100	78x36	1428	726	30	



3-EDGE TOP SHELF COATED WITH PVC

ART.	suitable for cabinet EH	W mm	D mm	H mm	colour	
M12T023AG003107	18x27	409	576	23	Black	
M22T023AG003107	27x27	562	576	23	Black	
M32T023AG003107	36x27	715	576	23	Black	
M52T023AG003107	54x27	1021	576	23	Black	
M23T023AG003107	27x36	562	729	23	Black	
M33T023AG003107	36x36	715	729	23	Black	
M43T023AG003107	45x36	868	729	23	Black	
M53T023AG003107	54x36	1021	729	23	Black	
M63T023AG003107	64x36	1191	729	23	Black	
M73T023AG003107	78x36	1429	729	23	Black	

RISER BASE H=50 mm



ART.	suitable for cabinet EH	W mm	D mm	H mm	RAL	
M12Z05000000008	18x27	406	572	50	7035	
M12Z05000000004	18x27	406	572	50	5012	
M22Z05000000008	27x27	559	572	50	7035	
M22Z05000000004	27x27	559	572	50	5012	
M32Z05000000008	36x27	712	572	50	7035	
M32Z05000000004	36x27	712	572	50	5012	
M52Z05000000008	54x27	1018	572	50	7035	
M52Z05000000004	54x27	1018	572	50	5012	
M23Z05000000008	27x36	559	725	50	7035	
M23Z05000000004	27x36	559	725	50	5012	
M33Z05000000008	36x36	712	725	50	7035	
M33Z05000000004	36x36	712	725	50	5012	
M43Z05000000008	45x36	865	725	50	7035	
M43Z05000000004	45x36	865	725	50	5012	
M53Z05000000008	54x36	1018	725	50	7035	
M53Z05000000004	54x36	1018	725	50	5012	
M63Z05000000008	64x36	1188	725	50	7035	
M63Z05000000004	64x36	1188	725	50	5012	
M73Z05000000008	78x36	1426	725	50	7035	
M73Z05000000004	78x36	1426	725	50	5012	

MASTER

ACCESSORIES



RISER BASE H=100 mm

ART.	suitable for cabinet EH	W mm	D mm	H mm	RAL	
M12Z10000000008	18x27	406	572	100	7035	
M12Z10000000004	18x27	406	572	100	5012	
M22Z10000000008	27x27	559	572	100	7035	
M22Z10000000004	27x27	559	572	100	5012	
M32Z10000000008	36x27	712	572	100	7035	
M32Z10000000004	36x27	712	572	100	5012	
M52Z10000000008	54x27	1018	572	100	7035	
M52Z10000000004	54x27	1018	572	100	5012	
M23Z10000000008	27x36	559	725	100	7035	
M23Z10000000004	27x36	559	725	100	5012	
M33Z10000000008	36x36	712	725	100	7035	
M33Z10000000004	36x36	712	725	100	5012	
M43Z10000000008	45x36	865	725	100	7035	
M43Z10000000004	45x36	865	725	100	5012	
M53Z10000000008	54x36	1018	725	100	7035	
M53Z10000000004	54x36	1018	725	100	5012	
M63Z10000000008	64x36	1188	725	100	7035	
M63Z10000000004	64x36	1188	725	100	5012	
M73Z10000000008	78x36	1426	725	100	7035	
M73Z10000000004	78x36	1426	725	100	5012	



MASTER

ACCESSORIES



BASE FOR FORKLIFT AND PALLET TRUCK

ART.	suitable for cabinet EH	W mm	D mm	H mm	RAL	
M32Z10010000007	36x27	712	569	100	9005	
M23Z10010000007	27x36	559	722	100	9005	
M33Z10010000007	36x36	712	722	100	9005	
M43Z10010000007	45x36	865	722	100	9005	

BASE CLOSURE



ART.	suitable for cabinet W EH	W mm	D mm	H mm	RAL	
M20Z10011000007	27	555	46	95	9005	
M30Z10011000007	36	708	46	95	9005	
M40Z10011000007	45	861	46	95	9005	



PAIR OF BASES FOR FORKLIFT AND PALLET TRUCK

ART.	suitable for cabinet EH	W mm	D mm	H mm	RAL	
M02Z10020000007	54x27	200	569	100	9005	
M03Z10020000007	54x36 64x36 78x36	200	722	100	9005	

BASE CLOSURE



ART.	suitable for cabinet W EH	W mm	D mm	H mm	RAL	
M50Z10021000007	54	1014	46	95	9005	
M60Z10021000007	64	1184	46	95	9005	
M70Z10021000007	78	1422	46	95	9005	



 RAL 5012

 RAL 7035

 RAL 9005

MASTER CS

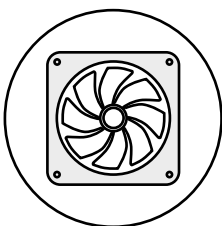
STANDARD CS

PC WORKSTATION
PRO+ SERIES

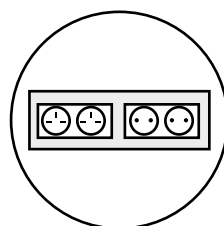
PC WORKSTATION
PRO SERIES



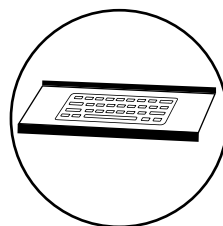
The PC cabinets of the Master CS and Standard CS series are used as **workstations** in departments, production areas and warehouses. The sturdy metal structure, in fact, protects the **computer and hardware** from dirt and possible impacts and is equipped with holes for network cables, for the electric cable and has an air inlet hole with dust filter. **Standard CS** is a **single-piece** solution with screen compartment, drawer and lower compartment with hinged doors and shelves. **Master CS**, on the other hand, is **modular** and has a lower cabinet with hinged doors with drawer and shelves, while the upper part can be left free or set up with a cabinet with a polycarbonate door.



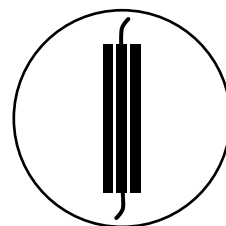
FORCED VENTILATION



**ELECTRICAL SYSTEM
WITH DE CH GB FR
SOCKETS**



**PULL-OUT SHELF FOR
KEYBOARD**



CABLE TRAY

COMPUTER CABINETS

MASTER CS

1. Door with safety lock and polycarbonate glass.
Useful dimensions: 655x215x465 mm H
2. Possibility of inserting screens up to 21".
Internal dimensions of the top compartment: 710x215x530 mm H
3. Pull-out drawer with keyboard shelf and 2 locking positions; when open, rear space for objects.
Useful dimensions: 655x465 mm H
4. Compartment with the possibility of inserting pull-out shelves and height-adjustable shelves, to house hardware systems and printers.
Usable insertion width: 663 mm. Usable height: 754 mm
5. Hole for network cables and cable outlet hole for electrical system
6. Air inlet hole with dust filter
7. Electrical system with 4 Schuko sockets
8. 4-lane cable trays
9. Cooling fan with dust filter
10. Retractable shelf.
Dimensions: 602x449 mm
11. Adjustable shelf.
Dimensions 663x560x52 mm H



Cabinet purchasable without the top module.
Excellent for solutions with laptops and touch screens.



STANDARD CS

12. Door with safety lock and polycarbonate glass.
Useful dimensions: 661x525 mm H
13. Possibility of inserting screens up to 21".
Internal dimensions of the top compartment: 690x600x580 mm H
14. Keyboard shelf.
Useful dimensions: 620x510 mm H
15. Lower compartment with the possibility of inserting pull-out shelves and height-adjustable shelves, to house hardware systems and printers.
Internal dimensions: 690x600x720 mm H
16. Hole for network cables and cable outlet hole for electrical system
17. Air inlet hole with dust filter
18. Electrical system with 4 Schuko sockets
19. 4-lane cable trays
20. Cooling fan with dust filter
21. Retractable shelf.
Dimensions: 650x582x36 mm H
22. Adjustable shelf.
Dimensions 688x591x38 mm H



MASTER CS

PC WORKSTATION

CONFIGURE 



WHEELED COMPUTER CABINET

ART.	W mm	D mm	H mm	 wheel set	RAL	
MASTERCS01	792	617	1731	450	7035	

Made up of:

qty.	description
1	Lower cabinet with 1 drawer
1	Upper cabinet with polycarbonate door
1	Tubular handle
1	Flexible extractable shelf with Dark Grey handle
1	Socket support
1	Schuko 4-socket power strip
1	Wieland Schuko/FR connection cable
1	230 V fan without grille with Schuko plug
1	Nylon wheels kit Ø 100 mm



UPPER CABINET WITH POLYCARBONATE DOOR

ART.	W mm	D mm	H mm	RAL	
FAS1450C01008	714	247	650	7035	

Equipped for inserting a monitor measuring up to 24"



UPPER CABINET WITH SHUTTER

ART.	W mm	D mm	H mm	RAL	
FAS1450C02008	714	247	650	7035	

Equipped for inserting a monitor measuring up to 24"




CONFIGURE 



keyboard tray

LOWER CABINET WITH 1 DRAWER

ART.	W mm	D mm	H mm		No. of drawers	No. of keyboard trays	No. of adjustable shelves	RAL	
FAS1400C00508	714	598	950	200	1	1	1	7035	

MASTER CS

COMPONENTS



KIT WITH WHEELS

ART.	Ø mm	KG	KG	H mm	material			
FKRU1252101	125	100	300	155	Non-marking synthetic rubber	-	2	2
FKRV1001107	100	150	450	128	Nylon	1	1	2



SWIVEL WHEEL



SWIVEL WHEEL WITH BRAKE



FIXED WHEEL



FLEXIBLE EXTRACTABLE SHELF WITH DARK GREY HANDLE 36X27 EH

ART.	useful dimensions		RAL
	W mm	D mm	
M32C05701101F39	602	449	7016



ADJUSTABLE SHELF WITH SUPPORTS 36X27 EH

ART.	W mm	D mm	H mm	RAL
M32PR2500001139	663	560	52	7016



TUBULAR HANDLE

ART.	W mm	D mm	H mm	RAL
M02R00000000007	484	80	46	9005



230 V FAN WITHOUT GRILLE WITH SCHUKO PLUG

ART.	W mm	D mm	H mm	colour
FAS32200100	125	44	125	Black



3-EDGE TOP SHELF COATED WITH PVC WITH CABLE HOLE 36X27 EH

ART.	W mm	D mm	H mm	colour
M32T023AG007107	715	576	31	Black



SOCKET SUPPORT

ART.	W mm	D mm	H mm	Finish
FAS30210099	542	10	77	Galvanised

EXAMPLES OF POWER STRIP ARRANGEMENTS ON SOCKET SUPPORT



With 4-socket power strip



With 2-socket power strip + 4-socket power strip



With differential magnetic-thermal circuit breaker + 4-socket power strip

IRONTEAM

see page 196



FBLET012007



FBLET004007



FBLET005007



FBLET016007



LOAD CAPACITY



RAL 7016



RAL 7035



RAL 9005



GALVANISED

STANDARD CS

PC WORKSTATION

[CONFIGURE](#)



WHEELED COMPUTER CABINET

ART.	W mm	D mm	H mm	wheel set	RAL	
STANDARDCS01	807	654	1688	450	7035	

Made up of:

qty.	description
1	Computer cabinet
1	Tubular handle
1	Socket support
1	Simple-extension extractable tray
1	Schuko 4-socket power strip
1	Wieland Schuko/FR connection cable
1	230 V fan without grille with Schuko plug
1	Nylon wheels kit Ø 100 mm



[CONFIGURE](#)

COMPUTER CABINET

ART.	W mm	D mm	H mm		No. of keyboard trays	No. of adjustable shelves	RAL	
FAS1600C00208	717	635	1560	400	1	2	7035	
FAS1600C00204	717	635	1560	400	1	2	5012	

STANDARD CS

COMPONENTS



KIT WITH WHEELS

ART.	Ø mm	KG	KG	H mm	material			
FKRU1252101	125	100	300	155	Non-marking synthetic rubber	-	2	2
FKRV1001107	100	150	450	128	Nylon	1	1	2



SWIVEL WHEEL



SWIVEL WHEEL WITH BRAKE



FIXED WHEEL



SIMPLE-EXTENSION EXTRACTABLE TRAY

ART.	W mm	D mm	H mm	RAL
FAS2360S039	650	582	36	7016



ADJUSTABLE SHELF WITH HOOKS

ART.	W mm	D mm	H mm	RAL
FAS2040S139	688	591	38	7016



TUBULAR HANDLE

ART.	W mm	D mm	H mm	RAL
FCL09950007	502	80	46	9005



230 V FAN WITHOUT GRILLE WITH SCHUKO PLUG

ART.	W mm	D mm	H mm	colour
FAS32200100	125	44	125	Black



PAIR OF PLINTHS

ART.	W mm	D mm	H mm	RAL
FRR16250007	59	608	100	9005



SOCKET SUPPORT

ART.	W mm	D mm	H mm	Finish
FAS30210099	542	10	77	Galvanised

EXAMPLES OF POWER STRIP ARRANGEMENTS ON SOCKET SUPPORT



With 4-socket power strip



With 2-socket power strip + 4-socket power strip



With differential magnetic-thermal circuit breaker + 4-socket power strip



see page 196



FBLET012007



FBLET004007



FBLET005007



FBLET016007



LOAD CAPACITY



RAL 5012



RAL 7016



RAL 7035




RAL 9005



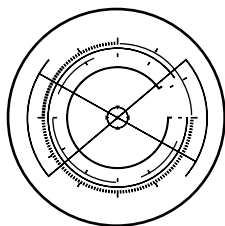
GALVANISED

PERFOM

CABINETS WITH HINGED DOORS PRO SERIES



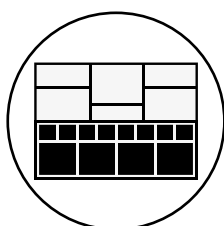
Perform hinged door cabinets are **multi-purpose solutions** that easily adapt to numerous environments and different uses. In fact, thanks to the **wide range of components** such as slotted shelves, perforated panels, drawers, cable runs, and watertight tanks, it is possible to transform Perform into tool cabinets, for ecology or for recharging. They are available in **three different widths** (512, 1023 or 1193 mm) and **two heights** (1000 or 2000 mm), all with a **555 mm depth**. Depending on the model chosen, it is possible to opt for **smooth, slotted or polycarbonate slotted doors**.



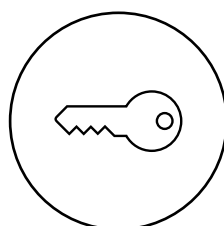
CONFIGURABLE



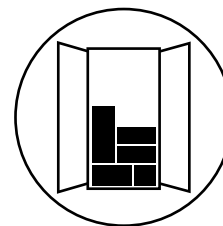
LOAD CAPACITY
800/1200 KG



DIVIDING
MATERIAL



KEY-OPERATED
CLOSURE



MOUNTED
CABINET +
ACCESSORIES
PACKED INSIDE
THE CABINET



CONFIGURE

ART.	W mm	D mm	H mm	KG	RAL
PERFOM15001	1193	555	1000	800	7035+7016
PERFOM15002	1193	555	1000	800	7035
PERFOM15003	1193	555	1000	800	5012

Made up of:

qty.	description
1	Cabinet with hinged doors
1	Kit with 2 slotted shelves



CONFIGURE

ART.	W mm	D mm	H mm	KG	RAL
PERFOM15004	1193	555	1000	800	7035+7016
PERFOM15005	1193	555	1000	800	7035
PERFOM15006	1193	555	1000	800	5012

Made up of:

qty.	description
1	Cabinet with hinged doors
1	Telescopic-extension drawer H=100 mm
1	Kit with 2 slotted shelves



CONFIGURE

ART.	W mm	D mm	H mm	KG	RAL
PERFOM15007	1193	555	1000	800	7035+7016
PERFOM15008	1193	555	1000	800	7035
PERFOM15009	1193	555	1000	800	5012

Made up of:

qty.	description
1	Cabinet with hinged doors
2	Telescopic-extension drawer H=100 mm
1	Kit with 2 slotted shelves



CONFIGURE

ART.	W mm	D mm	H mm	KG	RAL
PERFOM15010	1193	555	1000	800	7035+7016
PERFOM15011	1193	555	1000	800	7035
PERFOM15012	1193	555	1000	800	5012

Made up of:

qty.	description
1	Cabinet with hinged doors
3	Telescopic-extension drawer H=100 mm
1	Slotted shelf





24x27 EH

54x27 EH

64x27 EH

1193 mm 555 mm

1078x449



CONFIGURE

ART.	W mm	D mm	H mm	KG	RAL	
PERFOM17001	1193	555	2000	1200	7035+7016	
PERFOM17002	1193	555	2000	1200	7035	
PERFOM17003	1193	555	2000	1200	5012	

Made up of:

qty.	description
1	Cabinet with hinged doors
2	Kit with 2 slotted shelves



CONFIGURE

ART.	W mm	D mm	H mm	KG	RAL	
PERFOM17004	1193	555	2000	1200	7035+7016	
PERFOM17005	1193	555	2000	1200	7035	
PERFOM17006	1193	555	2000	1200	5012	

Made up of:

qty.	description
1	Cabinet with hinged doors
3	Telescopic-extension drawer H=100 mm
2	Kit with 2 slotted shelves



CONFIGURE

ART.	W mm	D mm	H mm	KG	RAL	
PERFOM17007	1193	555	2000	1200	7035+7016	
PERFOM17008	1193	555	2000	1200	7035	
PERFOM17009	1193	555	2000	1200	5012	

Made up of:

qty.	description
1	Cabinet with hinged doors
9	Telescopic-extension drawer H=100 mm
1	Kit with 2 slotted shelves



24x27 EH
512 mm 555 mm

54x27 EH

64x27 EH

398x449



CONFIGURE

ART.	W mm	D mm	H mm	KG	RAL
PERFORM11001	512	555	1000	800	7035+7016
FAA1120C00108	512	555	1000	800	7035
FAA1120C00104	512	555	1000	800	5012

Made up of:

qty.	description
1	Cabinet with hinged doors
1	Kit with 2 slotted shelves



CONFIGURE

ART.	W mm	D mm	H mm	KG	RAL
PERFORM11004	512	555	1000	800	7035+7016
PERFORM11005	512	555	1000	800	7035
PERFORM11006	512	555	1000	800	5012

Made up of:

qty.	description
1	Cabinet with hinged doors
1	Simple-extension drawer H=100 mm
1	Kit with 2 slotted shelves



CONFIGURE

ART.	W mm	D mm	H mm	KG	RAL
PERFORM11010	512	555	1000	800	1004
PERFORM11011	512	555	1000	800	7035+7016
PERFORM11012	512	555	1000	800	7035
PERFORM11013	512	555	1000	800	5012

Made up of:

qty.	description
1	Cabinet with slotted hinged doors
1	Kit with 2 sealed internal liquid collection tanks capacity 9 L



see page 364



CONFIGURE

ART.	W mm	D mm	H mm	KG wheel set	RAL
PERFORM11017	519	555	1409	225	7035+7016
PERFORM11018	519	555	1409	225	7035
PERFORM11019	519	555	1409	225	5012

Made up of:

qty.	description
1	Cabinet with hinged doors
1	Stand
1	Simple-extension drawer H=100 mm
1	Kit with 2 slotted shelves
1	Pair of wheel holder plates
1	Kit with standard rubber wheels Ø 100 mm



LOAD CAPACITY RAL 7035 + RAL 7016

RAL 1004

RAL 5012

RAL 7035



CONFIGURE

ART.	W mm	D mm	H mm	KG	RAL
PERFOM12001	1023	555	1000	800	7035+7016
FAA1220C00108	1023	555	1000	800	7035
FAA1220C00104	1023	555	1000	800	5012

Made up of:

qty.	description
1	Cabinet with hinged doors
1	Kit with 2 slotted shelves



CONFIGURE

ART.	W mm	D mm	H mm	KG	RAL
PERFOM12004	1023	555	1000	800	7035+7016
PERFOM12005	1023	555	1000	800	7035
PERFOM12006	1023	555	1000	800	5012

Made up of:

qty.	description
1	Cabinet with hinged doors
1	Simple-extension drawer H=100 mm
1	Kit with 2 slotted shelves



CONFIGURE

ART.	W mm	D mm	H mm	KG	RAL
PERFOM12007	1023	555	1000	800	7035+7016
PERFOM12008	1023	555	1000	800	7035
PERFOM12009	1023	555	1000	800	5012

Made up of:

qty.	description
1	Cabinet with hinged doors
3	Simple-extension drawer H=100 mm
1	Slotted shelf



CONFIGURE

ART.	W mm	D mm	H mm	KG	RAL
PERFOM12010	1023	555	1000	800	7035+7016
PERFOM12011	1023	555	1000	800	7035
PERFOM12012	1023	555	1000	800	5012

Made up of:

qty.	description
1	Cabinet with slotted hinged doors
1	Kit with 2 perforated shelves/panels
1	Raceway for power strips
2	Schuko 2-socket power strip
1	Schuko 4-socket power strip
1	Differential magnetic-thermal circuit breaker
1	Wieland Schuko/FR connection cable





CONFIGURE

ART.	W mm	D mm	H mm	KG	RAL	
PERFORM12013	1048	600	1027	800	1004	
PERFORM12014	1048	600	1027	800	7035+7016	
PERFORM12015	1048	600	1027	800	7035	
PERFORM12016	1048	600	1027	800	5012	

Made up of:

qty.	description
1	Cabinet with slotted hinged doors
1	Slotted shelf
1	Sealed external liquid collection tray capacity 59 L



see page 364



CONFIGURE

ART.	W mm	D mm	H mm	KG	RAL	
PERFORM12017	1023	555	1000	800	1004	
PERFORM12018	1023	555	1000	800	7035+7016	
PERFORM12019	1023	555	1000	800	7035	
PERFORM12020	1023	555	1000	800	5012	

Made up of:

qty.	description
1	Cabinet with slotted hinged doors
1	Kit with 2 sealed internal liquid collection tanks capacity 19 L



see page 364



CONFIGURE

ART.	W mm	D mm	H mm	KG	RAL	
PERFORM12025	1048	600	1027	800	6011	

Made up of:

qty.	description
1	Cabinet with slotted hinged doors
1	Slotted shelf
1	Sealed external liquid collection tray capacity 59 L



see page 364



CONFIGURE

ART.	W mm	D mm	H mm	KG	RAL	
PERFORM12021	1023	555	1000	800	3020	
PERFORM12022	1023	555	1000	800	7035+7016	
PERFORM12023	1023	555	1000	800	7035	
PERFORM12024	1023	555	1000	800	5012	

Made up of:

qty.	description
1	Cabinet with slotted hinged doors
1	Kit with 2 slotted shelves



24x27 EH

54x27 EH

64x27 EH

1023 mm 555 mm

908x449



CONFIGURE

ART.	W mm	D mm	H mm	KG	RAL
PERFOM14001	1023	555	2000	1200	7035+7016
FAA1420C00108	1023	555	2000	1200	7035
FAA1420C00104	1023	555	2000	1200	5012

Made up of:

qty.	description
1	Cabinet with hinged doors
1	Kit with 4 slotted shelves



CONFIGURE

ART.	W mm	D mm	H mm	KG	RAL
PERFOM14004	1023	555	2000	1200	7035+7016
PERFOM14005	1023	555	2000	1200	7035
PERFOM14006	1023	555	2000	1200	5012

Made up of:

qty.	description
1	Cabinet with hinged doors
3	Simple-extension drawer H=100 mm
1	Kit with 4 slotted shelves



CONFIGURE

ART.	W mm	D mm	H mm	KG	RAL
PERFOM14007	1023	555	2000	1200	7035+7016
PERFOM14008	1023	555	2000	1200	7035
PERFOM14009	1023	555	2000	1200	5012

Made up of:

qty.	description
1	Polycarbonate slotted hinged door cabinet
1	Kit with 4 slotted shelves



[CONFIGURE](#) 

ART.	W mm	D mm	H mm	KG	RAL
PERFOM14019	1023	555	2000	1200	7035+7016
PERFOM14020	1023	555	2000	1200	7035
PERFOM14021	1023	555	2000	1200	5012

Made up of:

qty.	description
1	Cabinet with slotted hinged doors
1	Sealed inner liquid collection tray with 19 l capacity
1	Kit with slotted shelf with 2 dividers and 6 tanks with ball valve
1	Kit with 2 slotted shelves



[CONFIGURE](#) 

ART.	W mm	D mm	H mm	KG	RAL
PERFOM14022	1048	600	2027	1200	7035+7016
PERFOM14023	1048	600	2027	1200	7035
PERFOM14024	1048	600	2027	1200	5012

Made up of:

qty.	description
1	Cabinet with slotted hinged doors
1	Sealed inner liquid collection tray with 19 l capacity
3	Kit with slotted shelf with 2 dividers and 6 tanks with ball valve
1	Slotted shelf
1	Sealed external liquid collection tray capacity 59 L



LOADCAPACITY



RAL 7035 + RAL 7016



RAL 5012



RAL 7035



CONFIGURE 

ART.	W mm	D mm	H mm	KG	RAL	
PERFOM14056	1048	600	2027	1200	6011	

Made up of:

qty.	description
1	Cabinet with slotted hinged doors
1	Kit with 3 slotted shelves
1	Sealed external liquid collection tray capacity 59 L



see page 364



CONFIGURE 

ART.	W mm	D mm	H mm	KG	RAL	
PERFOM14057	1023	555	2000	1200	6011	

Made up of:

qty.	description
1	Cabinet with slotted hinged doors
2	Kit with 2 sealed internal liquid collection tanks capacity 19 L



see page 364



CONFIGURE 

ART.	W mm	D mm	H mm	KG	RAL	
PERFOM14058	1023	555	2000	1200	7035	

Made up of:

qty.	description
1	Polycarbonate slotted hinged door cabinet
2	Kit with 2 sealed internal liquid collection tanks capacity 19 L



see page 364



CONFIGURE

ART.	W mm	D mm	H mm	KG	RAL	
PERFOM14025	1048	600	2027	1200	1004	
PERFOM14026	1048	600	2027	1200	7035+7016	
PERFOM14027	1048	600	2027	1200	7035	
PERFOM14028	1048	600	2027	1200	5012	

Made up of:

qty.	description
1	Cabinet with slotted hinged doors
1	Kit with 3 slotted shelves
1	Sealed external liquid collection tray capacity 59 L



see page 364



CONFIGURE

ART.	W mm	D mm	H mm	KG	RAL	
PERFOM14029	1023	555	2000	1200	1004	
PERFOM14030	1023	555	2000	1200	7035+7016	
PERFOM14031	1023	555	2000	1200	7035	
PERFOM14032	1023	555	2000	1200	5012	

Made up of:

qty.	description
1	Cabinet with slotted hinged doors
2	Kit with 2 sealed internal liquid collection tanks capacity 19 L



see page 364



CONFIGURE

ART.	W mm	D mm	H mm	RAL	
PERFOM14033	1023	555	2000	3020	

Made up of:

qty.	description
1	Cabinet with safe-crash slotted hinged doors
1	Kit with 3 slotted shelves
1	Perforated shelf-panel
1	Partition
1	Kit with hanging rail





CONFIGURE 

PATENTED 

ART.	W mm	D mm	H mm	 kg	RAL
PERFOM14034	1023	555	2000	1200	7035+7016
PERFOM14035	1023	555	2000	1200	7035
PERFOM14036	1023	555	2000	1200	5012

Made up of:

qty.	description	qty.	description
1	Cabinet with slotted hinged doors	1	Differential magnetic-thermal circuit breaker
2	Kit with 2 perforated shelves/panels	1	Wieland connection cable with in/out plugs
2	Raceway for power strips	2	Wieland Schuko/FR connection cable
1	Grille for fans	1	Roll holder kit with roll Ø=240 mm
2	230 V fan without grille with Schuko plug	1	Unipok tool hook - 30-piece pack
4	Schuko 2-socket power strip	2	Large reversible shelf
3	Schuko 4-socket power strip		



CONFIGURE

ART.	W mm	D mm	H mm	KG	RAL
PERFOM14037	1023	555	2000	1200	7035+7016
PERFOM14038	1023	555	2000	1200	7035
PERFOM14039	1023	555	2000	1200	5012

Made up of:

qty.	description
1	Polycarbonate slotted hinged door cabinet
2	Kit with 2 perforated shelves/panels
3	Raceway for power strips
6	Schuko 2-socket power strip
3	Schuko 4-socket power strip
1	Differential magnetic-thermal circuit breaker
2	Wieland connection cable with in/out plugs
1	Wieland Schuko/FR connection cable



CONFIGURE

ART.	W mm	D mm	H mm	KG	RAL
PERFOM14040	1023	555	2000	1200	7035+7016
PERFOM14041	1023	555	2000	1200	7035
PERFOM14042	1023	555	2000	1200	5012

Made up of:

qty.	description
1	Cabinet with slotted hinged doors
2	Kit with 2 perforated shelves/panels
2	Raceway for power strips
2	Bar mount for Picking Box bins size 1/2
2	Kit of 3 Picking Box Air bins size 2
4	Schuko 2-socket power strip
2	Schuko 4-socket power strip
1	Differential magnetic-thermal circuit breaker
1	Wieland connection cable with in/out plugs
1	Wieland Schuko/FR connection cable
1	Roll holder kit with roll Ø=240 mm
2	Unipok tool hook - 30-piece pack
2	Large reversible shelf



CONFIGURE

ART.	W mm	D mm	H mm	KG	RAL
PERFOM14043	1023	555	2000	1200	7035+7016
PERFOM14044	1023	555	2000	1200	7035
PERFOM14045	1023	555	2000	1200	5012

Made up of:

qty.	description
1	Cabinet with slotted hinged doors
2	Kit with 2 perforated shelves/panels
2	Raceway for power strips
2	Schuko 2-socket power strip
2	Schuko 4-socket power strip
1	Wieland connection cable with in/out plugs
1	Wieland Schuko/FR connection cable





CONFIGURE



ART.	W mm	D mm	H mm	KG	RAL
PERFOM14049	1023	555	2000	1200	7035+7016
PERFOM14050	1023	555	2000	1200	7035
PERFOM14051	1023	555	2000	1200	5012

Made up of:

qty.	description
1	Cabinet with hinged doors
3	Simple-extension drawer H=100 mm
2	Kit with 2 perforated shelves/panels
4	Bar mount for Picking Box bins size 1/2
4	Kit of 3 Picking Box Air bins size 2
4	Unipok tool hook - 30-piece pack



CONFIGURE

ART.	W mm	D mm	H mm	KG	RAL
PERFOM14052	1023	555	2000	1200	7035+7016
PERFOM14053	1023	555	2000	1200	7035
PERFOM14054	1023	555	2000	1200	5012

Made up of:

qty.	description
1	Cabinet with hinged doors
3	Simple-extension drawer H=100 mm
4	Telescopic-extension drawer H=150 mm
1	Kit with 2 slotted shelves



CONFIGURE

ART.	W mm	D mm	H mm	KG	RAL
PERFOM14046	1023	555	2000	1200	7035+7016
PERFOM14047	1023	555	2000	1200	7035
PERFOM14048	1023	555	2000	1200	5012

Made up of:

qty.	description
1	Cabinet with hinged doors
3	Simple-extension drawer H=100 mm
2	Pair of perforated panels for hinged doors
2	Kit with 2 perforated shelves/panels
14	Bar mount for Picking Box bins size 1/2
10	Kit of 4 Picking Box Air bins size 1
4	Kit of 3 Picking Box Air bins size 2
1	Roll holder kit with roll Ø=240 mm
4	Unipok tool hook - 30-piece pack
2	Large reversible shelf



CONFIGURE

ART.	W mm	D mm	H mm	KG	RAL
PERFOM14010	1023	555	2000	1200	7035+7016
PERFOM14011	1023	555	2000	1200	7035
PERFOM14012	1023	555	2000	1200	5012

Made up of:

qty.	description
1	Cabinet with slotted hinged doors
1	Kit with 3 slotted shelves
1	Perforated shelf-panel
1	Partition
1	Kit with hanging rail





CONFIGURE 

HINGED DOOR CABINET 24X27 EH

ART.	W mm	D mm	H mm	 KG	RAL	
FAA1120C000PD	512	555	1000	800	7035+7016	
FAA1120C00008	512	555	1000	800	7035	
FAA1120C00004	512	555	1000	800	5012	



CONFIGURE 

HINGED DOOR CABINET 54X27 EH

ART.	W mm	D mm	H mm	 KG	RAL	
FAA1220C000PD	1023	555	1000	800	7035+7016	
FAA1220C00008	1023	555	1000	800	7035	
FAA1220C00004	1023	555	1000	800	5012	



CONFIGURE 

HINGED DOOR CABINET 64X27 EH

ART.	W mm	D mm	H mm	 KG	RAL	
FAA1520C000PD	1193	555	1000	800	7035+7016	
FAA1520C00008	1193	555	1000	800	7035	
FAA1520C00004	1193	555	1000	800	5012	

PERFOM

COMPONENTS



HINGED DOOR CABINET 64X27 EH

ART.	W mm	D mm	H mm	KG	RAL	
FAA1720C000PD	1193	555	2000	1200	7035+7016	
FAA1720C00008	1193	555	2000	1200	7035	
FAA1720C00004	1193	555	2000	1200	5012	

CONFIGURE



HINGED DOOR CABINET 54X27 EH

ART.	W mm	D mm	H mm	KG	RAL	
FAA1420C000PD	1023	555	2000	1200	7035+7016	
FAA1420C00008	1023	555	2000	1200	7035	
FAA1420C00004	1023	555	2000	1200	5012	

CONFIGURE



LOAD CAPACITY



RAL 7035 + RAL 7016



RAL 5012



RAL 7035

PERFOM

COMPONENTS



CONFIGURE 

SLOTTED HINGED DOOR CABINET 24X27 EH

ART.	W mm	D mm	H mm	KG	RAL	
FAA1130C000PD	512	555	1000	800	7035+7016	
FAA1130C00008	512	555	1000	800	7035	
FAA1130C00004	512	555	1000	800	5012	
FAA1130C00030	512	555	1000	800	1004	



CONFIGURE 

SLOTTED HINGED DOOR CABINET 54X27 EH

ART.	W mm	D mm	H mm	KG	RAL	
FAA1230C000PD	1023	555	1000	800	7035+7016	
FAA1230C00008	1023	555	1000	800	7035	
FAA1230C00004	1023	555	1000	800	5012	
FAA1230C00030	1023	555	1000	800	1004	
FAA1230C0002Y	1023	555	1000	800	3020	
FAA1230C00002	1023	555	1000	800	6011	



CONFIGURE 

SLOTTED HINGED DOOR CABINET 54X27 EH

ART.	W mm	D mm	H mm	KG	RAL	
FAA1430C000PD	1023	555	2000	1200	7035+7016	
FAA1430C00008	1023	555	2000	1200	7035	
FAA1430C00004	1023	555	2000	1200	5012	
FAA1430C00030	1023	555	2000	1200	1004	
FAA1430C00002	1023	555	2000	1200	6011	




PERFOM

COMPONENTS



CONFIGURE 


POLYCARBONATE SLOTTED HINGED DOOR CABINET 54X27 EH

ART.	W mm	D mm	H mm	 KG	RAL	
FAA1440C000PD	1023	555	2000	1200	7035+7016	
FAA1440C00008	1023	555	2000	1200	7035	
FAA1440C00004	1023	555	2000	1200	5012	



CONFIGURE 

CABINET WITH SAFE-CRASH SLOTTED HINGED DOORS 54X27 EH

ART.	W mm	D mm	H mm	 KG	RAL	
FAA1440C05C2Y	1023	555	2000	1200	3020	



 LOAD CAPACITY
  RAL 7035 + RAL 7016
  RAL 1004
  RAL 3020
  RAL 5012
  RAL 6011
  RAL 7035



3-EDGE TOP SHELF COATED WITH PVC

ART.	W mm	D mm	H mm	colour
FAC9911290007	514	558	31	Black
FAC9912290007	1024	558	31	Black
FAC9915290007	1194	558	31	Black



RUBBER LINED STEEL TOP

ART.	W mm	D mm	H mm	colour
FAC9911360007	512	555	32	Black
FAC9912360007	1023	555	32	Black
FAC9915360007	1193	555	32	Black



SLOTTED SHELF D=500 mm

ART.	W mm	D mm	H mm	KG	Finish
FAC9911010099	484	500	35	120	Galvanised
FAC9912010099	995	500	35	120	Galvanised
FAC9915010099	1165	500	35	120	Galvanised

KIT WITH SLOTTED SHELVES D=500 mm

ART.	W mm	D mm	H mm	no. of shelves	KG	Finish
FAC9911020099	484	500	35	2	120	Galvanised
FAC9911030099	484	500	35	3	120	Galvanised
FAC9912020099	995	500	35	2	120	Galvanised
FAC9912030099	995	500	35	3	120	Galvanised
FAC9912040099	995	500	35	4	120	Galvanised
FAC9915020099	1165	500	35	2	120	Galvanised
FAC9915030099	1165	500	35	3	120	Galvanised



KIT WITH SLOTTED SHELVES D=345 mm

ART.	W mm	D mm	H mm	no. of shelves	KG	Finish
FAC9912050099	995	345	35	2	100	Galvanised
FAC9912060099	995	345	35	3	100	Galvanised



PAIR OF PERFORATED PANELS FOR HINGED DOORS

It is possible to apply up to one pair of panels per door

ART.	W mm	D mm	H mm	Hole dim. mm	Pitch mm	RAL
FAC9912250039	381	20	824	10x10	38	7016



PERFORM

COMPONENTS



KIT OF 4 PICKING BOX AIR BINS SIZE 1

ART.	overall dimensions			colour	
	W mm	D mm	H mm		
FBLIT0600LQ	108	173	76	■	
FBLIT060039	108	173	76	■	
FBLIT060032	108	173	76	■	
FBLIT06001Z	108	173	76	■	
FBLIT06002Y	108	173	76	■	
FBLIT06004Q	108	173	76	■	



KIT OF 3 PICKING BOX AIR BINS SIZE 2

ART.	overall dimensions			colour	
	W mm	D mm	H mm		
FBLIT0610LQ	160	234	127	■	
FBLIT061039	160	234	127	■	
FBLIT061032	160	234	127	■	
FBLIT06101Z	160	234	127	■	
FBLIT06102Y	160	234	127	■	
FBLIT06104Q	160	234	127	■	



BAR MOUNT FOR PICKING BOX BINS SIZE 1/2

ART.	W mm	D mm	H mm	Finish	
FBLIT020099	445	14	89	Galvanised	



Example of application of the 4 container kit size 1 on coupling bar



Example of application of the 3 container kit size 2 on coupling bar

PERFORATED SHELF-PANEL

PERFORATED SHELF-PANEL

ART.	W mm	D mm	H mm	KG	Hole dim. mm	Pitch mm	RAL	
FAC9912070039	995	500	30	120-50	10x10	38	7016	
FAC9912070008	995	500	30	120-50	10x10	38	7035	
FAC9912070004	995	500	30	120-50	10x10	38	5012	

KIT WITH PERFORATED SHELVES-PANELS

ART.	W mm	D mm	H mm	no. of shelves	KG	Hole dim. mm	Pitch mm	RAL	
FAC9912080008	995	500	30	2	120-50	10x10	38	7035	
FAC9912080004	995	500	30	2	120-50	10x10	38	5012	
FAC9912080039	995	500	30	2	120-50	10x10	38	7016	

Applicable in 3 different positions:

Vertical perforated panel



Horizontal shelf



4-edge perforated shelf



LOAD CAPACITY



RAL 5012



RAL 7016



RAL 7035



GALVANISED



SIMPLE-EXTENSION DRAWERS 24X27 EH

ART.	useful dimensions			KG		drawer front h mm	RAL	
	W mm	D mm	H mm					
FAC9911180008	398	449	85	50	88%	100	7035	
FAC9911180004	398	449	85	50	88%	100	5012	
FAC9911180039	398	449	85	50	88%	100	7016	



SIMPLE-EXTENSION DRAWERS 54X27 EH

ART.	useful dimensions			KG		drawer front h mm	RAL	
	W mm	D mm	H mm					
FAC9912180008	908	449	85	50	88%	100	7035	
FAC9912180004	908	449	85	50	88%	100	5012	
FAC9912180039	908	449	85	50	88%	100	7016	



TELESCOPIC-EXTENSION DRAWERS 54X27 EH

ART.	useful dimensions			KG		drawer front h mm	RAL	
	W mm	D mm	H mm					
FAC9912190008	908	449	85	100	100%	100	7035	
FAC9912190004	908	449	85	100	100%	100	5012	
FAC9912190039	908	449	85	100	100%	100	7016	
FAC9912210008	908	449	135	100	100%	150	7035	
FAC9912210004	908	449	135	100	100%	150	5012	
FAC9912210039	908	449	135	100	100%	150	7016	



TELESCOPIC-EXTENSION DRAWERS 64X27 EH

ART.	useful dimensions			KG		drawer front h mm	RAL	
	W mm	D mm	H mm					
FAC9915190008	1078	449	85	100	100%	100	7035	
FAC9915190004	1078	449	85	100	100%	100	5012	
FAC9915190039	1078	449	85	100	100%	100	7016	

PERFORM

COMPONENTS



PLINTH FOR PALLET TRUCK COMPLETE WITH CLOSING ELEMENT

ART.	W mm	D mm	H mm	KG	RAL	
FAC9912170039	1018	550	100	1200	7016	
FAC9915170039	1188	550	100	1200	7016	



SEALED EXTERNAL LIQUID COLLECTION TRAY CAPACITY 59 L

ART.	W mm	D mm	H mm	KG	L	RAL	
FAC9912130039	1048	600	167	1200	59	7016	



see page 364

SEALED INNER LIQUID COLLECTION TRAYS

ART.	W mm	D mm	H mm	KG	L	Finish	
FAC9911090099	484	500	42	50	9	Galvanised	
FAC9912090099	995	500	42	50	19	Galvanised	



KIT WITH SEALED INTERNAL LIQUID COLLECTION TRAYS

ART.	W mm	D mm	H mm	KG	L	No. of trays	Finish	
FAC9911100099	484	500	42	50	9	2	Galvanised	
FAC9912100099	995	500	42	50	19	2	Galvanised	



KIT WITH SLOTTED SHELF WITH 2 DIVIDERS AND 6 TANKS WITH BALL VALVE

ART.	W mm	D mm	H mm	No. of tanks	L tanks	Shelf finish	
FAC9912280099	995	495	315	6	10	Galvanised	



LOAD CAPACITY



CAPACITY



EXTRACTION



RAL 5012



RAL 7016



RAL 7035



GALVANISED

PERFOM

COMPONENTS

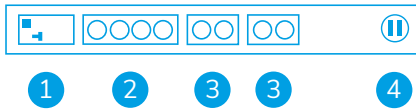


RACEWAY FOR POWER STRIPS

ART.	W mm	D mm	H mm	RAL	
FAC9912220039	1008	64	140	7016	



POWER STRIP ARRANGEMENT FOR RACEWAY



- 1 magnetic-thermal circuit breaker
- 2 4-socket power strip
- 3 2-socket power strip
- 4 USB charging port



Raceway applied on the **top part** of the **perforated shelf-panel**



Raceway applied on the **bottom part** of the **perforated shelf-panel**



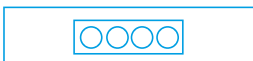
Raceway which can be **combined** with the **perforated shelf-panel** in the vertical position



SIDE SUPPORT FOR POWER STRIP

ART.	W mm	D mm	H mm	RAL	
FAC9912240039	10	463	77	7016	

POWER STRIP ARRANGEMENT FOR LATERAL SUPPORT



4-socket power strip



Application example with:
 1 support art. FAC9912240039
 1 power strip art. FBLET005007
 1 connection cable art. FBLET016007

COMPONENTS



GRILLE FOR FANS

ART.	W mm	D mm	H mm	RAL	
FAC9912230039	994	123	136	7016	

Application example with:
 1 grille art. FAC9912230039
 2 fans art. FAS32200100
 1 power strip art. FBLET005007
 1 connection cable art. FBLET016007



Grille applied on the **top part** of the cabinet **without** the aid of the **perforated shelf-panel**



Grille applied on the **top part** of the cabinet **with** the aid of the **perforated shelf-panel**



Grille applied on the **bottom part** of the cabinet **with** the aid of the **perforated shelf-panel**



230 V FAN WITHOUT GRILLE WITH SCHUKO PLUG

ART.	W mm	D mm	H mm	colour	
FAS32200100	125	44	125	Black	

IRONTEAM

see page 196



FBLET012007



FBLET004007



FBLET005007



FBLET016007



FBLET014007



FBLET020007



FBL99400008

LAMP APPLIED UNDER THE PERFORATED SHELF-PANEL



COMPONENTS



1. Stand
2. Simple-extension drawer H=100 mm
3. Pair of wheel holder plates
4. Kit with standard rubber wheels Ø 100 mm



STAND

ART.	W mm	D mm	H mm	RAL	
FAC9911340004	516	564	316	5012	
FAC9911340008	516	564	316	7035	
FAC9911340039	516	564	316	7016	



SIMPLE-EXTENSION DRAWERS 24X27 EH

ART.	useful dimensions			KG	🛑	drawer front h mm	RAL	
	W mm	D mm	H mm					
FAC9911180008	398	449	85	50	88%	100	7035	
FAC9911180004	398	449	85	50	88%	100	5012	
FAC9911180039	398	449	85	50	88%	100	7016	



FRONT CLOSING WALL FOR STAND

ART.	W mm	D mm	H mm	RAL	
FAC9911350004	454	60	101	5012	
FAC9911350008	454	60	101	7035	
FAC9911350039	454	60	101	7016	



PAIR OF WHEEL HOLDER PLATES

ART.	W mm	D mm	H mm	
FAC9911330099	114	550	13	



KIT WITH WHEELS

ART.	Ø mm	KG wheel set	H mm	material	🛑	🛑	
FKRD1002107	100	225	128	Standard rubber	2	2	
FKRB1252107	125	300	155	Standard rubber	2	2	
FKRU1252101	125	300	155	Non-marking synthetic rubber	2	2	
FKRS1252101	125	750	155	Elastic rubber	2	2	



SWIVEL WHEEL WITH BRAKE




FIXED WHEEL

PERFORM

COMPONENTS

1. Partition
2. Kit with hanging rail
3. Perforated shelf-panel
4. Slotted shelf
5. Simple-extension drawer H=100 mm



PARTITION

ART.	W mm	D mm	H mm	Pitch mm	RAL	
FAC9912260039	44	500	1616	25	7016	

KIT WITH HANGING RAIL

ART.	W mm	D mm	H mm	KG	Finish	
FAC9912270099	458	23	56	15	Galvanised	

PERFORATED SHELF-PANEL

ART.	W mm	D mm	H mm	KG	RAL	
FAC9912070039	995	500	30	120-50	7016	

SLOTTED SHELF D=500 mm

ART.	W mm	D mm	H mm	KG	Finish	
FAC9911010099	484	500	35	120	Galvanised	

KIT WITH SLOTTED SHELVES D=500 mm

ART.	W mm	D mm	H mm	no. of shelves	KG	Finish	
FAC9911020099	484	500	35	2	120	Galvanised	
FAC9911030099	484	500	35	3	120	Galvanised	

SIMPLE-EXTENSION DRAWERS 24X27 EH

ART.	useful dimensions			KG	EXTRACTION	drawer front h mm	RAL	
	W mm	D mm	H mm					
FAC9911180008	398	449	85	50	88%	100	7035	
FAC9911180004	398	449	85	50	88%	100	5012	
FAC9911180039	398	449	85	50	88%	100	7016	



24x27 EH
512 mm 555 mm

54x27 EH

64x27 EH

398x449



W 512 mm



ART.	Suitable for drawer H mm	components	
FFH00500100	100	2 x Transversal divider W=202 mm 1 x Longitudinal slotted divider W=457 mm	



ART.	Suitable for drawer H mm	components	
FFH00500800	100/125	3 x 150x75 mm Divider box 6 x 150x150 mm Divider box	



ART.	Suitable for drawer H mm	components	
FFH00500900	100/125	15 x 150x75 mm Divider box	

W 1023 mm

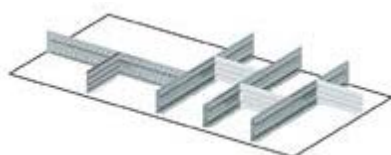


24x27 EH
1023 mm 555 mm


54x27 EH

64x27 EH

908x449



ART.	Suitable for drawer H mm	components	
FFH02000100	100	4 x Longitudinal slotted divider W=457 mm 4 x Transversal divider W=151 mm	




ART.	Suitable for drawer H mm	components	
FFH02000200	100	5 x Longitudinal slotted divider W=457 mm 10 x Transversal divider W=151 mm	



ART.	Suitable for drawer H mm	components	
FFH02000600	100/125	12 x 150x75 mm Divider box 12 x 150x150 mm Divider box	




W 1193 mm



ART.	Suitable for drawer H mm	components	
FFH02500300	100	3 x Longitudinal slotted divider W=457 mm 1 x Longitudinal slotted divider W=610 mm 3 x Transversal divider W=151 mm 2 x Transversal divider W=168 mm 2 x Transversal divider W=304 mm	



ART.	Suitable for drawer H mm	components	
FFH02500400	100	3 x Longitudinal slotted divider W=457 mm 1 x Transversal divider W=168 mm 3 x Transversal divider W=304 mm	



ART.	Suitable for drawer H mm	components	
FFH02500600	100	10 x 150x75 mm Divider box 10 x 150x150 mm Divider box 2 x Longitudinal slotted divider W=457 mm 2 x Transversal divider W=134 mm 2 x Transversal divider W=202 mm	

PERFOM

CABINETS WITH SLIDING DOORS PRO SERIES



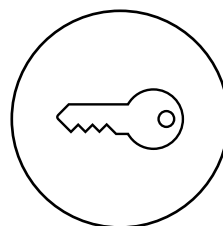
The Perform sliding door cabinet is perfect for installation in transit areas or if you are looking for **space-saving furniture** with a high storage capacity. It can have **three widths** (1020, 1428 or 2040 mm) and **two heights** (915 or 2000 mm) and **smooth, slotted or polycarbonate slotted doors**. Regardless of the model chosen, the **depth is 600 mm** and can accommodate a wide range of components such as slotted shelves, perforated panels, drawers, watertight tanks and electrical cable runs.



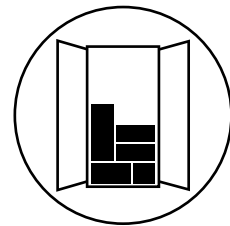
LOAD CAPACITY
800/1200 KG



DOOR WARRANTY



**KEY-OPERATED
CLOSURE**



**MOUNTED
CABINET +
ACCESSORIES
PACKED INSIDE
THE CABINET**





54x27 EH
1020 mm 600 mm

78x27 EH

54+54x27 EH



ART.	W mm	D mm	H mm	KG	RAL
PERFOM21001	1020	600	2000	1200	7035+7016
PERFOM21002	1020	600	2000	1200	7035
PERFOM21003	1020	600	2000	1200	5012

Made up of:

qty.	description
1	Cabinet with sliding doors
1	Kit with 4 slotted shelves

[CONFIGURE](#)



ART.	W mm	D mm	H mm	KG	RAL
PERFOM23001	1020	600	2000	1200	7035+7016

Made up of:

qty.	description
1	Cabinet with slotted sliding doors
2	Kit with 2 sealed internal liquid collection tanks capacity 19 L



see page 364

[CONFIGURE](#)



ART.	W mm	D mm	H mm	KG	RAL
PERFOM25001	1020	600	2000	1200	7035+7016

Made up of:

qty.	description
1	Cabinet with polycarbonate slotted sliding doors
1	Kit with 4 slotted shelves

[CONFIGURE](#)



ART.	W mm	D mm	H mm	KG	RAL
PERFOM20001	1020	600	915	800	7035+7016
PERFOM20002	1020	600	915	800	7035
PERFOM20003	1020	600	915	800	5012

Made up of:

qty.	description
1	Cabinet with sliding doors
1	Slotted shelf

[CONFIGURE](#)



ART.	W mm	D mm	H mm	KG	RAL
PERFOM22001	1020	600	915	800	7035+7016

Made up of:

qty.	description
1	Cabinet with slotted sliding doors
1	Kit with 2 sealed internal liquid collection tanks capacity 19 L



see page 364

[CONFIGURE](#)



ART.	W mm	D mm	H mm	KG	RAL
PERFOM24001	1020	600	915	800	7035+7016

Made up of:

qty.	description
1	Cabinet with polycarbonate slotted sliding doors
1	Slotted shelf

[CONFIGURE](#)



LOAD CAPACITY



RAL 7035 + RAL 7016



RAL 5012



RAL 7035



54x27 EH

78x27 EH

54+54x27 EH

1428 mm 600 mm



ART.	W mm	D mm	H mm	KG	RAL	
PERFOM21004	1428	600	2000	1200	7035+7016	
PERFOM21005	1428	600	2000	1200	7035	
PERFOM21006	1428	600	2000	1200	5012	

Made up of:

qty.	description
1	Cabinet with sliding doors
2	Kit with 2 slotted shelves

[CONFIGURE](#)



ART.	W mm	D mm	H mm	KG	RAL	
PERFOM25002	1428	600	2000	1200	7035+7016	

Made up of:

qty.	description
1	Cabinet with polycarbonate slotted sliding doors
2	Kit with 2 slotted shelves

[CONFIGURE](#)





ART.	W mm	D mm	H mm	KG	RAL
PERFOM20004	1428	600	915	800	7035+7016
PERFOM20005	1428	600	915	800	7035
PERFOM20006	1428	600	915	800	5012

Made up of:

qty.	description
1	Cabinet with sliding doors
1	Slotted shelf

[CONFIGURE](#)



ART.	W mm	D mm	H mm	KG	RAL
PERFOM24002	1428	600	915	800	7035+7016

Made up of:

qty.	description
1	Cabinet with polycarbonate slotted sliding doors
1	Slotted shelf

[CONFIGURE](#)





54x27 EH


78x27 EH

54+54x27 EH

2040 mm 600 mm

908x449




ART.	W mm	D mm	H mm	 per section	RAL
PERFOM21010	2040	600	2000	1200	7035+7016
PERFOM21011	2040	600	2000	1200	7035
PERFOM21012	2040	600	2000	1200	5012

Made up of:

qty.	description
1	Cabinet with sliding doors
6	Simple-extension drawer H=100 mm
2	Kit with 4 slotted shelves

[CONFIGURE](#) 



ART.	W mm	D mm	H mm	 per section	RAL
PERFOM23004	2040	600	2000	1200	7035+7016

Made up of:


qty.	description
1	Cabinet with slotted sliding doors
3	Kit with 2 perforated shelves/panels
1	Slotted shelf
1	Internal shelf in multiplex
1	Simple-extension drawer H=100 mm
2	Raceway for power strips
1	Side support for power strip
3	Schuko 4-socket power strip
4	Schuko 2-socket power strip
2	Wieland Schuko/FR connection cable
1	Wieland connection cable with in/out plugs
1	Pair of L-shaped brackets
1	Joint for plate
1	Monitor support plate with VESA standard
1	Reversible tray shelf



 PATENTED

[CONFIGURE](#) 



ART.	W mm	D mm	H mm	 per section	RAL
PERFOM25004	2040	600	2000	1200	7035+7016

Made up of:

qty.	description
1	Cabinet with polycarbonate slotted sliding doors
4	Kit with 2 sealed internal liquid collection tanks capacity 19 L



see page 364

[CONFIGURE](#) 



ART.	W mm	D mm	H mm	per section	RAL	
PERFOM21007	2040	600	2000	1200	7035+7016	
PERFOM21008	2040	600	2000	1200	7035	
PERFOM21009	2040	600	2000	1200	5012	

Made up of:

qty.	description
1	Cabinet with sliding doors
2	Kit with 4 slotted shelves

[CONFIGURE](#)



ART.	W mm	D mm	H mm	per section	RAL	
PERFOM23003	2040	600	2000	1200	7035+7016	

Made up of:

qty.	description		
1	Cabinet with slotted sliding doors		
4	Kit with 2 sealed internal liquid collection tanks capacity 19 L		see page 364

[CONFIGURE](#)



ART.	W mm	D mm	H mm	per section	RAL	
PERFOM25003	2040	600	2000	1200	7035+7016	

Made up of:

qty.	description
1	Cabinet with polycarbonate slotted sliding doors
2	Kit with 4 slotted shelves

[CONFIGURE](#)





ART.	W mm	D mm	H mm	KG per section	RAL	
PERFOM20007	2040	600	915	800	7035+7016	
PERFOM20008	2040	600	915	800	7035	
PERFOM20009	2040	600	915	800	5012	

Made up of:



qty.	description
1	Cabinet with sliding doors
2	Slotted shelf

[CONFIGURE](#)



ART.	W mm	D mm	H mm	KG per section	RAL	
PERFOM22002	2040	600	915	800	7035+7016	

Made up of:

qty.	description	
1	Cabinet with slotted sliding doors	
2	Kit with 2 sealed internal liquid collection tanks capacity 19 L	 see page 364

[CONFIGURE](#)



ART.	W mm	D mm	H mm	KG per section	RAL	
PERFOM24003	2040	600	915	800	7035+7016	

Made up of:

qty.	description
1	Cabinet with polycarbonate slotted sliding doors
2	Slotted shelf

[CONFIGURE](#)



3D

CABINET WITH SLIDING DOORS 54X27 EH

ART.	W mm	D mm	H mm	KG	RAL	
FAA2010C000PD	1020	600	915	800	7035+7016	
FAA2010C00008	1020	600	915	800	7035	
FAA2010C00004	1020	600	915	800	5012	



3D

CABINET WITH SLIDING DOORS 78X27 EH

ART.	W mm	D mm	H mm	KG	RAL	
FAA2014C000PD	1428	600	915	800	7035+7016	
FAA2014C00008	1428	600	915	800	7035	
FAA2014C00004	1428	600	915	800	5012	



3D

CABINET WITH SLIDING DOORS 54+54X27 EH

ART.	W mm	D mm	H mm	KG per section	RAL	
FAA2020C000PD	2040	600	915	800	7035+7016	
FAA2020C00008	2040	600	915	800	7035	
FAA2020C00004	2040	600	915	800	5012	



3D

CABINET WITH SLIDING DOORS 54X27 EH

ART.	W mm	D mm	H mm	KG	RAL	
FAA2110C000PD	1020	600	2000	1200	7035+7016	
FAA2110C00008	1020	600	2000	1200	7035	
FAA2110C00004	1020	600	2000	1200	5012	



3D

CABINET WITH SLIDING DOORS 78X27 EH

ART.	W mm	D mm	H mm	KG	RAL	
FAA2114C000PD	1428	600	2000	1200	7035+7016	
FAA2114C00008	1428	600	2000	1200	7035	
FAA2114C00004	1428	600	2000	1200	5012	



3D

CABINET WITH SLIDING DOORS 54+54X27 EH

ART.	W mm	D mm	H mm	KG per section	RAL	
FAA2120C000PD	2040	600	2000	1200	7035+7016	
FAA2120C00008	2040	600	2000	1200	7035	
FAA2120C00004	2040	600	2000	1200	5012	



LOAD CAPACITY



RAL 7035 + RAL 7016



RAL 5012



RAL 7035



CABINET WITH SLOTTED SLIDING DOORS 54X27 EH

ART.	W mm	D mm	H mm	KG	RAL	
FAA2210C000PD	1020	600	915	800	7035+7016	



CABINET WITH SLOTTED SLIDING DOORS 78X27 EH

ART.	W mm	D mm	H mm	KG	RAL	
FAA2214C000PD	1428	600	915	800	7035+7016	



CABINET WITH SLOTTED SLIDING DOORS 54+54X27 EH

ART.	W mm	D mm	H mm	KG per section	RAL	
FAA2220C000PD	2040	600	915	800	7035+7016	



CABINET WITH SLOTTED SLIDING DOORS 54X27 EH

ART.	W mm	D mm	H mm	KG	RAL	
FAA2310C000PD	1020	600	2000	1200	7035+7016	



CABINET WITH SLOTTED SLIDING DOORS 78X27 EH

ART.	W mm	D mm	H mm	KG	RAL	
FAA2314C000PD	1428	600	2000	1200	7035+7016	



CABINET WITH SLOTTED SLIDING DOORS 54+54X27 EH

ART.	W mm	D mm	H mm	KG per section	RAL	
FAA2320C000PD	2040	600	2000	1200	7035+7016	



CABINET WITH POLYCARBONATE SLOTTED SLIDING DOORS 54X27 EH

ART.	W mm	D mm	H mm	KG	RAL	
FAA2410C000PD	1020	600	915	800	7035+7016	



CABINET WITH POLYCARBONATE SLOTTED SLIDING DOORS 78X27 EH

ART.	W mm	D mm	H mm	KG	RAL	
FAA2414C000PD	1428	600	915	800	7035+7016	



CABINET WITH POLYCARBONATE SLOTTED SLIDING DOORS 54+54X27 EH

ART.	W mm	D mm	H mm	KG per section	RAL	
FAA2420C000PD	2040	600	915	800	7035+7016	



CABINET WITH POLYCARBONATE SLOTTED SLIDING DOORS 54X27 EH

ART.	W mm	D mm	H mm	KG	RAL	
FAA2510C000PD	1020	600	2000	1200	7035+7016	



CABINET WITH POLYCARBONATE SLOTTED SLIDING DOORS 78X27 EH

ART.	W mm	D mm	H mm	KG	RAL	
FAA2514C000PD	1428	600	2000	1200	7035+7016	



CABINET WITH POLYCARBONATE SLOTTED SLIDING DOORS 54+54X27 EH

ART.	W mm	D mm	H mm	KG per section	RAL	
FAA2520C000PD	2040	600	2000	1200	7035+7016	



COMPONENTS



TOP IN SATIN STAINLESS STEEL

ART.	W mm	D mm	H mm	material	Finish
FGG601006AX000A	1020	600	32	MDF	Satin stainless steel
FGG601406AX000A	1428	600	32	MDF	Satin stainless steel
FGG602006AX000A	2040	600	32	MDF	Satin stainless steel



RUBBER LINED STEEL TOP

ART.	W mm	D mm	H mm	material	Finish
FGG601006AG0007	1020	600	32	MDF	Rubberised steel
FGG601406AG0007	1428	600	32	MDF	Rubberised steel
FGG602006AG0007	2040	600	32	MDF	Rubberised steel



MULTIPLY TOP

ART.	W mm	D mm	H mm	material
FGG601006BE0000	1020	600	30	Multiplex
FGG601406BE0000	1428	600	30	Multiplex
FGG602006BE0000	2040	600	30	Multiplex

SLOTTED SHELF D=500 mm

ART.	W mm	D mm	H mm	KG	Finish
FAC9912010099	995	500	35	120	Galvanised
FAC9814010099	1403	500	35	100	Galvanised



KIT WITH SLOTTED SHELVES D=500 mm


ART.	W mm	D mm	H mm	no. of shelves	KG	Finish
FAC9912020099	995	500	35	2	120	Galvanised
FAC9912030099	995	500	35	3	120	Galvanised
FAC9912040099	995	500	35	4	120	Galvanised
FAC9814020099	1403	500	35	2	100	Galvanised

COMPONENTS

PERFORATED SHELF-PANEL

Applicable in 3 different positions:

Vertical perforated panel



Horizontal shelf




4-edge perforated shelf



PERFORATED SHELF-PANEL



ART.	W mm	D mm	H mm		Hole dim. mm	Pitch mm	RAL
FAC9912070039	995	500	30	120-50	10x10	38	7016
FAC9912070008	995	500	30	120-50	10x10	38	7035
FAC9912070004	995	500	30	120-50	10x10	38	5012

KIT WITH PERFORATED SHELVES-PANELS

ART.	W mm	D mm	H mm	no. of shelves		Hole dim. mm	Pitch mm	RAL
FAC9912080008	995	500	30	2	120-50	10x10	38	7035
FAC9912080004	995	500	30	2	120-50	10x10	38	5012
FAC9912080039	995	500	30	2	120-50	10x10	38	7016



SIMPLE-EXTENSION DRAWERS 54X27 EH



ART.	useful dimensions					drawer front h mm	RAL
	W mm	D mm	H mm				
FAC9912180008	908	449	85	50	88%	100	7035
FAC9912180004	908	449	85	50	88%	100	5012
FAC9912180039	908	449	85	50	88%	100	7016

TELESCOPIC-EXTENSION DRAWERS 54X27 EH



ART.	useful dimensions					drawer front h mm	RAL
	W mm	D mm	H mm				
FAC9912190008	908	449	85	100	100%	100	7035
FAC9912190004	908	449	85	100	100%	100	5012
FAC9912190039	908	449	85	100	100%	100	7016
FAC9912210008	908	449	135	100	100%	150	7035
FAC9912210004	908	449	135	100	100%	150	5012
FAC9912210039	908	449	135	100	100%	150	7016



LOAD CAPACITY



EXTRACTION



RAL 5012



RAL 7016



RAL 7035



GALVANISED



SATIN STAINLESS STEEL

COMPONENTS



SEALED INNER LIQUID COLLECTION TRAYS

ART.	W mm	D mm	H mm	KG	L	Finish
FAC9911090099	484	500	42	50	9	Galvanised
FAC9912090099	995	500	42	50	19	Galvanised

KIT WITH SEALED INTERNAL LIQUID COLLECTION TRAYS

ART.	W mm	D mm	H mm	KG	L	No. of trays	Finish
FAC9911100099	484	500	42	50	9	2	Galvanised
FAC9912100099	995	500	42	50	19	2	Galvanised



RACEWAY FOR POWER STRIPS

ART.	W mm	D mm	H mm	RAL
FAC9912220039	1008	64	140	7016



POWER STRIP ARRANGEMENT FOR RACEWAY



- 1 magnetic-thermal circuit breaker
- 2 4-socket power strip
- 3 2-socket power strip
- 4 USB charging port



Raceway applied on the **top part** of the **perforated shelf-panel**



Raceway applied on the **bottom part** of the **perforated shelf-panel**



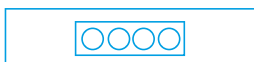
Raceway which can be **combined** with the **perforated shelf-panel** in the vertical position



SIDE SUPPORT FOR POWER STRIP

ART.	W mm	D mm	H mm	RAL
FAC9912240039	10	463	77	7016

POWER STRIP ARRANGEMENT FOR LATERAL SUPPORT



4-socket power strip



Application example with:
 1 support art. FAC9912240039
 1 power strip art. FBLET005007
 1 connection cable art. FBLET016007

PERFOM

COMPONENTS



GRILLE FOR FANS

ART.	W mm	D mm	H mm	RAL	
FAC9912230039	994	123	136	7016	

Application example with:
 1 grille art. FAC9912230039
 2 fans art. FAS32200100
 1 power strip art. FBLET005007
 1 connection cable art. FBLET016007



Grille applied on the **top part** of the cabinet **without** the aid of the **perforated shelf-panel**



Grille applied on the **top part** of the cabinet **with** the aid of the **perforated shelf-panel**



Grille applied on the **bottom part** of the cabinet **with** the aid of the **perforated shelf-panel**



230 V FAN WITHOUT GRILLE WITH SCHUKO PLUG

ART.	W mm	D mm	H mm	colour	
FAS32200100	125	44	125	Black	

IRONTEAM

see page 196



FBLET012007



FBLET004007



FBLET005007



FBLET016007



FBLET014007



FBLET020007



FBL99400008

LAMP APPLIED UNDER THE PERFORATED SHELF-PANEL



LOAD CAPACITY



CAPACITY




RAL 7016



GALVANISED

COMPONENTS

1. Partition
2. Kit with hanging rail
3. Perforated shelf-panel
4. Slotted shelf
5. Simple-extension drawer H=100 mm



PARTITION

ART.	W mm	D mm	H mm	Pitch mm	RAL
FAC9912260039	44	500	1616	25	7016

KIT WITH HANGING RAIL

ART.	W mm	D mm	H mm	KG	Finish
FAC9912270099	458	23	56	15	Galvanised

PERFORATED SHELF-PANEL

ART.	W mm	D mm	H mm	KG	RAL
FAC9912070039	995	500	30	120-50	7016

SLOTTED SHELF D=500 mm

ART.	W mm	D mm	H mm	KG	Finish
FAC9911010099	484	500	35	120	Galvanised

KIT WITH SLOTTED SHELVES D=500 mm

ART.	W mm	D mm	H mm	no. of shelves	KG	Finish
FAC9911020099	484	500	35	2	120	Galvanised
FAC9911030099	484	500	35	3	120	Galvanised

SIMPLE-EXTENSION DRAWERS 24X27 EH

ART.	useful dimensions			KG	%	drawer front h mm	RAL
	W mm	D mm	H mm				
FAC9911180008	398	449	85	50	88%	100	7035
FAC9911180004	398	449	85	50	88%	100	5012
FAC9911180039	398	449	85	50	88%	100	7016



DIVIDING MATERIAL

W 512 mm



ART.	Suitable for drawer H mm	components	
FFH00500100	100	2 x Transversal divider W=202 mm 1 x Longitudinal slotted divider W=457 mm	

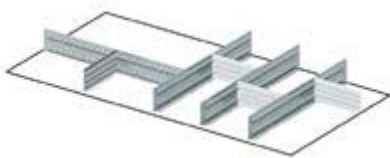


ART.	Suitable for drawer H mm	components	
FFH00500800	100/125	3 x 150x75 mm Divider box 6 x 150x150 mm Divider box	



ART.	Suitable for drawer H mm	components	
FFH00500900	100/125	15 x 150x75 mm Divider box	

W 1023 mm



ART.	Suitable for drawer H mm	components	
FFH02000100	100	4 x Longitudinal slotted divider W=457 mm 4 x Transversal divider W=151 mm	



ART.	Suitable for drawer H mm	components	
FFH02000200	100	5 x Longitudinal slotted divider W=457 mm 10 x Transversal divider W=151 mm	



ART.	Suitable for drawer H mm	components	
FFH02000600	100/125	12 x 150x75 mm Divider box 12 x 150x150 mm Divider box	



LOAD CAPACITY



EXTRACTION



RAL 5012



RAL 7016



RAL 7035



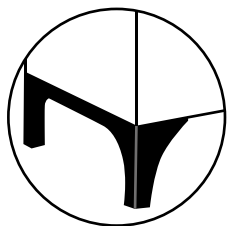
GALVANISED

PERFOM

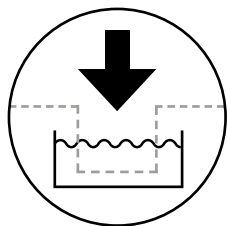
CHANGING-ROOM LOCKERS PRO SERIES




Made of sturdy sheet steel, changing room cabinets ensure storing clothing and work clothes is easy. Each compartment has a **depth of 500 mm** and is closed by a door with slits for air circulation and a **cylinder lock with key**. The configuration with **dirty/clean divider** and **sloped roof** makes them suitable for use in environments that require a high level of cleanliness and which must comply with HACCP regulations. The changing room cabinets can be further enriched with **water-resistant polypropylene feet** and single **benches** of various sizes.



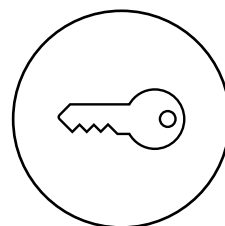
POLYPROPYLENE FEET
- EASY TO CLEAN



ELECTROPHORETIC COATING



VERSION WITH HELMET COMPARTMENT



KEY-OPERATED CLOSURE

PERFOM



ART.	W mm	D mm	H mm	No. of compartments	RAL	
PERFOMAN01	1195	502	1950	4	7035	

Made up of:

qty.	description
1	Changing room locker with horizontal roof and 4 compartments
1	Pair of feet for changing room locker



ART.	W mm	D mm	H mm	No. of compartments	RAL	
PERFOMAN02	1195	502	1950	3	7035	

Made up of:

qty.	description
1	Changing room locker with horizontal roof and 3 compartments
1	Pair of feet for changing room locker



ART.	W mm	D mm	H mm	No. of compartments	RAL	
PERFOMAN03	1195	502	2170	4	7035	

Made up of:

qty.	description
1	Changing room locker with horizontal roof and 4 compartments
1	Additional slanted top
1	Pair of feet for changing room locker

PERFOM



ART.	W mm	D mm	H mm	No. of compartments	RAL	
PERFOMAN04	1195	502	2170	3	7035	

Made up of:

qty.	description
1	Changing room locker with horizontal roof and 3 compartments
1	Additional slanted top
1	Pair of feet for changing room locker

SINGLE BENCH



ART.	W mm	D mm	H mm	KG	RAL	
FAN95400001	1000	360	385/400	200	7000	



ART.	W mm	D mm	H mm	KG	RAL	
FAN95500001	1494	360	385/400	200	7000	

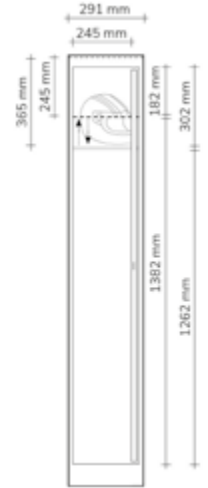


ART.	W mm	D mm	H mm	KG	RAL	
FAN95600001	2000	360	385/400	300	7000	



ART.	W mm	D mm	H mm	No. of compartments	RAL	
FAN1302C00108	608	502	1750	2	7035	

[CONFIGURE](#)



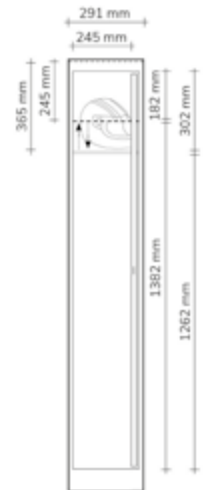
ADDITIONAL SLANTED TOP

ART.	W mm	D mm	H mm	RAL	
FAN51400008	607	502	220	7035	



ART.	W mm	D mm	H mm	No. of compartments	RAL	
FAN1303C00108	900	502	1750	3	7035	

[CONFIGURE](#)



ADDITIONAL SLANTED TOP

ART.	W mm	D mm	H mm	RAL	
FAN51600008	899	502	220	7035	



LOAD CAPACITY



RAL 7000

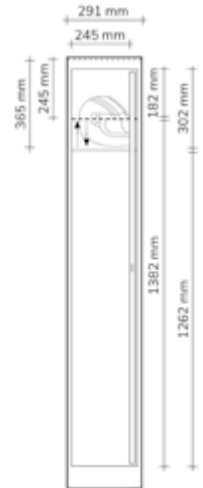


RAL 7035



ART.	W mm	D mm	H mm	No. of compartments	RAL	
FAN1304C00108	1192	502	1750	4	7035	

[CONFIGURE](#)



ADDITIONAL SLANTED TOP

ART.	W mm	D mm	H mm	RAL	
FAN51800008	1191	502	220	7035	



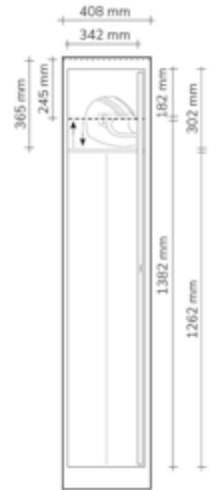
PAIR OF FEET FOR CHANGING ROOM LOCKER

ART.	W mm	D mm	H mm	colour	
FRR23100001	135	500	180/200	Dark grey	



ART.	W mm	D mm	H mm	No. of compartments	RAL	
FAN1502C03108	802	502	1750	2	7035	

[CONFIGURE](#)



ADDITIONAL SLANTED TOP




ART.	W mm	D mm	H mm	RAL	
FAN51500008	801	502	220	7035	



ART.	W mm	D mm	H mm	No. of compartments	RAL	
FAN1503C03108	1192	502	1750	3	7035	

[CONFIGURE](#)



ADDITIONAL SLANTED TOP

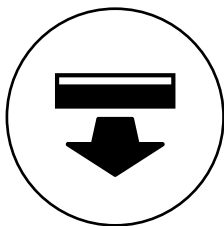


ART.	W mm	D mm	H mm	RAL	
FAN51800008	1191	502	220	7035	

TOOL SYSTEM PRO SERIES



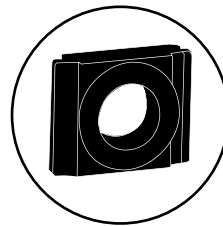
NC solutions feature special bushings and frames for safely and tidily organising mandrels and other tools typically used in numerical control machinery. The **ABS bushings** are resistant to impacts, can be easily cleaned and are available in different sizes based on the type of instrument to be contained. They are positioned on **horizontal or inclined frames** which can be installed directly on a workbench support, on a trolley or inserted into cabinets inside drawers or to replace shelves.



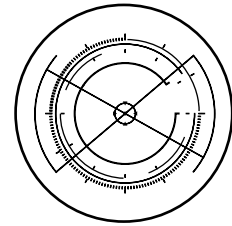
FULL-EXTENSION
DRAWERS



CABINET LOAD
CAPACITY 1200 KG



WIDE RANGE OF
TOOL HOLDERS



CONFIGURABLE

TOOL SYSTEM



[CONFIGURE](#)



[CONFIGURE](#)

ART.	W mm	D mm	H mm	KG	No. of pairs of frames for cabinet	No. of pairs of frames for drawer	No. of drawers	No. of tool holders	type of tool holders	RAL
PERFOMNC01	1023	555	2000	1200	2	-	-	84	ISO 40	7035
PERFOMNC02	1023	555	2000	1200	2	-	-	84	ISO 40	5012
PERFOMNC03	1023	555	2000	1200	2	-	-	50	ISO 50	7035
PERFOMNC04	1023	555	2000	1200	2	-	-	50	ISO 50	5012
PERFOMNC05	1023	555	2000	1200	2	-	-	60	HSKA63-B80	7035
PERFOMNC06	1023	555	2000	1200	2	-	-	60	HSKA63-B80	5012
PERFOMNC07	1023	555	2000	1200	1	1	2	84	ISO 40	7035
PERFOMNC08	1023	555	2000	1200	1	1	2	84	ISO 40	5012
PERFOMNC09	1023	555	2000	1200	1	1	2	50	ISO 50	7035
PERFOMNC10	1023	555	2000	1200	1	1	2	50	ISO 50	5012
PERFOMNC11	1023	555	2000	1200	1	1	2	60	HSKA63-B80	7035
PERFOMNC12	1023	555	2000	1200	1	1	2	60	HSKA63-B80	5012



[CONFIGURE](#)

ART.	W mm	D mm	H mm	KG without wheels	KG wheel set	No. of frames	No. of tool holders	type of tool holders	RAL
COMBINC01	1064	512	892	500	825	3	35	ISO 40	7035+7000
COMBINC02	1064	512	892	500	825	3	35	ISO 40	5012+7000
COMBINC03	1064	512	892	500	825	3	25	ISO 50	7035+7000
COMBINC04	1064	512	892	500	825	3	25	ISO 50	5012+7000
COMBINC05	1064	512	892	500	825	3	25	HSKA63-B80	7035+7000
COMBINC06	1064	512	892	500	825	3	25	HSKA63-B80	5012+7000



LOAD CAPACITY



RAL 7035+RAL 7000



RAL 5012+RAL 7000



RAL 5012








RAL 7035



WORKTOP TOOL-HOLDER FRAME

ART.	W mm	D mm	H mm	RAL
FNC20100008	565	450	351	7035
FNC20100004	565	450	351	5012

TOOL HOLDER

ART.	type	Multiple of order	max. qty.				
							
FNC95100003	ISO 30	7	7	21	42	35	21
FNC95300003	ISO 40	7	7	21	42	35	21
FNC95400003	ISO 45	6	6	18	30	30	18
FNC95500003	ISO 50	5	5	15	25	20	15
FNC95600003	VDI 30	7	7	21	42	35	21
FNC95700003	VDI 40	5	5	15	30	30	15
FNC95800003	VDI 50	5	5	15	30	30	15
FNC95900003	VDI 60	5	5	15	25	20	15
FNC97200003	MORSE TAPER 2	7	7	21	42	35	21
FNC97300003	MORSE TAPER 3	7	7	21	42	35	21
FNC97400003	MORSE TAPER 4	7	7	21	42	35	21
FNC97500003	MORSE TAPER 5	5	5	15	30	30	15
FNC92700003	CAPTO C3	7	7	21	42	35	21
FNC92750003	CAPTO C4	5	5	15	30	30	15
FNC92800003	CAPTO C5	5	5	15	30	30	15
FNC92850003	CAPTO C6	5	5	15	30	30	15
FNC92900003	CAPTO C8	5	5	15	20	20	15
FNC92100003	HSKA32-B40	7	7	21	42	35	21
FNC92200003	HSKA40-B50	7	7	21	42	35	21
FNC92300003	HSKA50-B63	5	5	15	30	30	15
FNC92400003	HSKA63-B80	5	5	15	30	30	15
FNC92500003	HSKA80-B100	5	5	15	20	20	15
FNC92600003	HSK A100-B125	5	5	15	20	20	15
FNC96400003	2"	6	6	18	30	30	18
FNC96500003	2" 1/4	5	5	15	25	20	15

COMPONENTS



HINGED DOOR CABINET 54X27 EH

ART.	W mm	D mm	H mm	KG	RAL
FAA1420C000PD	1023	555	2000	1200	7035+7016
FAA1420C00008	1023	555	2000	1200	7035
FAA1420C00004	1023	555	2000	1200	5012



TELESCOPIC-EXTENSION DRAWERS 54X27 EH

ART.	useful dimensions			KG	EXTRACTION	drawer front h mm	RAL
	W mm	D mm	H mm				
FAC9912190008	908	449	85	100	100%	100	7035
FAC9912190004	908	449	85	100	100%	100	5012
FAC9912190039	908	449	85	100	100%	100	7016
FAC9912210008	908	449	135	100	100%	150	7035
FAC9912210004	908	449	135	100	100%	150	5012
FAC9912210039	908	449	135	100	100%	150	7016



TOOL-HOLDER FRAME WITH 3 ROWS FOR DRAWERS COMPLETE WITH SUPPORTS - 2-PC PACK

Tool holders excluded




ART.	W mm	D mm	H mm	RAL
FNC5140S101	894	446	142/180	7000



WORKTOP TOOL-HOLDER FRAME WITH 3 ROWS FOR CABINET - 2-PIECE PACK

ART.	W mm	D mm	H mm	KG	RAL
FNC5160S101	965	444	68	150	7000



-  SWIVEL WHEEL
-  SWIVEL WHEEL WITH BRAKE
-  FIXED WHEEL

WHEELED TOOL-HOLDER TROLLEY

ART.	W mm	D mm	H mm	KG	Wheels					RAL	
					without wheels	Ø mm	material	KG	swivel		brake
FCNF1001056	1064	512	892	500		125	Nylon	825	2	2	7035+7000
FCNF1001051	1064	512	892	500		125	Nylon	825	2	2	5012+7000

 LOAD CAPACITY
  EXTRACTION
  RAL 7035 + RAL 7016
  RAL 7035 + RAL 7000
  RAL 5012 + RAL 7000
  RAL 5012
  RAL 7000
  RAL 7016
  RAL 7035

ECOLOGY

PRODUCTS FOR ECOLOGY PRO SERIES



The collection trays prevent accidental spills of hazardous substances in accordance with (Italian) Legislative Decrees no. 152/2006 and no. 81/2008. Warning! Remember not to store in the same tray chemical substances that can react with one another when they come into contact and to check the compatibility of the hazardous substances stored with the material used to manufacture the tray and the grille. The capacity of the containers that can be stacked above each tray and the information provided, which are not exhaustive nor binding, are valid for the Italian territory. For other countries, always comply with the specific provisions in force in the country of use and contact the competent local authorities for further information.



COLLECTION TANKS + PERFORM STEEL SHELVES AND TANKS

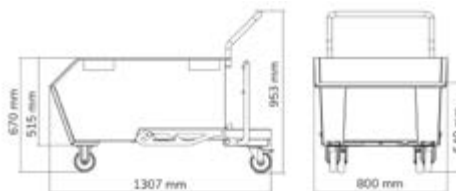
Suitable for flammable liquids under **GHS categories 1 - 3** and water-polluting liquids under **GHS categories 1 - 4**. **Corrosive substances are not allowed.**

PE COLLECTION TANKS

Suitable for water-polluting liquids under **GHS categories 1 - 4**. **Flammable substances are not allowed.**



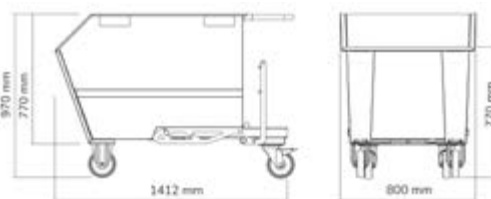
TIPPABLE BUCKETS



300 L CAPACITY TILTING SCRAP BUCKET CONFIGURED FOR GRILLE AND TAP

ART.	W mm	D mm	H mm	L	KG	Wheels						RAL
						Ø mm	h mm	material	KG wheel set	☞	☛	
FAXEPR030060039	1307	800	953	300	600	125	155	Nylon	825	2	2	7016

⚠ Bucket supplied disassembled







500 L CAPACITY TILTING SCRAP BUCKET CONFIGURED FOR GRILLE AND TAP

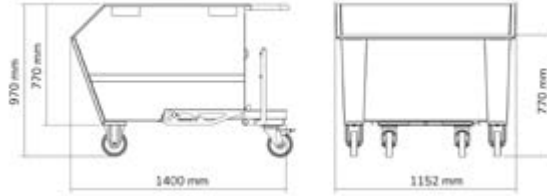
ART.	W mm	D mm	H mm	L	KG	Wheels						RAL
						Ø mm	h mm	material	KG wheel set	☞	☛	
FAXEPR050060039	1412	800	970	500	1000	160	200	Nylon	1050	2	2	7016

⚠ Bucket supplied disassembled



- 
 LOAD CAPACITY
- 
 CAPACITY
- 
 FIXED WHEEL
- 
 SWIVEL WHEEL WITH BRAKE
- 
 RAL 7016

TIPPABLE BUCKETS



750 L CAPACITY TILTING SCRAP BUCKET CONFIGURED FOR GRILLE AND TAP

ART.	W mm	D mm	H mm	L	KG	Wheels						RAL
						Ø mm	h mm	material	KG wheel set	↻	⌵	
FAXEPR075060039	1400	1152	970	750	1350	160	200	Nylon	1050	2	2	7016

⚠ Bucket supplied disassembled

HYDRAULIC CYLINDER FOR BRAKED BUCKET TIPPING



HYDRAULIC CYLINDER FOR BUCKET

ART.	W mm	D mm	H mm
FAXEAC004000007	401/671	42	42

FRONT TAP FOR DISCHARGING RESIDUAL LIQUIDS



KIT WITH TAP + GRILLE

ART.	W mm	D mm	H mm	suitable for
FAXEAC001000099	700	388	25	FAXEPR0300600
FAXEAC003000099	685	388	25	FAXEPR0500600
FAXEAC002000099	1028	388	25	FAXEPR0750600

BIG BAG HOLDER



Frame supplied disassembled on pallet

HEIGHT-ADJUSTABLE BIG BAG HOLDER

ART.	W mm	D mm	H mm	KG	RAL
FAXEBB1002H0039	1090	1084	1205/1395	1000	7016



Big Bag excluded

- Height-adjustable legs (1205 - 1395 mm) to accommodate big bags of two different sizes
- Smooth lower shelves for greater bag support
- Tested capacity: 1000 kg
- Stacking: 1+2 frames
- Possibility of inserting and removing big bags even in the case of stacked frames
- Cardboard box on non-fumigated pallet



COLLECTION TRAYS

200 L CAPACITY CONICAL COLLECTION TANK

ART.	W mm	D mm	H mm	RAL	
ECO1314	1310	800	351	7016	



Made up of:

qty.	description
1	200 L capacity conical collection tank
2	Kit with 2 slats
1	Kit with 2 combs for conical tank



see page 364

200 L CAPACITY COLLECTION TANK

ART.	W mm	D mm	H mm	RAL	
ECO1315	1300	805	400	7016	



Made up of:

qty.	description
1	200 L capacity collection tank
2	Kit with 2 slats
1	Kit with 2 combs W=800 mm



see page 364

300 L CAPACITY COLLECTION TANK

ART.	W mm	D mm	H mm	RAL	
ECO1316	1300	1205	400	7016	



Made up of:

qty.	description
1	300 L capacity collection tank
3	Kit with 2 slats
1	Kit with 2 combs W=1200 mm



see page 364

COLLECTION TRAYS

400 L CAPACITY COLLECTION TANK

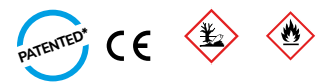
ART.	W mm	D mm	H mm	RAL
ECO1318	1300	1222	400	7016



Made up of:

qty.	description
1	300 L capacity collection tank
3	Kit with 2 slats
1	Kit with 2 combs W=1200 mm
1	Kit with 2 caps with gaskets

Thanks to the use of the cap kit, the capacity of the 300-litre tank increases to 400 litres



see page 364



800 L CAPACITY COLLECTION TANK

ART.	W mm	D mm	H mm	RAL
ECO1319	1300	2422	400	7016

Made up of:

qty.	description
2	300 L capacity collection tank
6	Kit with 2 slats
2	Kit with 2 combs W=1200 mm
1	Tank coupling kit
1	Kit with 2 caps with gaskets



see page 364

Drums not included



Example of tank coupling:

1. Tank coupling kit (made up of a drip-catcher galvanised steel profile and a manifold with two gaskets)
2. Kit with 2 caps with gaskets



LOAD CAPACITY



RAL 7016

COLLECTION TRAYS



300 L CAPACITY COLLECTION TANK WITH DRUM HOLDER

ART.	W mm	D mm	H mm	RAL	
ECO1322	1300	1205	787	7016	

Made up of:

qty.	description
1	300 L capacity collection tank
2	Kit with 2 slats
1	Drum holder for 2 drums



see page 364

Drums not included



200 L CAPACITY COLLECTION TANK WITH WHEELS

ART.	W mm	D mm	H mm	RAL	
ECO1320	1491	800	1018	7016	

Made up of:

qty.	description
1	200 L capacity collection tank
2	Kit with 2 slats
1	Kit with 2 combs W=800 mm
1	Handle for tank
1	Nylon wheels kit Ø 125 mm



see page 364

Drums not included



COLLECTION TRAYS



1000 L CAPACITY COLLECTION TANK

ART.	W mm	D mm	H mm	RAL
ECO1317	1600	1300	640	7016

Made up of:

qty.	description
1	1000 L capacity collection tank
4	Kit with 2 slats
2	Kit with 2 combs W=800 mm



see page 364

Tank excluded



1000 L CAPACITY COLLECTION TANK WITH FRAME

ART.	W mm	D mm	H mm	RAL
ECO1321	1600	1306	1065	7016

Made up of:

qty.	description
1	1000 L capacity collection tank
4	Kit with 2 slats
1	Frame for collection tank



see page 364

Tank excluded



COLLECTION TRAYS



see page 364

Cisterns not included

1100 L CAPACITY COLLECTION TANK WITH FRAMES

ART.	W mm	D mm	H mm	RAL
ECO1323	1306	3222	825	7016

Made up of:

qty.	description
2	300 L capacity collection tank
1	200 L capacity collection tank
8	Kit with 2 slats
2	Frame for collection tank
1	Kit with 2 caps with gaskets
2	Tank coupling kit

Thanks to the use of the cap kit, the capacity of the 300-litre tank increases to 400 litres, while the containment volume of the 200-litre tank increases to 300 litres.



Example of tank coupling:

1. 300 L capacity collection tank
2. 200 L capacity collection tank
3. Kit with 2 caps with gaskets
4. Tank coupling kit (made up of a drip-catcher galvanised steel profile and a manifold with two gaskets)

COLLECTION TRAYS



see page 364

Cisterns not included

1200 L CAPACITY COLLECTION TANK

ART.	W mm	D mm	H mm	RAL
ECO1324	1300	3627	400	7016

Made up of:

qty.	description
3	300 L capacity collection tank
9	Kit with 2 slats
3	Kit with 2 combs W=1200 mm
2	Tank coupling kit
1	Kit with 2 caps with gaskets



Example of tank coupling:

1. Tank coupling kit (made up of a drip-catcher galvanised steel profile and a manifold with two gaskets)
2. Kit with 2 caps with gaskets



LOAD CAPACITY



RAL 7016

COLLECTION TRAYS



POLYETHYLENE SUPPORT FOR RISER

ART.	W mm	D mm	H mm	for barrels		colour	
				no.	L		
FAX002068000005	465	610	410	1	200	Yellow	
FAX002070000005	1200	780	255	2	200	Yellow	



POLYETHYLENE COLLECTION TRAY WITH GRILLE FOR BARRELS

ART.	W mm	D mm	H mm	L	for barrels		colour	
					no.	L		
FAX002064000005	925	800	420	225	1	200	Yellow	
FAX002065000005	1350	800	420	305	2	200	Yellow	
FAX002066000005	1350	1350	490	500	4	200	Yellow	



see page 364



POLYETHYLENE COLLECTION TRAY WITH GRILLE FOR TANK

ART.	W mm	D mm	H mm	L	for tank		colour	
					no.	L		
FAX002067000005	1350	1350	970	1050	1	1000	Yellow	



see page 364



SAFETY CABINETS



CONFIGURE

ART.	W mm	D mm	H mm	KG	RAL
PERFOM12013	1048	600	1027	800	1004
PERFOM12014	1048	600	1027	800	7035+7016
PERFOM12015	1048	600	1027	800	7035
PERFOM12016	1048	600	1027	800	5012

Made up of:

qty.	description
1	Cabinet with slotted hinged doors
1	Slotted shelf
1	Sealed external liquid collection tray capacity 59 L



see page 364



CONFIGURE

ART.	W mm	D mm	H mm	KG	RAL
PERFOM12017	1023	555	1000	800	1004
PERFOM12018	1023	555	1000	800	7035+7016
PERFOM12019	1023	555	1000	800	7035
PERFOM12020	1023	555	1000	800	5012

Made up of:

qty.	description
1	Cabinet with slotted hinged doors
1	Kit with 2 sealed internal liquid collection tanks capacity 19 L



see page 364



CONFIGURE

ART.	W mm	D mm	H mm	KG	RAL
PERFOM12025	1048	600	1027	800	6011

Made up of:

qty.	description
1	Cabinet with slotted hinged doors
1	Slotted shelf
1	Sealed external liquid collection tray capacity 59 L



see page 364



LOAD CAPACITY



CAPACITY



RAL 7035 + RAL 7016



RAL 1004



RAL 5012



RAL 6011



RAL 7016



RAL 7035

SAFETY CABINETS



CONFIGURE

ART.	W mm	D mm	H mm	KG	RAL	
PERFOM14056	1048	600	2027	1200	6011	

Made up of:

qty.	description
1	Cabinet with slotted hinged doors
1	Kit with 3 slotted shelves
1	Sealed external liquid collection tray capacity 59 L



see page 364



CONFIGURE

ART.	W mm	D mm	H mm	KG	RAL	
PERFOM14057	1023	555	2000	1200	6011	

Made up of:

qty.	description
1	Cabinet with slotted hinged doors
2	Kit with 2 sealed internal liquid collection tanks capacity 19 L



see page 364



CONFIGURE

ART.	W mm	D mm	H mm	KG	RAL	
PERFOM14058	1023	555	2000	1200	7035	

Made up of:

qty.	description
1	Polycarbonate slotted hinged door cabinet
2	Kit with 2 sealed internal liquid collection tanks capacity 19 L



see page 364

ECOLOGY

TIPPABLE BUCKETS

COLLECTION TRAYS

BIG BAG HOLDER

SAFETY CABINETS

SAFETY CABINETS



CONFIGURE

ART.	W mm	D mm	H mm	KG	RAL	
PERFOM14025	1048	600	2027	1200	1004	
PERFOM14026	1048	600	2027	1200	7035+7016	
PERFOM14027	1048	600	2027	1200	7035	
PERFOM14028	1048	600	2027	1200	5012	

Made up of:

qty.	description
1	Cabinet with slotted hinged doors
1	Kit with 3 slotted shelves
1	Sealed external liquid collection tray capacity 59 L



see page 364



CONFIGURE

ART.	W mm	D mm	H mm	KG	RAL	
PERFOM14029	1023	555	2000	1200	1004	
PERFOM14030	1023	555	2000	1200	7035+7016	
PERFOM14031	1023	555	2000	1200	7035	
PERFOM14032	1023	555	2000	1200	5012	

Made up of:

qty.	description
1	Cabinet with slotted hinged doors
2	Kit with 2 sealed internal liquid collection tanks capacity 19 L



see page 364




LOAD CAPACITY RAL 7035+RAL 7016 RAL 1004 RAL 5012 RAL 6011 RAL 7035

CLEVER-COMBI

TROLLEYS PRO SERIES



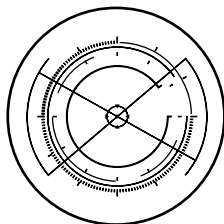
Clever and Combi are practical trolleys for moving products and equipment in the work environment. In particular, **Clever** is an innovative **modular trolley** which can also be used as a workshop trolley thanks to the possibility of customising it with shelves or a wooden worktop, drawers, perforated panels, doors, Iron Team hooks and accessories. **Combi**, on the other hand, has one or two **platforms** which make it ideal for use in **warehouse** for handling semi-finished products or products.



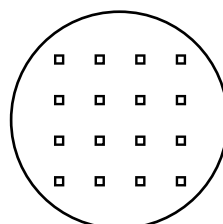
**EASY TO
ASSEMBLE**



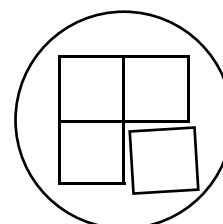
**SHELF LOAD-
BEARING
CAPACITY 100 KG**



CONFIGURABLE



**10X10 SQUARE
HOLES**



MODULAR



ART.	W mm	D mm	H mm	without wheels	wheel set	RAL	
CLEVER0903	908	515	819	300	225	7035	
CLEVER0904	908	515	819	300	225	5012	

Made up of:

qty.	description
1	Unassembled trolley without wheels
1	Kit with standard rubber wheels Ø 100 mm



ART.	W mm	D mm	H mm	without wheels	wheel set	RAL	
CLEVER0905	908	515	819	300	225	7035	
CLEVER0906	908	515	819	300	225	5012	

Made up of:

qty.	description
1	Unassembled trolley without wheels
1	Additional middle shelf
1	Kit with standard rubber wheels Ø 100 mm



ART.	W mm	D mm	H mm	without wheels	wheel set	RAL	
CLEVER0907	908	515	846	300	300	7035	
CLEVER0908	908	515	846	300	300	5012	

Made up of:

qty.	description
1	Unassembled trolley without wheels
1	Additional middle shelf
1	Non-marking synthetic rubber wheels kit Ø 125 mm



LOAD CAPACITY



RAL 5012



RAL 7035



ART.	W mm	D mm	H mm	without wheels	wheel set	RAL	
CLEVER1003	1028	615	819	300	225	7035	
CLEVER1004	1028	615	819	300	225	5012	

Made up of:

qty.	description
1	Unassembled trolley without wheels
1	Kit with standard rubber wheels Ø 100 mm



ART.	W mm	D mm	H mm	without wheels	wheel set	RAL	
CLEVER1005	1028	615	846	300	300	7035	
CLEVER1006	1028	615	846	300	300	5012	

Made up of:

qty.	description
1	Unassembled trolley without wheels
1	Additional middle shelf
1	Kit with standard rubber wheels Ø 125 mm



ART.	W mm	D mm	H mm	without wheels	wheel set	RAL	
CLEVER1007	1028	615	846	300	300	7035	
CLEVER1008	1028	615	846	300	300	5012	

Made up of:

qty.	description
1	Unassembled trolley without wheels
1	Additional middle shelf
1	Non-marking synthetic rubber wheels kit Ø 125 mm





ART.	W mm	D mm	H mm	without wheels	wheel set	RAL	
CLEVER1009	1028	615	868	300	300	7035	
CLEVER1010	1028	615	868	300	300	5012	

Made up of:

qty.	description
1	Unassembled trolley without wheels
1	Wooden worktop with supports
1	Non-marking synthetic rubber wheels kit Ø 125 mm

[CONFIGURE](#)



ART.	W mm	D mm	H mm	without wheels	wheel set	RAL	
CLEVER1011	1030	615	846	300	300	7035	
CLEVER1012	1030	615	846	300	300	5012	

Made up of:

qty.	description
1	Unassembled trolley without wheels
1	Additional middle shelf
2	Perforated side panel
1	Non-marking synthetic rubber wheels kit Ø 125 mm

[CONFIGURE](#)



ART.	W mm	D mm	H mm	without wheels	wheel set	RAL	
CLEVER1013	1030	615	868	300	300	7035	
CLEVER1014	1030	615	868	300	300	5012	

Made up of:

qty.	description
1	Unassembled trolley without wheels
1	Wooden worktop with supports
2	Perforated side panel
1	Non-marking synthetic rubber wheels kit Ø 125 mm

[CONFIGURE](#)



LOAD CAPACITY



RAL 5012



RAL 7035



ART.	W mm	D mm	H mm	KG		RAL	
				without wheels	wheel set		
CLEVER1015	1030	630	868	300	300	7035	
CLEVER1016	1030	630	868	300	300	5012	

Made up of:

qty.	description
1	Unassembled trolley without wheels
1	Wooden worktop with supports
2	Perforated side panel
1	Perforated rear panel
1	Non-marking synthetic rubber wheels kit Ø 125 mm

[CONFIGURE](#)



ART.	W mm	D mm	H mm	KG		RAL	
				without wheels	wheel set		
CLEVER1017	1030	655	868	300	300	7035	
CLEVER1018	1030	655	868	300	300	5012	

Made up of:

qty.	description
1	Unassembled trolley without wheels
1	Wooden worktop with supports
2	Perforated side panel
1	Perforated rear panel
1	Pair of hinged doors
1	Non-marking synthetic rubber wheels kit Ø 125 mm

[CONFIGURE](#)



ART.	W mm	D mm	H mm	KG		RAL	
				without wheels	wheel set		
CLEVER1019	1028	615	846	300	300	7035+7016	
CLEVER1020	1028	615	846	300	300	5012	

Made up of:

qty.	description
1	Unassembled trolley without wheels
1	Additional middle shelf
1	Cabinet W=500 mm with 1 drawer H=150 mm
1	Non-marking synthetic rubber wheels kit Ø 125 mm

[CONFIGURE](#)



ART.	W mm	D mm	H mm	KG		RAL	
				without wheels	wheel set		
CLEVER1021	1030	633	1538	300	300	7035	
CLEVER1022	1030	633	1538	300	300	5012	

Made up of:

qty.	description
1	Unassembled trolley without wheels
1	Wooden worktop with supports
2	Perforated side panel
1	Perforated rear panel
1	Pair of uprights for fastening the panel
1	Non-marking synthetic rubber wheels kit Ø 125 mm



ART.	W mm	D mm	H mm	KG		RAL	
				without wheels	wheel set		
CLEVER1023	1030	658	1538	300	300	7035	
CLEVER1024	1030	658	1538	300	300	5012	

Made up of:

qty.	description
1	Unassembled trolley without wheels
1	Wooden worktop with supports
2	Perforated side panel
2	Perforated rear panel
1	Pair of uprights for fastening the panel
1	Pair of hinged doors
1	Non-marking synthetic rubber wheels kit Ø 125 mm



ART.	W mm	D mm	H mm	KG		RAL	
				without wheels	wheel set		
CLEVER1025	1028	654	1538	300	300	7035+7016	
CLEVER1026	1028	654	1538	300	300	5012	

Made up of:

qty.	description
1	Unassembled trolley without wheels
1	Wooden worktop with supports
1	Perforated rear panel
1	Pair of uprights for fastening the panel
1	Cabinet W=500 mm with 1 drawer H=150 mm
1	Non-marking synthetic rubber wheels kit Ø 125 mm





CONFIGURE

ART.	W mm	D mm	H mm	KG		RAL
				without wheels	wheel set	
CLEVER1027	1347	633	1538	300	300	7035
CLEVER1028	1347	633	1538	300	300	5012

Made up of:

qty.	description
1	Unassembled trolley without wheels
1	Wooden worktop with supports
2	Perforated side panel
1	Perforated rear panel
1	Pair of uprights for fastening the panel
1	Large reversible shelf
1	Bar mount for Picking Box bins size 1/2
1	Kit of 3 Picking Box Air bins size 2
1	6-space spray-can holder
2	Angled 2-space silicone holder
1	Roll holder kit with roll Ø=240 mm
2	Magnet complete with clip and screw – 10-piece pack
1	Non-marking synthetic rubber wheels kit Ø 125 mm



CONFIGURE

ART.	W mm	D mm	H mm	KG		RAL	
				without wheels	wheel set		
CLEVER1029	1347	658	1538	300	300	7035	
CLEVER1030	1347	658	1538	300	300	5012	

Made up of:

qty.	description
1	Unassembled trolley without wheels
1	Wooden worktop with supports
2	Perforated side panel
2	Perforated rear panel
1	Pair of uprights for fastening the panel
1	Pair of hinged doors
1	Roll holder kit with roll Ø=240 mm
1	6-space spray-can holder
2	Large reversible shelf
1	Bin with 30 l capacity
1	Wieland Schuko/FR connection cable
1	Schuko 4-socket power strip
1	Schuko 2-socket power strip
1	Support for 4-socket power strip
1	Support for 2-socket power strip
2	Magnet complete with clip and screw – 10-piece pack
1	Non-marking synthetic rubber wheels kit Ø 125 mm



LOAD CAPACITY



RAL 5012



RAL 7035

CLEVER

COMPONENTS



UNASSEMBLED TROLLEY WITHOUT WHEELS

ART.	W mm	D mm	H mm	KG	RAL	
FCR10S0X208	908	515	691	300	7035	
FCR10S0X204	908	515	691	300	5012	
FCR11S0X208	1028	615	691	300	7035	
FCR11S0X204	1028	615	691	300	5012	



KIT WITH WHEELS

ART.	Ø mm	KG wheel set	H mm	material	↺	↻	
FKRD1002107	100	225	128	Standard rubber	2	2	
FKRB1252107	125	300	155	Standard rubber	2	2	
FKRU1252101	125	300	155	Non-marking synthetic rubber	2	2	
FKRS1252101	125	750	155	Elastic rubber	2	2	



ADDITIONAL MIDDLE SHELF

ART.	W mm	D mm	H mm	suitable for	KG	RAL	
FCR10120108	810	510	35	Trolley Clever Small	100	7035	
FCR10120104	810	510	35		100	5012	
FCR11120108	930	610	35	Trolley Clever Large	100	7035	
FCR11120104	930	610	35		100	5012	




CLEVER

COMPONENTS



PERFORATED REAR PANEL


ART.	W mm	D mm	H mm	suitable for	Hole dim. mm	Pitch mm	RAL	
FCR11150108	895	22	690	Trolley Clever Large	10x10	38	7035	
FCR11150104	895	22	690		10x10	38	5012	

 To install the panel on the upper part of the trolley it is necessary to order the pair of uprights



PAIR OF UPRIGHTS FOR FASTENING THE PANEL

ART.	W mm	D mm	H mm	RAL	
FCR10170139	45	35	650	7016	

 To install the panel on the upper part of the trolley it is necessary to order the pair of uprights



PAIR OF HINGED DOORS

ART.	W mm	D mm	H mm	suitable for	Hole dim. mm	Pitch mm	RAL	
FCR11160108	936	44	690	Trolley Clever Large	10x10	38	7035	
FCR11160104	936	44	690		10x10	38	5012	



PERFORATED SIDE PANEL

ART.	W mm	D mm	H mm	suitable for	Hole dim. mm	Pitch mm	RAL	
FCR11140108	573	7	688	Trolley Clever Large	10x10	38	7035	
FCR11140104	573	7	688		10x10	38	5012	



LOAD CAPACITY



FIXED WHEEL



SWIVEL WHEEL WITH BRAKE



RAL 5012



RAL 7016



RAL 7035

CLEVER

COMPONENTS



WOODEN WORKTOP WITH SUPPORTS

ART.	W mm	D mm	H mm	suitable for	KG	
FCR11130100	930	610	51	Trolley Clever Large	100	



CABINET W=500 MM WITH 1 DRAWER H=150 MM

ART.	W mm	D mm	H mm	KG	RAL	
FBG03S50C0001PD	500	630	210	80	7035+7016	
FBG03S50C000104	500	630	210	80	5012	

IRONTEAM


see page 196



FBLIT020099
FBLIT0610LQ



FBL95410000



FBLIT008039



FBLIT004039



FBLIT010039



FBLIT017039



FBLET012007



FBLET004007



FBLET005007



FBLET016007



WHEELED TROLLEY WITH STEEL BASE

ART.	W mm	D mm	H mm	 without wheels	Wheels						RAL
					Ø mm	material	 wheel set				
FCEP1052004	1095	700	1000	500	200	Standard rubber	615	1	1	2	5012



WHEELED TROLLEY WITH STEEL BASE

ART.	W mm	D mm	H mm	 without wheels	Wheels						RAL
					Ø mm	material	 wheel set				
FCEB1050308	1135	700	915	500	125	Standard rubber	300	1	1	2	7035
FCEB1050304	1135	700	915	500	125	Standard rubber	300	1	1	2	5012



WHEELED TROLLEY WITH STEEL BASE

ART.	W mm	D mm	H mm		Wheels		RAL
					Ø mm		
FCR00210008	555	445	845	150	100	4	7035
FCR00210004	555	445	845	150	100	4	5012


 LOAD CAPACITY
  FIXED WHEEL
  SWIVEL WHEEL
  SWIVEL WHEEL WITH BRAKE
  RAL 7035 + RAL 7016
  RAL 5012
  RAL 7035

BIN CART

MULTIPURPOSE MODULAR TROLLEYS PRO+ SERIES



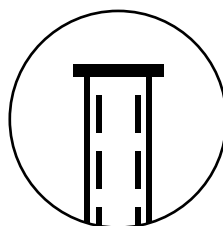
The Bin Cart trolley features a **basic structure consisting of a frame and double-sided uprights** which can be set up with a **wide range of components** to adapt it according to the operator's needs. Shelves, perforated panels, supports, hooks and container profiles transform Bin Carts into trolleys for warehouse picking, tyre holders, 5S Lean Production, holders for small parts, racks, for harnesses and much more. They are available in **three different widths** (700, 1000 or 1500 mm), **two heights** (1201 and 1809 mm) and can have wheels in standard rubber, synthetic non-marking rubber or elastic rubber.



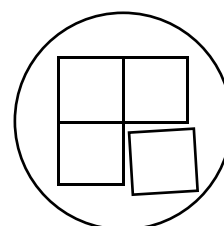
**EASY TO
ASSEMBLE**



**TROLLEY LOAD
CAPACITY 300 KG**



**PERFORATED
UPRIGHT PITCH 38
MM**



MODULAR

BIN CART



TROLLEY WITH 192 PICKING BOX AIR

ART.	W mm	D mm	H mm	KG	bins colour	RAL	
BINCART1050	1067	668	1384	300		7016	
BINCART1051	1067	668	1384	300		7016	
BINCART1052	1067	668	1384	300		7016	
BINCART1053	1067	668	1384	300		7016	
BINCART1054	1067	668	1384	300		7016	
BINCART1055	1067	668	1384	300		7016	

Complete with:

qty.	description
192	Picking Box Air polypropylene bin size 1

[CONFIGURE](#)



TROLLEY WITH 120 PICKING BOX AIR

ART.	W mm	D mm	H mm	KG	bins colour	RAL	
BINCART1056	1067	668	1384	300		7016	
BINCART1057	1067	668	1384	300		7016	
BINCART1058	1067	668	1384	300		7016	
BINCART1059	1067	668	1384	300		7016	
BINCART1060	1067	668	1384	300		7016	
BINCART1061	1067	668	1384	300		7016	

Complete with:

qty.	description
48	Picking Box Air polypropylene bin size 1
72	Picking Box Air polypropylene Bin size 2

[CONFIGURE](#)



TROLLEY WITH 100 PICKING BOX AIR

ART.	W mm	D mm	H mm	KG	bins colour	RAL	
BINCART1062	1067	668	1384	300		7016	
BINCART1063	1067	668	1384	300		7016	
BINCART1064	1067	668	1384	300		7016	
BINCART1065	1067	668	1384	300		7016	
BINCART1066	1067	668	1384	300		7016	
BINCART1067	1067	668	1384	300		7016	

Complete with:

qty.	description
48	Picking Box Air polypropylene bin size 1
36	Picking Box Air polypropylene Bin size 2
16	Picking Box Air polypropylene bin size 3A2

[CONFIGURE](#)



LOAD CAPACITY



RAL 7016

BIN CART



TROLLEY WITH 132 PICKING BOX AIR

ART.	W mm	D mm	H mm	KG	bins colour	RAL	
BINCART1068	1067	668	1384	300		7016	
BINCART1069	1067	668	1384	300		7016	
BINCART1070	1067	668	1384	300		7016	
BINCART1071	1067	668	1384	300		7016	
BINCART1072	1067	668	1384	300		7016	
BINCART1073	1067	668	1384	300		7016	

Complete with:

qty.	description
96	Picking Box Air polypropylene bin size 1
36	Picking Box Air polypropylene Bin size 2

[CONFIGURE](#)



TROLLEY WITH 48 PICKING BOX AIR

ART.	W mm	D mm	H mm	KG	bins colour	RAL	
BINCART1074	1067	668	1384	300		7016	
BINCART1075	1067	668	1384	300		7016	
BINCART1076	1067	668	1384	300		7016	
BINCART1077	1067	668	1384	300		7016	
BINCART1078	1067	668	1384	300		7016	
BINCART1079	1067	668	1384	300		7016	

Complete with:

qty.	description
48	Picking Box Air polypropylene bin size 3A2

[CONFIGURE](#)



TROLLEY WITH VISUAL BOX WITH WHEELS

ART.	W mm	D mm	H mm	KG	drawer units colour	RAL	
BINCART0701	761	668	1357	300		7016	
BINCART0710	761	668	1384	300		7016	

Complete with:

qty.	description
2	Visual Box cabinet with 3 drawers
2	Visual Box cabinet with 4 drawers
4	Visual Box cabinet with 5 drawers
6	Visual Box cabinet with 6 drawers

[CONFIGURE](#)



BIN CART



ART.	W mm	D mm	H mm	KG without wheels	KG wheel set	RAL
BINCART1007	1067	668	1543	300	300	7016

Made up of:

qty.	description
1	Unassembled trolley without wheels
1	Pair of support plates for aluminium profiles
3	Aluminium profile
1	Perforated panel/shelf with box-stop edge
1	Wall unit with door
3	Bar mount for Picking Box bins size 1/2
3	Kit of 4 Picking Box Air bins size 1
1	Non-marking synthetic rubber wheels kit Ø 125 mm

[CONFIGURE](#)



ART.	W mm	D mm	H mm	KG without wheels	KG wheel set	RAL
BINCART1006	1067	668	1965	300	300	7016

Made up of:

qty.	description
1	Unassembled trolley without wheels
2	Pair of support plates for aluminium profiles
6	Aluminium profile
1	Non-marking synthetic rubber wheels kit Ø 125 mm

[CONFIGURE](#)





LOAD CAPACITY



RAL 7016

BIN CART





ART.	W mm	D mm	H mm	 without wheels	 wheel set	RAL
BINCART0704	761	668	1357	300	300	7016

Made up of:

qty.	description
1	Unassembled trolley without wheels
4	Perforated panel/shelf with box-stop edge
2	Kit with panel wall-mounting brackets
1	Non-marking synthetic rubber wheels kit Ø 125 mm





ART.	W mm	D mm	H mm	 without wheels	 wheel set	RAL
BINCART1008	1067	668	1357	300	300	7016

Made up of:

qty.	description
1	Unassembled trolley without wheels
4	Perforated panel/shelf with box-stop edge
2	Kit with panel wall-mounting brackets
1	Non-marking synthetic rubber wheels kit Ø 125 mm



ART.	W mm	D mm	H mm	 without wheels	 wheel set	RAL
BINCART1501	1552	668	1357	300	300	7016



Made up of:

qty.	description
1	Unassembled trolley without wheels
4	Perforated panel/shelf with box-stop edge
2	Kit with panel wall-mounting brackets
1	Non-marking synthetic rubber wheels kit Ø 125 mm



BIN CART





ART.	W mm	D mm	H mm	 without wheels	 wheel set	RAL	
BINCART0705	761	668	1965	300	300	7016	

Made up of:

qty.	description
1	Unassembled trolley without wheels
6	Perforated panel/shelf with box-stop edge
3	Kit with panel wall-mounting brackets
1	Non-marking synthetic rubber wheels kit Ø 125 mm





ART.	W mm	D mm	H mm	 without wheels	 wheel set	RAL	
BINCART1009	1067	668	1965	300	300	7016	

Made up of:

qty.	description
1	Unassembled trolley without wheels
6	Perforated panel/shelf with box-stop edge
3	Kit with panel wall-mounting brackets
1	Non-marking synthetic rubber wheels kit Ø 125 mm



ART.	W mm	D mm	H mm	 without wheels	 wheel set	RAL	
BINCART1502	1552	668	1965	300	300	7016	

Made up of:

qty.	description
1	Unassembled trolley without wheels
6	Perforated panel/shelf with box-stop edge
3	Kit with panel wall-mounting brackets
1	Non-marking synthetic rubber wheels kit Ø 125 mm





LOAD CAPACITY



RAL 7016

BIN CART



ART.	W mm	D mm	H mm	 without wheels	 wheel set	RAL	
BINCART0706	761	668	1965	300	300	7016	



Made up of:

qty.	description
1	Unassembled trolley without wheels
2	Perforated panel/shelf with box-stop edge
1	Kit with panel wall-mounting brackets
1	Aluminium profile
10	Cable hook D=171 mm
1	Non-marking synthetic rubber wheels kit Ø 125 mm

[CONFIGURE](#) 

 PATENTED



ART.	W mm	D mm	H mm	 without wheels	 wheel set	RAL	
BINCART1010	1067	668	1965	300	300	7016	



Made up of:

qty.	description
1	Unassembled trolley without wheels
2	Perforated panel/shelf with box-stop edge
1	Kit with panel wall-mounting brackets
1	Aluminium profile
10	Cable hook D=171 mm
1	Non-marking synthetic rubber wheels kit Ø 125 mm

[CONFIGURE](#) 

 PATENTED



ART.	W mm	D mm	H mm	 without wheels	 wheel set	RAL	
BINCART1503	1552	668	1965	300	300	7016	

Made up of:



qty.	description
1	Unassembled trolley without wheels
2	Perforated panel/shelf with box-stop edge
1	Kit with panel wall-mounting brackets
1	Aluminium profile
10	Cable hook D=171 mm
1	Non-marking synthetic rubber wheels kit Ø 125 mm

[CONFIGURE](#) 

 PATENTED

BIN CART





ART.	W mm	D mm	H mm	 without wheels	 wheel set	RAL	
BINCART0707	761	668	1357	300	300	7016	

Made up of:

qty.	description
1	Unassembled trolley without wheels
1	Aluminium profile
10	Cable hook D=171 mm
1	Non-marking synthetic rubber wheels kit Ø 125 mm

[CONFIGURE](#) 



ART.	W mm	D mm	H mm	 without wheels	 wheel set	RAL	
BINCART1011	1067	668	1357	300	300	7016	

Made up of:



qty.	description
1	Unassembled trolley without wheels
1	Aluminium profile
10	Cable hook D=171 mm
1	Non-marking synthetic rubber wheels kit Ø 125 mm

[CONFIGURE](#) 



Equipment not included



ART.	W mm	D mm	H mm	 without wheels	 wheel set	RAL	
BINCART1504	1552	668	1357	300	300	7016	

Made up of:

qty.	description
1	Unassembled trolley without wheels
1	Aluminium profile
10	Cable hook D=171 mm
1	Non-marking synthetic rubber wheels kit Ø 125 mm

[CONFIGURE](#) 



LOAD CAPACITY



RAL 7016

BIN CART



ART.	W mm	D mm	H mm	without wheels	wheel set	RAL	
BINCART0708	761	668	1357	300	300	7016	

Made up of:

qty.	description
1	Unassembled trolley without wheels
2	Aluminium profile
6	Pair of supports D=266 mm
1	Non-marking synthetic rubber wheels kit Ø 125 mm

[CONFIGURE](#)



ART.	W mm	D mm	H mm	without wheels	wheel set	RAL	
BINCART1012	1067	668	1357	300	300	7016	

Made up of:

qty.	description
1	Unassembled trolley without wheels
2	Aluminium profile
6	Pair of supports D=266 mm
1	Non-marking synthetic rubber wheels kit Ø 125 mm

[CONFIGURE](#)



Equipment not included



ART.	W mm	D mm	H mm	without wheels	wheel set	RAL	
BINCART1505	1552	668	1357	300	300	7016	

Made up of:



qty.	description
1	Unassembled trolley without wheels
2	Aluminium profile
6	Pair of supports D=266 mm
1	Non-marking synthetic rubber wheels kit Ø 125 mm

[CONFIGURE](#)



BIN CART





ART.	W mm	D mm	H mm	 without wheels	 wheel set	RAL
BINCART0709	761	668	1965	300	300	7016

Made up of:

qty.	description
1	Unassembled trolley without wheels
1	Perforated panel/shelf with box-stop edge
1	Roll holder kit with roll Ø=240 mm
1	Small reversible shelf
2	Aluminium profile
3	Pair of supports D=421 mm
1	Non-marking synthetic rubber wheels kit Ø 125 mm

[CONFIGURE](#) 





ART.	W mm	D mm	H mm	 without wheels	 wheel set	RAL
BINCART1013	1067	668	1965	300	300	7016

Made up of:

qty.	description
1	Unassembled trolley without wheels
1	Perforated panel/shelf with box-stop edge
2	Wall unit with door
2	Aluminium profile
3	Pair of supports D=421 mm
1	Non-marking synthetic rubber wheels kit Ø 125 mm

[CONFIGURE](#) 



ART.	W mm	D mm	H mm	 without wheels	 wheel set	RAL
BINCART1506	1552	668	1965	300	300	7016

Made up of:

qty.	description
1	Unassembled trolley without wheels
1	Perforated panel/shelf with box-stop edge
1	Wall unit with door
2	Large reversible shelf
2	Aluminium profile
3	Pair of supports D=421 mm
1	Non-marking synthetic rubber wheels kit Ø 125 mm

[CONFIGURE](#) 



LOAD CAPACITY





RAL 7016

BIN CART



CONFIGURE 

PATENTED

ART.	W mm	D mm	H mm	 without wheels	 wheel set	RAL	
BINCART1005	1067	668	1677	300	300	7016	

Made up of:

qty.	description
1	Unassembled trolley without wheels
3	Non-perforated panel/shelf
1	Perforated panel/shelf with box-stop edge
1	Pair of L-shaped brackets
1	Joint for plate

qty.	description
1	Monitor support plate with VESA standard
1	Support for 4-socket power strip
1	Schuko 4-socket power strip
1	Wieland Schuko/FR connection cable
1	Non-marking synthetic rubber wheels kit Ø 125 mm

BIN CART



[CONFIGURE](#)

Containers excluded



ART.	W mm	D mm	H mm	without wheels	wheel set	RAL	
BINCART1004	1067	668	1357	300	300	7016	

Made up of:

qty.	description
1	Unassembled trolley without wheels
3	Perforated panel/shelf with box-stop edge
1	Aluminium profile
1	Non-marking synthetic rubber wheels kit Ø 125 mm



LOAD CAPACITY





RAL 7016

BIN CART



[CONFIGURE](#)

Workbench excluded

ART.	W mm	D mm	H mm	 without wheels	 wheel set	RAL	
BINCART1014	2513	850	2267	300	300	7016	

Made up of:

qty.	description
1	Unassembled trolley without wheels
1	Kit with 2 inclined supports with track
1	Double lamp
3	Perforated panel/shelf with box-stop edge
4	Kit of 2 Picking Box Air bins size 3A2
2	Swivel arm for upright
1	Non-marking synthetic rubber wheels kit Ø 125 mm

qty.	description
2	Monitor support plate with VESA standard
1	Panel for Picking Box
5	Bar mount for Picking Box bins size 1/2
5	Kit of 4 Picking Box Air bins size 1
1	Panel for Visual Box
2	Visual Box cabinet with 6 drawers
1	Visual Box cabinet with 5 drawers
1	Non-marking synthetic rubber wheels kit Ø 125 mm

BIN CART



[CONFIGURE](#)

Workbench excluded

ART.	W mm	D mm	H mm	without wheels	wheel set	RAL	
BINCART1507	2998	850	2267	300	300	7016	

Made up of:

qty.	description
1	Unassembled trolley without wheels
3	Perforated panel/shelf with box-stop edge
1	Kit with 2 inclined supports with track
1	Double lamp
2	Swivel arm for upright
2	Monitor support plate with VESA standard
1	Panel for Picking Box

qty.	description
4	Bar mount for Picking Box bins size 1/2
4	Kit of 4 Picking Box Air bins size 1
1	Panel for Visual Box
2	Visual Box cabinet with 6 drawers
1	Visual Box cabinet with 5 drawers
36	Picking Box Air polypropylene Bin size 2
1	Non-marking synthetic rubber wheels kit Ø 125 mm



LOAD CAPACITY



RAL 7016

BIN CART

COMPONENTS

W → 700 mm



UNASSEMBLED TROLLEY WITHOUT WHEELS

ART.	W mm	D mm	H mm	KG	per side	RAL	
FBC10070039	709	668	1201	300	150	7016	
FBC15070039	709	668	1809	300	150	7016	



ALUMINIUM PROFILE

ART.	W mm	D mm	H mm	KG	material	
FBC25070000	705	35	60	40	Aluminium	



PAIR OF PARTIAL SUPPORTS FOR VISUAL BOX

ART.	W mm	D mm	H mm	KG	RAL	
FBC30070139	649	50	319	75	7016	



PAIR OF FULL SUPPORTS FOR VISUAL BOX

ART.	W mm	D mm	H mm	KG	RAL	
FBC30070239	649	50	1153	150	7016	



BIN CART


COMPONENTS

W → 700 mm



NON-PERFORATED PANEL/SHELF

Can be used to close the base of the trolley

ART.	W mm	D mm	H mm		RAL	
FBL76580008	647	31	494	50	7035	



PERFORATED PANEL/SHELF WITH BOX-STOP EDGE

ART.	W mm	D mm	H mm	Hole dim. mm	Pitch mm	RAL	
FBL76080108	647	40	456	10x10	38	7035	
FBL76080104	647	40	456	10x10	38	5012	

VISUAL BOX



VISUAL BOX CABINET

ART.	multiple order qty	overall dimensions			drawers				colour	
		W mm	D mm	H mm	no.	W mm	D mm	H mm		
FAXVBCH00900001	1	600	68	78	9	56	43	47	Dark grey	
FAXVBCH00600001	1	600	96	112	6	88	65	70	Dark grey	
FAXVBCH00500001	1	600	140	168	5	108	98	107	Dark grey	
FAXVBCH00400001	1	600	178	206	4	138	127	134	Dark grey	
FAXVBCH00300001	1	600	210	242	3	180	145	161	Dark grey	



STOP FOR VISUAL BOX BOX CABINET

ART.	suitable for	
FAXVBCHL0900099	FAXVBCH009000	
FAXVBCHL0600099	FAXVBCH006000	
FAXVBCHL0500099	FAXVBCH005000	
FAXVBCHL0400099	FAXVBCH004000	
FAXVBCHL0300099	FAXVBCH003000	



LOAD CAPACITY



RAL 5012



RAL 7016



RAL 7035



ALUMINIUM

BIN CART

COMPONENTS

W → 1000 mm



UNASSEMBLED TROLLEY WITHOUT WHEELS

ART.	W mm	D mm	H mm	KG	KG per side	RAL	
FBC10100039	1015	668	1201	300	150	7016	
FBC15100039	1015	668	1809	300	150	7016	



ALUMINIUM PROFILE

ART.	W mm	D mm	H mm	KG	material	
FBC25100000	1011	35	60	40	Aluminium	



ALUMINIUM PROFILE FOR PICKING BOX AIR

ART.	W mm	D mm	H mm	KG	material	
FBC25100300	1011	35	118	80	Aluminium	



NON-PERFORATED PANEL/SHELF

Can be used to close the base of the trolley

ART.	W mm	D mm	H mm	KG	RAL	
FBL76680008	953	31	494	50	7035	



PERFORATED PANEL/SHELF WITH BOX-STOP EDGE

ART.	W mm	D mm	H mm	Hole dim. mm	Pitch mm	RAL	
FBL76170108	953	40	456	10x10	38	7035	
FBL76170104	953	40	456	10x10	38	5012	



BIN CART

COMPONENTS



W → 1000 mm

BIN WITH REINFORCED BASE

ART.	multiple order qty	size	overall dimensions			L	colour	
			W mm	D mm	H mm			
FPB0001R051LQ	48	1	108	173	76	1	Grey	
FPB0001R05139	48	1	108	173	76	1	Black	
FPB0001R05132	48	1	108	173	76	1	Blue	
FPB0001R0511Z	48	1	108	173	76	1	Yellow	
FPB0001R0512Y	48	1	108	173	76	1	Red	
FPB0001R0514Q	48	1	108	173	76	1	Green	



BIN WITH REINFORCED BASE

ART.	multiple order qty	size	overall dimensions			L	colour	
			W mm	D mm	H mm			
FPB0002R051LQ	36	2	160	234	127	3,8	Grey	
FPB0002R05139	36	2	160	234	127	3,8	Black	
FPB0002R05132	36	2	160	234	127	3,8	Blue	
FPB0002R0511Z	36	2	160	234	127	3,8	Yellow	
FPB0002R0512Y	36	2	160	234	127	3,8	Red	
FPB0002R0514Q	36	2	160	234	127	3,8	Green	



BIN WITH REINFORCED BASE


ART.	multiple order qty	size	overall dimensions			L	colour	
			W mm	D mm	H mm			
FPB03A2R051LQ	16	3A2	224	354	147	9,4	Grey	
FPB03A2R05139	16	3A2	224	354	147	9,4	Black	
FPB03A2R05132	16	3A2	224	354	147	9,4	Blue	
FPB03A2R0511Z	16	3A2	224	354	147	9,4	Yellow	
FPB03A2R0512Y	16	3A2	224	354	147	9,4	Red	
FPB03A2R0514Q	16	3A2	224	354	147	9,4	Green	



PAIR OF SUPPORT PLATES FOR ALUMINIUM PROFILES

ART.	W mm	D mm	H mm	KG	RAL	
FBC40100039	524	104	3	80	7016	

1. Aluminium profile
2. Pair of support plates for aluminium profiles
3. Cable hook D=221 mm



LOAD CAPACITY



RAL 5012



RAL 7016



RAL 7035



ALUMINIUM

BIN CART

COMPONENTS

W → 1500 mm




UNASSEMBLED TROLLEY WITHOUT WHEELS

ART.	W mm	D mm	H mm	KG	KG per side	RAL	
FBC10150039	1500	668	1201	300	150	7016	
FBC15150039	1500	668	1809	300	150	7016	



ALUMINIUM PROFILE

ART.	W mm	D mm	H mm	KG	material	
FBC25150000	1496	35	60	40	Aluminium	



PERFORATED PANEL/SHELF WITH BOX-STOP EDGE

ART.	W mm	D mm	H mm	Hole dim. mm	Pitch mm	RAL	
FBL76320108	1438	40	456	10x10	38	7035	
FBL76320104	1438	40	456	10x10	38	5012	



BIN CART

COMPONENTS

W → 700 - 1000 - 1500 mm



CABLE HOOK

ART.	W mm	D mm	H mm	KG	
FBC35100099	28	171	84	10	
FBC35150099	28	221	84	10	
FBC35200099	28	271	84	10	



PAIR OF SUPPORTS

ART.	overall dimensions			useful dimensions	KG	RAL	
	W mm	D mm	H mm	D mm			
FBC45030008	36	300	136	266	70	7035	
FBC45040008	36	455	136	421	50	7035	



KIT WITH WHEELS

ART.	Ø mm	KG wheel set	H mm	material	↻	⊘	
FKRD1002107	100	225	128	Standard rubber	2	2	
FKRB1252107	125	300	155	Standard rubber	2	2	
FKRU1252101	125	300	155	Non-marking synthetic rubber	2	2	
FKRS1252101	125	750	155	Elastic rubber	2	2	

IRON TEAM

see page 196



FBLIT020099
FBLIT0610LQ



FBL95410000



FBLIT008039



FBLIT004039



FBLIT010039



FBLIT017039



FBLET012007



FBLET004007



FBLET005007



FBLET016007



LOAD CAPACITY



FIXED WHEEL



SWIVEL WHEEL WITH BRAKE



RAL 5012



RAL 7016



RAL 7035



ALUMINIUM

GEAR GARAGE







FEATURES

IT ALL STARTS AT THE TOP

The lower modules have a 630 mm deep worktop, providing ample space to work in comfort.

THE SLIDING DOOR

Cabinets with sliding doors increase the storage capacity of the workstation by reducing the clutter and obstacles that would result from using cabinets with hinged doors.



Courtesy of Trident Motorsport



A SECRET CABINET

The technical cabinet is designed to conceal cable reels and electrical cables, so that only those items required for the job are readily visible.



GARAGE FLIP-UP OPENING

Flip-up openings can be inserted in the lower modules to utilise space that would otherwise be wasted. They facilitate the sorting of waste, and help to keep the workplace clean and tidy.



AROUND THE CORNER

The corner module can be upgraded with up to 4 electrical sockets and 2 cable reels. It allows for optimal use of space and a large worktop surface.





A DRAWER FULL OF SURPRISES

100% extension and 70 kg load capacity make these drawers the ideal storage solution for work equipment and tools. Full pull-out provides a complete view of the interior and facilitates removal of the stored items.




FREE-STANDING

All Gear Garage solutions require no masonry anchoring. The various structures such as modules and wall units are free-standing.



SUSPENDED STORAGE

The wall unit, with soft touch vasistas opening, can be mounted on walls or perforated walls and provides an additional space for work equipment organisation.



MODULES

The modular Gear Garage system permits integration of several modules to create structures that can be easily adapted to the size of the space where they are to be installed. The modules are available in 7 different widths, from a minimum of 512 mm to a maximum of 2040 mm, and are subdivided into base modules, worktops, wall units, cabinets, chests of drawers and corner units.



TOPS IN VARIOUS DESIGNS



Satin **Stainless steel**



Rubberised Steel



Multiplex Wood

WARRANTY



The 10-year warranty on Fami products aptly reflects the premium-quality materials we use and the care and dedication that go into the production of our furnishings to make them reliable and durable.




Courtesy of Trident Motorsport


ALL THE COLOURS AND THEN SOME!

Depending on the environment where it is installed or on the corporate colours, Gear Garage can be in a single-colour or twotone. Up to 12 RAL colours are available to customise the frame and façades.

FRAME



FAÇADES



Frame and façades in **Ideaone colours RAL 7035 + RAL 7016 are available from stock.



CONFIGURE

ART.	W mm	D mm	H mm	Top	RAL
GARAGE086	3306	2694	2000	Satin stainless steel	7035+7016
GARAGE087	3306	2694	2000	Rubberised steel	7035+7016





CONFIGURE

ART.	W mm	D mm	H mm	Top	RAL
GARAGE090	3063	640	2000	Satin stainless steel	7035+7016
GARAGE091	3063	640	2000	Rubberised steel	7035+7016



[CONFIGURE](#)

ART.	W mm	D mm	H mm	Top	RAL
GARAGE088	8976	640	2000	Satin stainless steel	7035+7016
GARAGE089	8976	640	2000	Rubberised steel	7035+7016



[CONFIGURE](#)

ART.	W mm	D mm	H mm	Top	RAL
GARAGE104	2757	640	2000	Satin stainless steel	7035+7016
GARAGE105	2757	640	2000	Rubberised steel	7035+7016



CONFIGURE

ART.	W mm	D mm	H mm	Top	RAL
GARAGE094	1940	640	2000	Satin stainless steel	7035+7016
GARAGE095	1940	640	2000	Rubberised steel	7035+7016



[CONFIGURE](#)

ART.	W mm	D mm	H mm	Top	RAL
GARAGE106	5515	640	2000	Satin stainless steel	7035+7016
GARAGE107	5515	640	2000	Rubberised steel	7035+7016



[CONFIGURE](#)

ART.	W mm	D mm	H mm	Top	RAL
GARAGE096	1940	640	2000	Satin stainless steel	7035+7016
GARAGE097	1940	640	2000	Rubberised steel	7035+7016



[CONFIGURE](#)

ART.	W mm	D mm	H mm	Top	RAL
GARAGE092	2142	640	2000	Satin stainless steel	7035+7016
GARAGE093	2142	640	2000	Rubberised steel	7035+7016



[CONFIGURE](#)

ART.	W mm	D mm	H mm	Top	RAL
GARAGE110	5712	640	2000	Satin stainless steel	7035+7016
GARAGE111	5712	640	2000	Rubberised steel	7035+7016



[CONFIGURE](#)

ART.	W mm	D mm	H mm	Top	RAL
GARAGE098	1428	640	2000	Satin stainless steel	7035+7016
GARAGE099	1428	640	2000	Rubberised steel	7035+7016





CONFIGURE

ART.	W mm	D mm	H mm	Top	RAL
GARAGE100	2041	640	2000	Satin stainless steel	7035+7016
GARAGE101	2041	640	2000	Rubberised steel	7035+7016



[CONFIGURE](#)

ART.	W mm	D mm	H mm	Top	RAL
GARAGE108	5508	640	2000	Satin stainless steel	7035+7016
GARAGE109	5508	640	2000	Rubberised steel	7035+7016



[CONFIGURE](#)

ART.	W mm	D mm	H mm	Top	RAL
GARAGE102	2041	640	2000	Satin stainless steel	7035+7016
GARAGE103	2041	640	2000	Rubberised steel	7035+7016



7 GEAR GARAGE







3D

MODULE - DIM. (mm): W=714 D=640 H=2000

ART.	Top	RAL	
GARAGE001	Satin stainless steel	7035+7016	
GARAGE002	Rubberised steel	7035+7016	



3D

MODULE - DIM. (mm): W=714 D=640 H=2000

ART.	Top	RAL	
GARAGE003	Satin stainless steel	7035+7016	
GARAGE004	Rubberised steel	7035+7016	



3D

MODULE - DIM. (mm): W=714 D=640 H=2000

ART.	Top	RAL	
GARAGE005	Satin stainless steel	7035+7016	
GARAGE006	Rubberised steel	7035+7016	



3D

MODULE - DIM. (mm): W=714 D=640 H=2000

ART.	RAL		
GARAGE007	7035+7016		



3D

MODULE - DIM. (mm): W=714 D=640 H=2000

ART.	Top	RAL	
GARAGE008	Satin stainless steel	7035+7016	
GARAGE009	Rubberised steel	7035+7016	



3D

MODULE - DIM. (mm): W=714 D=640 H=2000

ART.	Top	RAL	
GARAGE010	Satin stainless steel	7035+7016	
GARAGE011	Rubberised steel	7035+7016	



3D

MODULE - DIM. (mm): W=1020 D=640 H=2000

ART.	Top	RAL	
GARAGE012	Satin stainless steel	7035+7016	
GARAGE013	Rubberised steel	7035+7016	



3D

MODULE - DIM. (mm): W=1020 D=640 H=2000

ART.	Top	RAL	
GARAGE014	Satin stainless steel	7035+7016	
GARAGE015	Rubberised steel	7035+7016	



3D

MODULE - DIM. (mm): W=1020 D=640 H=2000

ART.	Top	RAL	
GARAGE016	Satin stainless steel	7035+7016	
GARAGE017	Rubberised steel	7035+7016	



3D

MODULE - DIM. (mm): W=1020 D=640 H=2000

ART.	Top	RAL	
GARAGE018	Satin stainless steel	7035+7016	
GARAGE019	Rubberised steel	7035+7016	



3D

MODULE - DIM. (mm): W=1020 D=640 H=2000

ART.	Top	RAL	
GARAGE020	Satin stainless steel	7035+7016	
GARAGE021	Rubberised steel	7035+7016	



3D

MODULE - DIM. (mm): W=1020 D=640 H=2000

ART.	Top	RAL	
GARAGE022	Satin stainless steel	7035+7016	
GARAGE023	Rubberised steel	7035+7016	



3D

MODULE - DIM. (mm): W=1428 D=640 H=2000

ART.	Top	RAL	
GARAGE024	Satin stainless steel	7035+7016	
GARAGE025	Rubberised steel	7035+7016	



3D

MODULE - DIM. (mm): W=1428 D=640 H=2000

ART.	Top	RAL	
GARAGE026	Satin stainless steel	7035+7016	
GARAGE027	Rubberised steel	7035+7016	



3D

MODULE - DIM. (mm): W=1428 D=640 H=2000

ART.	Top	RAL	
GARAGE028	Satin stainless steel	7035+7016	
GARAGE029	Rubberised steel	7035+7016	



3D

MODULE - DIM. (mm): W=1428 D=640 H=2000

ART.	Top	RAL	
GARAGE030	Satin stainless steel	7035+7016	
GARAGE031	Rubberised steel	7035+7016	



3D

MODULE - DIM. (mm): W=1428 D=640 H=2000

ART.	Top	RAL	
GARAGE032	Satin stainless steel	7035+7016	
GARAGE033	Rubberised steel	7035+7016	



3D

MODULE - DIM. (mm): W=1428 D=640 H=2000

ART.	Top	RAL	
GARAGE034	Satin stainless steel	7035+7016	
GARAGE035	Rubberised steel	7035+7016	



3D

MODULE - DIM. (mm): W=1734 D=640 H=2000

ART.	Top	RAL	
GARAGE036	Satin stainless steel	7035+7016	
GARAGE037	Rubberised steel	7035+7016	



3D

MODULE - DIM. (mm): W=1734 D=640 H=2000

ART.	Top	RAL	
GARAGE038	Satin stainless steel	7035+7016	



3D

MODULE - DIM. (mm): W=1734 D=640 H=2000

ART.	Top	RAL	
GARAGE039	Satin stainless steel	7035+7016	
GARAGE040	Rubberised steel	7035+7016	



3D

MODULE - DIM. (mm): W=1734 D=640 H=2000

ART.	Top	RAL	
GARAGE041	Satin stainless steel	7035+7016	
GARAGE042	Rubberised steel	7035+7016	



3D

MODULE - DIM. (mm): W=1734 D=640 H=2000

ART.	Top	RAL	
GARAGE043	Satin stainless steel	7035+7016	
GARAGE044	Rubberised steel	7035+7016	



3D

MODULE - DIM. (mm): W=1734 D=640 H=2000

ART.	Top	RAL	
GARAGE045	Satin stainless steel	7035+7016	
GARAGE046	Rubberised steel	7035+7016	



3D

MODULE - DIM. (mm): W=2040 D=640 H=2000

ART.	Top	RAL	
GARAGE047	Satin stainless steel	7035+7016	
GARAGE048	Rubberised steel	7035+7016	



3D

MODULE - DIM. (mm): W=2040 D=640 H=2000

ART.	Top	RAL	
GARAGE049	Satin stainless steel	7035+7016	
GARAGE050	Rubberised steel	7035+7016	



3D

MODULE - DIM. (mm): W=2040 D=640 H=2000

ART.	Top	RAL	
GARAGE051	Satin stainless steel	7035+7016	
GARAGE052	Rubberised steel	7035+7016	



3D

MODULE - DIM. (mm): W=2040 D=640 H=2000

ART.	Top	RAL	
GARAGE053	Satin stainless steel	7035+7016	
GARAGE054	Rubberised steel	7035+7016	



3D

MODULE - DIM. (mm): W=2040 D=640 H=2000

ART.	Top	RAL	
GARAGE055	Satin stainless steel	7035+7016	
GARAGE056	Rubberised steel	7035+7016	



3D

MODULE - DIM. (mm): W=2040 D=640 H=2000

ART.	Top	RAL	
GARAGE057	Satin stainless steel	7035+7016	
GARAGE058	Rubberised steel	7035+7016	



3D

MODULE - DIM. (mm): W=2040 D=640 H=2000

ART.	Top	RAL	
GARAGE059	Satin stainless steel	7035+7016	
GARAGE060	Rubberised steel	7035+7016	



3D

MODULE - DIM. (mm): W=2040 D=640 H=2000

ART.	Top	RAL	
GARAGE061	Satin stainless steel	7035+7016	
GARAGE062	Rubberised steel	7035+7016	



3D

MODULE - DIM. (mm): W=2040 D=640 H=2000

ART.	Top	RAL	
GARAGE063	Satin stainless steel	7035+7016	
GARAGE064	Rubberised steel	7035+7016	

Courtesy of Trident Motorsport





3D

MODULE - DIM. (mm): W=754 D=754 H=2000

ART.	Top	RAL	
GARAGE112	Satin stainless steel	7035+7016	
GARAGE113	Rubberised steel	7035+7016	



3D

MODULE - DIM. (mm): W=714 D=754 H=2000

ART.	Top	RAL	
GARAGE114	Satin stainless steel	7035+7016	
GARAGE115	Rubberised steel	7035+7016	



3D

MODULE - DIM. (mm): W=583 D=600 H=921

ART.	RAL	
GARAGE116	7035+7016	





CABINET WITH HINGED DOORS

Pair of filler strips for cabinet



3D

PERFOM - DIM. (mm): W=512 D=640 H=2000

ART.	RAL	
GARAGE065	7035+7016	



3D

PERFOM - DIM. (mm): W=512 D=640 H=2000

ART.	RAL	
GARAGE066	7035+7016	



see page 364

CABINET WITH HINGED DOORS



3D

PERFOM - DIM. (mm): W=1023 D=640 H=2000

ART.	RAL	
GARAGE068	7035+7016	



3D

PERFOM - DIM. (mm): W=1023 D=640 H=2000

ART.	RAL	
GARAGE069	7035+7016	



3D

PERFOM - DIM. (mm): W=1023 D=640 H=2000

ART.	RAL	
GARAGE072	7035+7016	



3D

PERFOM - DIM. (mm): W=1023 D=640 H=2000

ART.	RAL	
GARAGE073	7035+7016	





CABINET WITH SLIDING DOORS

Pair of uprights



3D

PERFOM - DIM. (mm): W=1020 D=640 H=2000

ART.	RAL	
GARAGE074	7035+7016	



3D

PERFOM - DIM. (mm): W=1020 D=640 H=2000

ART.	RAL	
GARAGE076	7035+7016	



3D

PERFOM - DIM. (mm): W=1427 D=640 H=2000

ART.	RAL	
GARAGE077	7035+7016	



3D

PERFOM - DIM. (mm): W=1427 D=640 H=2000

ART.	RAL	
GARAGE079	7035+7016	



CABINET WITH SLIDING DOORS

Pair of uprights



3D

PERFOM - DIM. (mm): W=2040 D=640 H=2000

ART.	RAL	
GARAGE080	7035+7016	



3D

PERFOM - DIM. (mm): W=2040 D=640 H=2000

ART.	RAL	
GARAGE082	7035+7016	

ACCESSORIES



ELECTRICAL WINDER WITH SCHUKO SOCKET

ART.	Cable length (m)	Type of socket	Volt	Watt	
MBR13S0V0V00100	20	Schuko	230	1600	



WINDER FOR COMPRESSED AIR

ART.	Cable length (m)	Max MPa pressure	Ø mm	
MBR13S0V0V00200	14	1,5	10	



ROLL FOR WINDER

ART.	
MBR13S0V0V00339	




PLATE FOR WINDER

To be fastened to the back of the cabinet

ART.	
MBR13S0V0V00499	



1. Technical cabinet W=560 mm configured for door
2. Module: Roll for winder



3. Module: 4-socket power strip
4. Module: 2-socket power strip



DIVIDING MATERIAL

36X27 EH W= 717 mm



ART.	Suitable for drawer H mm	components	
FFH10051000	50/300	3 x 3-channel divider 9 x 4-channel divider 12 x Transversal divider W=47 mm 36 x Transversal divider W=36 mm	



ART.	Suitable for drawer H mm	components	
FFH10051300	50/300	18 x Transversal divider W=47 mm 12 x Transversal divider W=73 mm 6 x 2-channel divider 6 x 3-channel divider	



ART.	Suitable for drawer H mm	components	
FFH10051500	50/300	20 x Transversal divider W=36 mm 20 x Transversal divider W=47 mm 6 x 3-channel divider 5 x 4-channel divider 1 x Allen key holder	



ART.	Suitable for drawer H mm	components	
FFH10071800	75	16 x 75x75 mm Divider box 8 x 150x75 mm Divider box 4 x 150x150 mm Divider box	



ART.	Suitable for drawer H mm	components	
FFH10071600	75	12 x 150x75 mm Divider box	
FFH10101600	100/125	6 x 150x150 mm Divider box	



ART.	Suitable for drawer H mm	components	
FFH10070500	75		
FFH10100500	100/125	2 x Longitudinal slotted divider W=457 mm	
FFH10150500	150/175	3 x Transversal divider w=202 mm	
FFH10200500	200/250		



DIVIDING MATERIAL

54X27 EH W= 1023 mm



ART.	Suitable for drawer H mm	components	
FFH40051200	50/300	15 x Transversal divider W=36 mm 10 x Transversal divider W=47 mm 6 x Transversal divider W=73 mm 6 x 2-channel divider 6 x 3-channel divider 6 x 4-channel divider	



ART.	Suitable for drawer H mm	components	
FFH40051500	50/300	30 x Transversal divider W=36 mm 10 x Transversal divider W=47 mm 6 x 3-channel divider 12 x 4-channel divider	



ART.	Suitable for drawer H mm	components	
FFH40071100	75	18 x 150x150 mm Divider box	
FFH40101100	100/125		



ART.	Suitable for drawer H mm	components	
FFH40071300	75	12 x 150x75 mm Divider box 12 x 150x150 mm Divider box	
FFH40101300	100/125		



ART.	Suitable for drawer H mm	components	
FFH40071600	75	20 x 75x75 mm Divider box 14 x 150x75 mm Divider box 6 x 150x150 mm Divider box	



ART.	Suitable for drawer H mm	components	
FFH40070500	75	4 x Longitudinal slotted divider W=457 mm 2 x Transversal divider W=151 mm 3 x Transversal divider W=202 mm	
FFH40100500	100/125		
FFH40150500	150/175		
FFH40200500	200/250		

THE
BLOCK

UNIPOK
MIX AND MATCH







A series of horizontal lines for writing, starting with a double-line header and followed by many single-line rows.

GENERAL CONDITIONS OF THE CONTRACTUAL WARRANTY OFFERED BY FAMI

Dear Customer,

Every Fami Srl product that you purchase is accompanied by a contractual warranty (the "Warranty") that is regulated in accordance with the terms and procedures specified below.

1. RECITALS

1.1 In the Conditions that follow, the terms specified below shall have the following meaning:

a) Seller: Fami Srl;

b) Customer: any party (physical person, company, body or legal entity) that purchases the Seller's Products;

c) Product(s): the goods manufactured, assembled and/or marketed by the Seller, excluding Products under the Store Van brand.

2. SCOPE OF THE WARRANTY

2.1 Fami Srl guarantees that the Products are free from faults and conform to the technical specifications declared by the Seller.

2.2 It is agreed that the dimensions of Products are to be understood as taking into account the margins of operating tolerances existing on the market, with reference to the type, quantity and quality of the Products. The Seller, therefore, does not guarantee the Products' compliance with particular specifications or technical characteristics or their suitability for particular uses other than those indicated in the technical specifications stated by Fami Srl and provided in the user and maintenance manual, unless such characteristics have been expressly agreed in the sales contract.

2.3 If Product defects are reported by the Customer and subsequently confirmed, the Customer will be entitled to have the Product repaired free of charge or, if repair is impossible or prohibitively expensive, the free replacement of the Product, at the sole discretion of the Seller and with the exclusion of any further or different obligation on the part of Fami Srl.

2.4 The Warranty does not affect the rights provided by Legislative Decree No. 206 06/09/2005, as amended and supplemented (the "Consumer Code"), if the Customer qualifies as a "consumer". Such rights therefore remain intact.

3. WARRANTY APPLICATION CONDITIONS

3.1 To activate the Warranty, the Customer must inform Fami Srl, within the time limits stated in articles 4 and 5 below, of any defects found, by submitting a Complaint (the "Complaint") containing the information specified in art. 5 below.

3.2 Once the Complaint has been made, the Customer must immediately refrain from using the defective Product(s).

3.3 Upon receipt of the Complaint, the Seller shall make every effort to ascertain the existence, nature and extent of the defects and to verify the timeliness of the Complaint pursuant to art 5 below. For these purposes, the Customer must make the defective Product(s) available for inspection, including through sending photographic documentation or the use of videoconferencing systems. The Product will be repaired by the Seller at its own premises or branch, or at the premises of an authorised dealer. The Seller reserves the right to repair the Product at the Customer's premises. If necessary, the Customer will be required to send, at its expense, the defective Product to one of the above locations, as indicated by the Seller, notwithstanding the provisions of the Consumer Code. The Seller shall send the new Product or the repaired Product to the Buyer and shall bear the shipping costs.

3.4 The repair of a defective Product shall be carried out within a reasonable time in relation to the extent of the defect.

4. DURATION – COVERAGE PERIOD

4.1 The Product Warranty will have a duration of 10 years starting from the Product delivery date, except in the case of marketed products, electronic components, software and wear parts, which have a warranty of 12 months starting from the delivery date of the parts. Please note that "delivery date" is understood as the date on which the Products leave the Fami Srl warehouses for delivery to the Customer, unless otherwise provided for in the sales contract.

4.2 For repaired or replaced Products, the warranty begins again for 12 months from repair or replacement. Overall, therefore, the duration of the Warranty for Products repaired or replaced by the Seller is a maximum of 11 years or, in the case of marketed products, electronic components, software and wear parts, a maximum of 24 months from the beginning of the duration of the Warranty referred to in article 4.1 above.

4.3 Upon expiry of the term referred to in article 4.1 above, the right of recourse provided for by art. 131 of the Italian Consumer Code, when applicable, shall be considered as time-barred and inadmissible.

5. SUBMISSION TIME LIMITS AND PROCEDURES

5.1 During the period of validity of the Warranty, any complaints relating to the state of the packaging, quantities, number or external features of the Products (faults and defects not hidden and visible from the outside) must be specified by the Buyer on the delivery note, and the Transport Document must be signed, indicating the words "reserving all specific rights". No later than 2 (two) working days from receipt of the Products, the Customer must send the Seller, in an email to: assistenza@famisp.it, a copy of the delivery note and related photographic evidence, providing detailed information on the condition of the Products and the nature of the defects found.

5.2. Any complaints relating to defects not detectable by careful inspection at the time of receipt of the Products (faults and hidden defects) must be submitted to the Seller, under penalty of forfeiture, within and no later than 7 (seven) days from the date of discovery of the defect, via certified email to: pec@pec.famisp.it, specifying the precise product code, the batch (if available), the date of delivery and nature of the defect.

6. EXCLUSIONS AND LIMITATION OF LIABILITY

6.1 The warranty does not apply to products whose defects are due to: a) transport operations; b) non-compliance with measures that are part of normal maintenance practices; negligent and careless use; c) failure to follow the Seller's instructions for the use and/or storage of the product; d) failure to comply with the installation norms, and/or any other indications or instructions shown on the technical notes supplied with the product if the Seller has not already directly performed the installation; e) tampering, maintenance in general, adjustments attempted by the Customer or by persons not authorised by the Seller; f) abnormal use and/or misuse of the Product, placement of the Product in damp, excessively hot, cold, dusty or harmful environments (with chlorine, lacquers, paints or other chemicals and/or toxic agents present) or in any environments not suitable for the proper storage of the Products, insofar as such circumstances have not been reported to the Seller before the purchase of the Products and the Seller has guaranteed the Products' tolerability of such environments; g) worsening of the damage caused by the Customer's use of the Products after the defects have been detected; h) use of spare parts, components and accessories that are not original or not recommended by the Seller (replacement or repair of non-original parts cannot be requested) and damage caused to the Product by the use of such parts; i) anomalies or defective functioning of the power supply; l) corrosion, incrustations or breakages caused by stray current loads, condensation, aggression or acidity of water, improperly performed descaling treatments, sludge or lime deposits; m) unforeseeable circumstances, force majeure circumstances such as, by way of non-exhaustive example, frost, overheating, fire, theft, natural events (such as, for example, hail, tornadoes, lightning, floods, earthquakes), vandalism, accidents and other similar events.

6.2 The Warranty shall not be applicable if the selling price of the Products has not been fully paid, with the proviso that, if the payment is to be made by instalments, the Warranty shall be immediately applicable and shall remain so as long as the instalments are paid on time.

6.3 The Seller shall not be liable for any damage that may, directly or indirectly, be caused to persons, things or animals as a consequence of non-compliance with all the instructions in the installation, use and maintenance booklet.

6.4 The Seller declines all responsibility for indirect damage caused by the defectiveness of a Product such as, by way of non-exhaustive example, production stoppages or failure to ship or transfer the Product to third parties.

6.5 In any case, the Seller's liability may not exceed the amount paid by the Customer for the individual sales contract, the content of which has given rise to the circumstances regarding a possible claim for damages and/or compensation.

6.6 The Products must be used only for the purposes specified and in compliance with safety regulations, in accordance with the instructions shown in the installation, use and maintenance manual provided by the Seller; if the Customer uses or resells the Products purchased and/or the Products from the Seller for any other purposes, they do so at their own risk and peril, with all consequent liability. In this case, the Seller's contractual and/or extra-contractual liability is excluded both for any direct or indirect damage also suffered by third parties and is excluded also in the case of poor maintenance, improper use, failure to observe safety rules and other conditions; the Customer shall also hold the Seller harmless from costs and/or liabilities that may arise against him.

7. COMPETENT COURT AND APPLICABLE LAW

7.1 Any disputes arising from or related to these General Conditions of Warranty and/or individual Contracts such as, by way of non-exhaustive example, disputes relating to their existence, validity, interpretation, effectiveness or execution, shall be resolved exclusively by the Court of Vicenza, even if the Contract contains international elements, without prejudice to the mandatory regulations of the Consumer Code.

7.2 These General Conditions of Warranty are entirely governed by and shall be interpreted under Italian law, even if the Contract has international elements, with the express exclusion of the 1980 Vienna Convention.

GENERAL CONDITIONS OF SALE

1. DEFINITIONS

1.1 Pursuant to the Conditions herein, the terms specified below shall have the following meaning:

- a) Seller: Fami Srl;
- b) Buyer: any company, body or legal entity that purchases the Seller's products;
- c) Products: the goods manufactured, assembled and/or marketed by the Seller;
- d) Order: each proposal for the purchase of Products submitted by the Buyer to the Seller;
- e) Order Confirmation: the Seller's written acceptance of the Order;
- f) Contract: the sale concluded between the Seller and the Buyer at the time of the Buyer's receipt of the Order Confirmation;
- g) Parties: the Seller and Buyer jointly;
- h) Trademarks: all the trademarks of which the Seller is the owner or licensee;
- i) Intellectual property rights: all intellectual and/or industrial property rights of Fami Srl, including, without limitation, the rights relating to patents for inventions, designs or models, utility models, trademarks, know-how, technical specifications, data and software, regardless of whether or not such rights are recorded, as well as any application or registration relating to those rights and to any other right or form of protection of a similar nature or having equivalent effect.

2. GENERAL PROVISIONS

- 2.1 These General Conditions of Sale (hereinafter the "Conditions") form an integral part of the Contracts concluded between the Seller and the Buyer for the supply of Products.
- 2.2 The Conditions have effect between Fami Srl (hereinafter "Fami") and the Buyer without the need for an express reference thereto or a specific agreement to that effect. Any different condition or term applies only if confirmed in writing by the Seller.
- 2.3 The Seller reserves the right to amend, supplement or delete any provision of these General Conditions of Sale at any time and to give notification of the changes through the dedicated page of the company website, provided that such additions, amendments or deletions apply to all Sales concluded from the 15th day after the communication (via publication on the web site or via the newsletter or any correspondence sent in writing) of the new Conditions of Sale to the Purchaser.
- 2.4 Any reference to commercial terms (such as EXW, DPA, DPU, DDP, etc.) is to be understood as referring to the Incoterms® of the International Chamber of Commerce, included in the text in force on the date of conclusion of the Contract.

3. FIELD OF APPLICATION

- 3.1 These General Conditions of Sale (hereinafter the "Conditions") apply to all contracts (whether concluded by phone, fax, email or website), unless otherwise expressly agreed in writing by the Parties, and form an integral and substantial part of every Order and Order Confirmation, even if not expressly mentioned.
- 3.2 The Buyer may not invoke or object to Conditions other than the Conditions herein. Therefore, any conditions specified in writing by the Buyer in the Order, or in any other phase of the contractual negotiation including after the Order Confirmation, as well as any general conditions of purchase of the Buyer, shall not be valid. Any written or verbal condition sent by collaborators, employees, agents or representatives of the Seller has no effect unless reproduced in the text of the Order Confirmation or unless confirmed in writing by the Seller. In this regard, the partial or complete execution of the Order by Fami or any other fulfilment thereof in respect of the Buyer shall not be valid and cannot be interpreted as tacit or implicit acceptance of any general condition of contract that has not been explicitly signed by Fami.
- 3.3 The Conditions are valid only for contractual relations between Fami and professional operators, so Legislative Decree No. 206 of 6 September 2005 (Consumer Code), as amended, is not applicable.

4. OFFERS AND ORDERS

- 4.1 The offers made by the Seller are not to be considered binding. The information in catalogues, brochures and price lists are not binding for the Seller, who reserves the right to make any changes to the Products and their prices. Therefore, the Seller shall be considered solely bound by the information in the Order Confirmation.
- 4.2 Each Order sent by the Buyer, either directly to Fami or through the agents or representatives of the Seller, is understood as an irrevocable purchase offer that will remain effective for 30 (thirty) days from the date of its regular receipt by the Seller, unless waived by explicit declaration from time to time.
- 4.3 The Buyer's submission of the Order implies that he or she has fully read and acknowledged all the Conditions herein, which shall therefore be understood as fully accepted by the Purchaser without limitations or reservations.
- 4.4 Orders and/or changes to Orders made verbally or by phone must be confirmed in writing by the Buyer. Otherwise, the Seller shall not be responsible for any errors or misunderstandings.
- 4.5 The Seller expressly reserves the right to evaluate any Order without being bound accept it.
- 4.6 Orders duly accepted by the Seller via the Order Confirmation cannot be cancelled by the Buyer without the written consent of the Seller.

5. CONCLUSION OF THE CONTRACT

- 5.1 The Contract may be considered concluded only after the sending of an Order Confirmation by Fami (via email, fax or other equivalent electronic means) for each individual Order. In any case, the issue of the invoice by the Seller or the execution of the order by the Seller will be considered as confirmation.
- 5.2 If the Order Confirmation contains additions, limitations or other changes to the Order, the Buyer's assent to these changes will be deemed tacitly given unless written notification is sent to the Seller within two working days of their receipt of the Order.
- 5.3 Changes and additions requested by the Buyer after the conclusion of the Contract will have no value and effect unless the Seller accepts them in writing, with possible clarification of the new delivery time, price and payment method.
- 5.4 All Contracts are always considered concluded at the registered offices of Fami Srl in Italy, 36027 Rosà (VI), Via Stazione Rossano 13.

6. PRICES

- 6.1. The prices of the Products shall be those specified in the Seller's price list in force at the time the Order is finalised or, if the Product is not included in the price list or the price list is not available, those specified in the Order Confirmation.
- 6.2 The prices of the products will be those indicated in the Order Confirmation and, unless otherwise agreed, are understood as applicable to goods delivered ex works (EXW). These prices, unless stated otherwise in the Order Confirmation, do not include the costs and expenses of special packaging, shipping, insurance and transportation from the Seller's premises, any expenses, taxes or duties relating to the sale of the Products, including the costs of all customs formalities (by way of non-exhaustive example: customs duties, taxes and other charges for the exportation of the Products), which shall be borne by the Buyer.
- 6.3 The Seller reserves the right to make a price adjustment in the event of a change in (a) the Contract, requested by the Buyer after the conclusion thereof and accepted by the Seller, and in (b) the type of delivery, material or execution of the Products due to the incompleteness or inaccuracy of the information and/or documentation provided by the Buyer.

7. TERMS OF PAYMENT

- 7.1. At the time of conclusion of the Contract, the Seller may ask the Buyer to pay a deposit of 30% of the value of the supply order. The Parties may agree in any case the payment of a different confirmation deposit, subject to prior written agreement in the Contract.
- 7.2 In the event of non-payment of the deposit, the Contract, where applicable, shall be considered terminated ipso jure and the Seller may demand payment of any amounts accrued as at that time, in addition to compensation for any financial and non-financial damages and costs, including legal costs where incurred.
- 7.3 Where the terms of payment are not specified in the Contract, the payment must be made by bank transfer within 30 days from the end of month invoice date. The payment shall be considered effected when the amount becomes available to the Seller at its bank in Italy. If the Parties have agreed on advance payment without further specifications, it is assumed that the advance payment refers to the entire price of the Products included in the supply order. In the case of delivery in instalments, the Buyer shall pay the appropriate amount for each delivery batch, unless otherwise agreed in writing in the Contract.
- 7.4 Payments must be made in the agreed currency and any banking fees or commissions owed in connection with the payment will be fully borne by the Buyer.
- 7.5 In the case of partial non-payment or delayed payment by the Buyer, the Seller shall have, without prejudice to all other rights, the right to suspend further deliveries even if they were due under separate contracts and to demand immediate and full payment of all the goods ordered and to postpone its deliveries for a period equivalent to the delay in payment, whatever the amount may be, until the payment and related interest on arrears has been settled.
- 7.6 Such non-payments and late payments shall give the Seller the right to recognition and payment, in its favour, of the interest on arrears pursuant to Legislative Decree No. 231/2002, in addition to costs, including legal costs, which may be considered necessary for the recovery of the sums due to the Seller for any reason.
- 7.7 Failure to pay even a single invoice will result in the Seller having the right to terminate any Contract concluded with the Buyer pursuant to art. 1456 of the Italian Civil Code and to suspend the processing or delivery of any other order supply in progress, without prejudice, in any case, to full compensation for any damage resulting from the Buyer's non-fulfilment or delay. Any delays in the processing of orders or in deliveries, caused by previous suspensions of production due to non-payments by the Buyer do not constitute non-fulfilment by the Seller.
- 7.8 Any claims or disputes shall not give the Buyer the right to suspend or delay payments.

8. DELIVERY TERMS

- 8.1. The delivery time shall be that indicated in the Order Confirmation and, unless otherwise agreed, shall be understood as ex-works (EXW) from the Seller's plant. If requested and expressly agreed in writing in the Contract, Fami shall take care of the transportation of the Products, at the risk, cost and expense of the Buyer. Any transport costs shall be borne by the Buyer and shall not affect shipment risks, which shall continue to be borne by the Buyer at the latest upon delivery of the Products to the first carrier.
- 8.2. The delivery of the Products must take place within the time specified in the Contract, calculated in working days, with the specification that delivery times are purely indicative and are not essential terms and, in any case, do not include transport times. The Seller shall, therefore, not be responsible for any delay in delivery for any reason.
- 8.3. If the Buyer asks the Seller for a change in the delivery time, the request must be made in writing and the Buyer must in any case settle the payment for the order supply within the terms indicated in article 7 of these Conditions. The only costs excluded are those for storage, delivery, assembly, disassembly and installation, which must be paid within the new agreed delivery date.
- 8.4. Upon receipt of the notice of goods ready for shipment, the Buyer must collect the goods within 10 (ten) days. Otherwise, the Products may be stored outdoors, with the Seller being released from any liability and all guarantees being forfeited in favour of the Seller; the Buyer shall bear any handling and storage costs incurred by the Seller, which may also, at its discretion, have the Products placed in storage at the Buyer's expense.
- 8.5 The Seller shall be entitled to issue a regular invoice within 10 (ten) days from the notice of goods ready for shipment.
- 8.6 In the case of delayed pick-up of the prepared goods for any reason not dependent on the will of the Seller, the delivery shall be deemed to have been made ten days after the

communication of the notice of goods ready for shipment. In this case the Seller shall have the right to issue an invoice and to claim fulfilment of the agreed terms of payment and may carry out the packaging, transport or storage of the goods at the Buyer's expense, without prejudice to compensation for any damage suffered, including for warehousing, safekeeping and storage of goods.

9. WARRANTY AND COMPLAINTS

9.1 The rules for the Warranty offered by the Seller are set out in the General Conditions of Warranty document viewable at www.famispa.com on the site and, with regard solely to Products under the Store Van brand, in the General Conditions of Warranty document viewable at www.storevan.com.

9.2 At the time of receipt of the Products, the Buyer must inspect the Products in the presence of the carrier entrusted with delivery, in order to check for any defects visible from the outside (such as, by way of non-exhaustive example, the quantities and packaging of the Products or the Products' conformity with the indications of the Order Confirmation).

9.3 Any complaints relating to packaging, quantities, number or external features of the Products (faults and defects not hidden and visible from the outside) must be specified by the Buyer on the delivery note and the Transport Document must be signed, indicating the words "reserving all specific rights". No later than 2 (two) working days from receipt of the Products, the Buyer shall send the Seller, in an email to: assistenza@famispa.it, a copy of the delivery note and related photographic evidence, providing detailed information on the condition of the Products and the nature of the defects found.

9.4 Without prejudice to the duration of the Warranty offered by the Seller, any claims for defects not detectable by careful inspection at the time of receipt of the Products (faults and hidden defects) must be submitted to the Seller, under penalty of forfeiture, within and no later than 7 (seven) days from the date of discovery of the defect, via certified email to: pec@pec.famispa.it, specifying the product code, the batch (if available), the date of delivery and nature of the defect.

9.5 Any Product for which no objection has been raised in accordance with the procedures and terms indicated above shall be considered approved and accepted by the Buyer.

9.6 In no case shall the Seller's agents, customers or intermediaries have the power to represent and commit the Seller to any binding obligations to the Buyer or other third parties. To this end, any communication relating to faults or defects of the Products shall be invalid and ineffective if made to the agents, customers or intermediaries of the Seller, or in any form or manner other than those indicated above.

10. RETENTION OF TITLE

10.1 The Products remain the property of the Seller until the date on which the Purchaser has paid the full price of the Products and all sums due to the Seller.

10.2 If in the Buyer's country of domicile it is necessary, for the validity of the Seller's retention of title, to ensure the completion of administrative or legal formalities, including, without any limitation, the registration of the Products in public registers or the affixing of special seals on the Products, the Purchaser hereby agrees to cooperate with the Seller to carry out all the necessary acts to obtain the valid right, including with respect to third parties, to the retention of title.

11. FORCE MAJEURE

11.1 Both the Buyer and Fami may suspend the performance of their contractual obligations when said performance becomes impossible or unreasonably burdensome due to an unforeseeable impediment that is not under their control, such as, by way of non-exhaustive example, strikes, epidemics and/or pandemics, boycotts, lockouts, fires, wars, riots and revolutions, requisitions, embargoes or power cuts.

11.2 The Party wishing to invoke this clause must immediately inform the other Party in writing, by certified email, of the occurrence and cessation of the of force majeure circumstances.

11.3 If the suspension due to force majeure lasts more than eight weeks, each Party shall have the right to terminate the Order, subject to 10 days' notice, to be conveyed to the other in writing, by registered letter with return receipt or by certified email.

11.4 In any case, it is understood that the Seller will be entitled to receive payment for any Products already delivered, in addition to reimbursement of any expenses already incurred.

12. CHANGE IN THE BUYER'S FINANCIAL SITUATION

12.1 Fami shall be entitled to suspend the fulfilment of the obligations arising from the supply of the Products in the event that the Buyer's financial situation becomes such as to seriously endanger the Buyer's ability to pay, unless a suitable guarantee is given. It is understood that the Seller will be entitled to receive payment for any Products already delivered, in addition to the reimbursement of any expenses already incurred.

13. INTELLECTUAL PROPERTY RIGHTS

13.1 Intellectual Property Rights are the total and exclusive property of the Seller and their communication or use within the scope of these Conditions does not constitute, in relation to them, any right or claim on the part of the Buyer. The latter undertakes not to perform any act incompatible with the ownership of the Intellectual Property Rights.

13.2 The Buyer declares that: a) the Seller is the exclusive owner of the Trademarks; b) it shall refrain from using and registering marks that are similar to and/or confusable with the Trademarks; c) it shall use the Trademarks only in accordance with the Seller's instructions and only for the purposes set out in these Conditions.

14. COMPETENT COURT AND APPLICABLE LAW

14.1 Any disputes arising from or related to these General Conditions of Sale and/or individual Contracts such as, by way of non-exhaustive example, disputes relating to their existence, validity, interpretation, effectiveness or execution, shall be resolved exclusively by the Court of Vicenza, even if the Contract contains international elements.

14.2 Notwithstanding the above, the Seller in any case has the right to bring the dispute before the competent court at the place of the Buyer's registered offices.

14.3 These General Conditions of Sale and/or each individual Contract are entirely governed by and shall be interpreted under Italian law, even if the Contract has international elements, with the express exclusion of the 1980 Vienna Convention.

15. PRIVACY POLICY

15.1 The Buyer declares that it has received all the information provided in accordance with art. 13 of EU Regulation No. 2016/679 (GDPR) and gives its consent to the processing of personal data for the purposes referred to in these general conditions of sale and to be aware that in relation to the data supplied, it may exercise the rights provided by Legislative Decree 196/2003 and by Regulation EU No. 2016/679 (GDPR). The Seller declares that the controller of the data collected is Fami Srl, with registered offices in Rosà (VI), Via Stazione Rossano 13, VAT No. and tax code 03498610249.

16. COMPLIANCE WITH LAW 231/2001

16.1 The Buyer acknowledges that Fami Srl has adopted and implements an Organisation, Management and Control Model pursuant to Legislative Decree 231/01, along with the related Code of Ethics and Disciplinary System, details of which can be viewed on the company website www.famispa.com. The Buyer endorses the principles of the aforementioned Organisation, Management and Control Model and its annexes, and undertakes to comply with its contents, principles and procedures and, in general, to refrain from any conduct that may constitute any of the offences specified in Legislative Decree 231/01, as amended, and included in the aforementioned Organisation, Management and Control Model. The Buyer also undertakes to comply with, and to ensure its employees' compliance with, all the principles stated in said documentation and the behavioural protocols provided by our organisation, pursuant to Legislative Decree 231/2001 and the annexes to this contract. Any breach of the rules provided by the aforementioned documents shall constitute a serious breach of contract.

17. FINAL PROVISIONS

17.1 Should one of the Parties fail to take legal action or exercise their rights under these Conditions, such acquiescent conduct cannot be interpreted as a final waiver of such legal action or the exercising of such rights in the future.

17.2 The sale of Products by Fami to the Buyer does not give the latter any exclusive territorial right nor does it allow the Buyer to take on the status of distributor or dealer for Fami.

17.3 The partial or total invalidity of individual provisions of these Conditions shall not affect the validity of the remaining provisions.

PATENTS

Some of the components are protected by a European design model and/or an industrial invention patent.

AIR



WWW.FAMISPA.COM

VIA STAZIONE ROSSANO 13
36027 ROSÀ (VICENZA) ITALIA

TEL. +39 0424 58 54 55
FAX +39 0424 58 54 70

E-MAIL: INFO@FAMISPA.IT

RESELLER STAMP