

MASTER DE

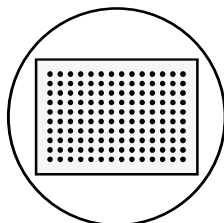
CABINETS WITH DRAWERS PRO SERIES



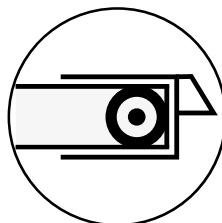
The drawer cabinets of the Master DE line ensure storing work materials is highly flexible thanks to the possibility of setting them up both with **hinged doors and shelves** and with **drawers** with adjustable capacity and pull-out. In particular, the drawers can have a **pull-out between 92% and 100%** and a **load capacity between 50 and 100 kg**. Furthermore, they can be freely divided internally with **dividers, divider boxes and tool trays**. **Upper tops** of various types can be installed as well as **plinths** to raise the cabinet from the ground.



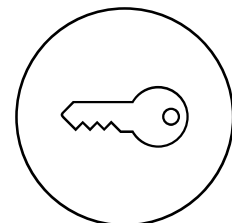
DRAWER LOAD-BEARING CAPACITY FROM 50 TO 100 KG



PERFORATED DRAWERS



BALL BEARINGS



KEY-OPERATED CLOSURE

MASTER DE



TOP IN SATIN STAINLESS STEEL

The satin stainless steel top allows work and interventions to be performed without damaging the cabinet. It features a high level of corrosion and heat resistance.



MULTIPLEX TOP

The multiplex top transforms the upper part of the cabinet into a solid and robust work surface. It is resistant to shocks and scratches and is suitable for heavy-duty operations.



RUBBER LINED STEEL TOP

The top is made of galvanised steel and coated with oil-resistant rubber. It is particularly suitable for the use of oils or for interventions that involve cutting tools.



3-EDGE TOP SHELF COATED WITH PVC

The PVC-coated 3-edge top protects the upper part of the cabinet and, thanks to the raised edges, prevents the material placed on it from falling off.



BASES

The bases have a dual function: they raise the drawer cabinet off the floor and allow it to be moved using forklift trucks or transpallets.



LOCK

The cylinder lock is connected via a square rod to the rear locking unit consisting of a rotating element in plastic material and a locking rod in sheet steel. Turning the key activates the cam system of the locking unit which rotates the rear rod (A).



FULL EXTENSION



FREE TO CONFIGURE
Change the drawer's extension quickly and easily to increase the load-bearing capacity up to 100 kg.



HIGH-PERFORMANCE RUNNERS



QUICK MOVEMENT WITHOUT PROBLEMS
The runners allow the bearing to be moved to the front of the cabinet, thus increasing the visibility, load-bearing capacity and extension.



PERFORATED DRAWERS



ORGANISATION DOWN TO THE MILLIMETRE
Holes and slots on the drawers make it easier to add internal dividers for optimally arranging tools and materials.

MASTER DE

DRAWER EXTRACTION AND MANAGEMENT

The Master DE drawer represents a revolution in the world of industrial furnishing as it was designed and developed to be customised independently in terms of extraction/capacity and internal division.


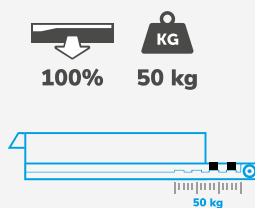


FREELY CONFIGURABLE


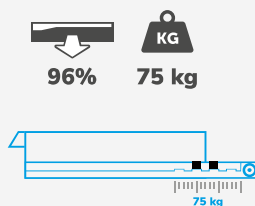
The new flexible extension guide allows mechanical adjustment of the rear stop of the drawer/retractable shelf in 3 different positions, thus obtaining 3 different capacities: 50, 75 and 100 kg. A label indicates the maximum capacity of the drawer depending on its extraction and the type of guide.




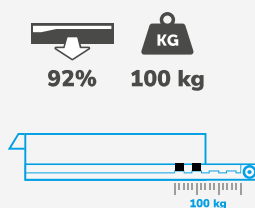
FLEXIBLE GUIDE CONFIGURED FOR FULL EXTRACTION 50 KG



FLEXIBLE GUIDE CONFIGURED FOR FULL EXTRACTION 75 KG



FLEXIBLE GUIDE CONFIGURED FOR PARTIAL EXTRACTION 100 KG



MASTER DE



The innovations that simplify identification of the contents of the drawers.

With Sylogik® Syfront technology, the drawer front is no longer just a closing element but becomes an actual visual interface.

- Customisation with aesthetic and decorative elements
- User input: labels to describe and catalogue the contents
- User output: ability to insert visual or descriptive messages on the handle

CUSTOMISABLE HANDLES

A WEALTH OF INFORMATION

Add barcodes, labels or images to handles for quick identification of the contents of each individual drawer.



COLOURS

The Master DE cabinet is available in 3 colour combinations for the cabinet body while the handle is only available in Dark Grey.

CABINET



7016
7035



7035



5012

FRONT HANDLE



Dark Grey

KEY

EH

36x36 EH 54x36 EH



Cabinet dimensions

| | | |
|----|-----|------|
| W= | 714 | 1020 |
| D= | 726 | 726 |



Drawer internal dimensions

| | | |
|----|-----|-----|
| W= | 602 | 908 |
| D= | 602 | 602 |

PR



Adjustable shelf





CONFIGURE 

CABINET WITH 6 DRAWERS 6X150



| ART. | drawers | | RAL | |
|-----------------|--|---|-----------|--|
| |  KG |  | | |
| D33A100C01001PD | 100-75-50 | 92-96-100% | 7035+7016 | |
| D33A100C0100108 | 100-75-50 | 92-96-100% | 7035 | |
| D33A100C0100104 | 100-75-50 | 92-96-100% | 5012 | |

H=1000 mm



CONFIGURE 

CABINET WITH 7 DRAWERS 1X50 2X75 2X100 1X200 1X300



| ART. | drawers | | RAL | |
|-----------------|--|---|-----------|--|
| |  KG |  | | |
| D33A100C01002PD | 100-75-50 | 92-96-100% | 7035+7016 | |
| D33A100C0100208 | 100-75-50 | 92-96-100% | 7035 | |
| D33A100C0100204 | 100-75-50 | 92-96-100% | 5012 | |

H=1000 mm



CONFIGURE 

CABINET WITH 8 DRAWERS 1X50 2X75 2X100 2X150 1X200



| ART. | drawers | | RAL | |
|-----------------|--|---|-----------|--|
| |  KG |  | | |
| D33A100C01003PD | 100-75-50 | 92-96-100% | 7035+7016 | |
| D33A100C0100308 | 100-75-50 | 92-96-100% | 7035 | |
| D33A100C0100304 | 100-75-50 | 92-96-100% | 5012 | |

H=1000 mm



CONFIGURE 

CABINET WITH 9 DRAWERS 9X100

| ART. | drawers | | RAL | |
|-----------------|--|---|-----------|--|
| |  KG |  | | |
| D33A100C01004PD | 100-75-50 | 92-96-100% | 7035+7016 | |
| D33A100C0100408 | 100-75-50 | 92-96-100% | 7035 | |
| D33A100C0100404 | 100-75-50 | 92-96-100% | 5012 | |

H=1000 mm

DIVIDING MATERIAL




| ART. | Suitable for drawer H mm | components | |
|-------------|--------------------------|--|--|
| FFH20051500 | 50/300 | 35 x Transversal divider W=73 mm 16 x 2-channel divider | |



| ART. | Suitable for drawer H mm | components | |
|-------------|--------------------------|--|--|
| FFH20051600 | 50/300 | 50 x Transversal divider W=47 mm 16 x 3-channel divider | |



| ART. | Suitable for drawer H mm | components | |
|-------------|--------------------------|--|--|
| FFH20051700 | 50/300 | 65 x Transversal divider W=36 mm 16 x 4-channel divider | |



| ART. | Suitable for drawer H mm | components | |
|-------------|--------------------------|---|--|
| FFH20051200 | 50 | 16 x 75x75 mm Divider box 16 x 150x75 mm Divider box 4 x 150x150 mm Divider box | |
| FFH20071200 | 75 | | |



| ART. | Suitable for drawer H mm | components | |
|-------------|--------------------------|--|--|
| FFH20051300 | 50 | 16 x 150x75 mm Divider box 8 x 150x150 mm Divider box | |
| FFH20071300 | 75 | | |
| FFH20101300 | 100/125 | | |



| ART. | Suitable for drawer H mm | components | |
|-------------|--------------------------|---|--|
| FFH20050600 | 50 | 2 x Longitudinal slotted divider W=610 mm 3 x Transversal divider W=202 mm | |
| FFH20070600 | 75 | | |
| FFH20100600 | 100/125 | | |
| FFH20150600 | 150/175 | | |
| FFH20200600 | 200/250 | | |
| FFH20300600 | 300 | | |



LOAD CAPACITY



EXTRACTION



RAL 7035 + RAL 7016



RAL 5012





RAL 7035



CONFIGURE 

CABINET WITH 6 DRAWERS 6X150



| ART. | drawers | | RAL |
|-----------------|--|---|-----------|
| |  KG |  | |
| D53A100C01001PD | 100-75-50 | 92-96-100% | 7035+7016 |
| D53A100C0100108 | 100-75-50 | 92-96-100% | 7035 |
| D53A100C0100104 | 100-75-50 | 92-96-100% | 5012 |

H=1000 mm



CONFIGURE 

CABINET WITH 7 DRAWERS 1X50 2X75 2X100 1X200 1X300



| ART. | drawers | | RAL |
|-----------------|--|---|-----------|
| |  KG |  | |
| D53A100C01002PD | 100-75-50 | 92-96-100% | 7035+7016 |
| D53A100C0100208 | 100-75-50 | 92-96-100% | 7035 |
| D53A100C0100204 | 100-75-50 | 92-96-100% | 5012 |

H=1000 mm



CONFIGURE 

CABINET WITH 8 DRAWERS 1X50 2X75 2X100 2X150 1X200

| ART. | drawers | | RAL |
|-----------------|--|---|-----------|
| |  KG |  | |
| D53A100C01003PD | 100-75-50 | 92-96-100% | 7035+7016 |
| D53A100C0100308 | 100-75-50 | 92-96-100% | 7035 |
| D53A100C0100304 | 100-75-50 | 92-96-100% | 5012 |

H=1000 mm



CONFIGURE 

CABINET WITH DOORS 1XPR

| ART. | No. of door | No. of adjustable shelves | RAL |
|-----------------|-------------|---------------------------|-----------|
| D53A100C01005PD | 2 | 1 | 7035+7016 |
| D53A100C0100508 | 2 | 1 | 7035 |
| D53A100C0100504 | 2 | 1 | 5012 |

H=1000 mm



CONFIGURE 

CABINET WITH DOORS 1XPR

| ART. | No. of door | Door material | No. of adjustable shelves | RAL |
|-----------------|-------------|---------------|---------------------------|-----------|
| D53A100C01006PD | 2 | Polycarbonate | 1 | 7035+7016 |
| D53A100C0100608 | 2 | Polycarbonate | 1 | 7035 |
| D53A100C0100604 | 2 | Polycarbonate | 1 | 5012 |

H=1000 mm




DIVIDING MATERIAL



| ART. | Suitable for drawer H mm | components | |
|-------------|--------------------------|---|--|
| FFH50051900 | 50/300 | 30 x Transversal divider W=36 mm 10 x Transversal divider W=47 mm 8 x 3-channel divider 16 x 4-channel divider | |



| ART. | Suitable for drawer H mm | components | |
|-------------|--------------------------|---|--|
| FFH50050800 | 50 | 12 x 150x75 mm Divider box 18 x 150x150 mm Divider box | |
| FFH50070800 | 75 | | |
| FFH50100800 | 100/125 | | |



| ART. | Suitable for drawer H mm | components | |
|-------------|--------------------------|--|--|
| FFH50051700 | 50 | 20 x 75x75 mm Divider box 14 x 150x75 mm Divider box 12 x 150x150 mm Divider box | |
| FFH50071700 | 75 | | |



| ART. | Suitable for drawer H mm | components | |
|-------------|--------------------------|-----------------------------|--|
| FFH50051800 | 50 | 24 x 150x150 mm Divider box | |
| FFH50071800 | 75 | | |
| FFH50101800 | 100/125 | | |



| ART. | Suitable for drawer H mm | components | |
|-------------|--------------------------|--|--|
| FFH50051300 | 50 | 5 x Longitudinal slotted divider W=610 mm 12 x Transversal divider W=151 mm | |
| FFH50071300 | 75 | | |
| FFH50101300 | 100/125 | | |
| FFH50151300 | 150/175 | | |
| FFH50201300 | 200/250 | | |
| FFH50301300 | 300 | | |



| ART. | Suitable for drawer H mm | components | |
|-------------|--------------------------|---|--|
| FFH50050700 | 50 | 4 x Longitudinal slotted divider W=610 mm 2 x Transversal divider W=151 mm 3 x Transversal divider W=202 mm | |
| FFH50070700 | 75 | | |
| FFH50100700 | 100/125 | | |
| FFH50150700 | 150/175 | | |
| FFH50200700 | 200/250 | | |
| FFH50300700 | 300 | | |



MASTER DE

ACCESSORIES



3-EDGE TOP SHELF COATED WITH PVC

| ART. | suitable for cabinet EH | W mm | D mm | H mm | colour | |
|-----------------|-------------------------|------|------|------|--------|--|
| M33T023AG003107 | 36x36 | 715 | 729 | 23 | Black | |
| M53T023AG003107 | 54x36 | 1021 | 729 | 23 | Black | |



STAINLESS STEEL TOP

| ART. | suitable for cabinet EH | W mm | D mm | H mm | | |
|-----------------|-------------------------|------|------|------|--|--|
| M33T030MDNX710A | 36x36 | 714 | 726 | 31 | | |
| M53T030MDNX710A | 54x36 | 1020 | 726 | 31 | | |



RUBBER LINED STEEL TOP

| ART. | suitable for cabinet EH | W mm | D mm | H mm | colour | |
|-----------------|-------------------------|------|------|------|--------|--|
| M33T030MDGM7107 | 36x36 | 714 | 726 | 32 | Black | |
| M53T030MDGM7107 | 54x36 | 1020 | 726 | 32 | Black | |



MULTIPLY TOP

| ART. | suitable for cabinet EH | W mm | D mm | H mm | | |
|-----------------|-------------------------|------|------|------|--|--|
| M33T030MU000100 | 36x36 | 714 | 726 | 30 | | |
| M53T030MU000100 | 54x36 | 1020 | 726 | 30 | | |



BASE FOR FORKLIFT AND PALLET TRUCK

| ART. | suitable for cabinet EH | W mm | D mm | H mm | RAL | |
|-----------------|-------------------------|------|------|------|------|--|
| M33Z10010000007 | 36x36 | 712 | 722 | 100 | 9005 | |



BASE CLOSURE

| ART. | suitable for cabinet W EH | W mm | D mm | H mm | RAL | |
|-----------------|---------------------------|------|------|------|------|--|
| M30Z10011000007 | 36 | 708 | 46 | 95 | 9005 | |



PAIR OF BASES FOR FORKLIFT AND PALLET TRUCK

| ART. | suitable for cabinet EH | W mm | D mm | H mm | RAL | |
|-----------------|-------------------------|------|------|------|------|--|
| M03Z10020000007 | 54x36 | 200 | 722 | 100 | 9005 | |



BASE CLOSURE

| ART. | suitable for cabinet W EH | W mm | D mm | H mm | RAL | |
|-----------------|---------------------------|------|------|------|------|--|
| M50Z10021000007 | 54 | 1014 | 46 | 95 | 9005 | |

MASTER DE



see page 192

■
RAL9005