PC PROTECTION
ELECTRICAL SYSTEM
UP TO CE STANDARDS
CUSTOMISABLE SET-UP



STANDARD CS

PC CABINETS



1 Door with security lock and polycarbonate glass. Useful dimensions: 660x525 mm H.

Suitable for monitor sizes up to 21". Internal dimensions of upper compartment: 690x600x580 mm H.

2 Retractable keyboard shelf. Useful dimensions: 620x510 mm H.

The lower compartment can be fitted with retactable and height adjustable shelves for housing hardware systems and printers. Internal dimensions: 690x600x720 mm H.

Cooling fan with dust filter.

4-channel cable duct.

3 5-socket electrical system with circuit breaker.

Air inlet hole with dust filter.

4 Inlet hole for network cables and outlet hole for power cable.

-Room temperature for use -5/+40 °C with umidity up to 50%

-Room temperature for use -5/+20 °C with umidity up to 90%

1 The lifting design door lock (fig. A) simultaneously closes or opens the pair of doors (fig. B)

2 The keyboard top can be locked in two opening positions and thanks to its large size, it can accommodate all the required items.
The cabinet is supplied with standard equipment including 1 mouse pad, 2 ground fixing brackets and 2 levelling units

3 The electrical system of each cabinet, with protection class IP 30, comes with a standard 230V 10A cutoff switch and is factory-tested according to the standard CEI EN 60204-1 for:
- equipotential protection circuit continuity
- applied voltage
- insulation resistance

4 By loosening the specially provided cable gland, you can adjust the external length of the power cord. The electric power cable is a dual protection item with a length of 3 metres

CABINET WITH OR WITHOUT SOCKETS

Cabinet capacity: 400 kg
Adjustable shelf capacity: 100 kg
Extensible shelf capacity: 50 kg

CABINET WITH NYLON WHEELS Ø100 mm

Cabinet capacity: 290 kg
Adjustable shelf capacity: 100 kg
Extensible shelf capacity: 25 kg*

*Attention: the load capacity may be increased by 100% if the cabinet already contains a 50 kg load.

STANDARD CS

- **ART. F AS 1601 12 04**
  H = 1560 mm

METAL COLOURS

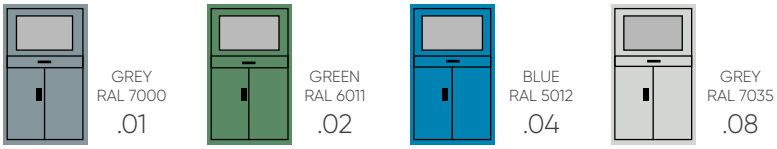

CONFIGURE YOUR CABINET FROM PAGE 511

CYLINDER LOCK (KEY)
SUPPLIED STANDARD WITH
CYLINDER LOCK AND TWO KEYS

KEY

CAPACITY

CABINET CLOSURE

! ALL INDICATED LOAD CAPACITY VALUES ARE NET AND REFER TO EVENLY DISTRIBUTED WEIGHTS

717x635 mm

H 1560 mm

Complete with:
2 height adjustable shelves
1 retractable keyboard shelf

WITH 1 FAN	TYPE AND NUMBER OF PRE-WIRED SOCKETS					
ART.	D	F	GB	I	CH	IL
F AS 1601 11 04	5	-	-	-	-	-
F AS 1601 21 04	2	3	-	-	-	-
F AS 1601 31 04	2	-	2	-	-	-
F AS 1601 41 04	2	-	-	3	-	-
F AS 1601 51 04	2	-	-	-	3	-
F AS 1601 71 04	2	-	-	-	-	3

WITH 2 FANS	TYPE AND NUMBER OF PRE-WIRED SOCKETS					
ART.	D	F	GB	I	CH	IL
F AS 1602 11 04	5	-	-	-	-	-
F AS 1602 21 04	2	3	-	-	-	-
F AS 1602 31 04	2	-	2	-	-	-
F AS 1602 41 04	2	-	-	3	-	-
F AS 1602 51 04	2	-	-	-	3	-
F AS 1602 71 04	2	-	-	-	-	3

H 1560 mm

Complete with:
2 height adjustable shelves
1 retractable keyboard shelf
1 retractable shelf

WITH 1 FAN	TYPE AND NUMBER OF PRE-WIRED SOCKETS					
ART.	D	F	GB	I	CH	IL
F AS 1601 12 04	5	-	-	-	-	-
F AS 1601 22 04	2	3	-	-	-	-
F AS 1601 32 04	2	-	2	-	-	-
F AS 1601 42 04	2	-	-	3	-	-
F AS 1601 52 04	2	-	-	-	3	-
F AS 1601 72 04	2	-	-	-	-	3

WITH 2 FANS	TYPE AND NUMBER OF PRE-WIRED SOCKETS					
ART.	D	F	GB	I	CH	IL
F AS 1602 12 04	5	-	-	-	-	-
F AS 1602 22 04	2	3	-	-	-	-
F AS 1602 32 04	2	-	2	-	-	-
F AS 1602 42 04	2	-	-	3	-	-
F AS 1602 52 04	2	-	-	-	3	-
F AS 1602 72 04	2	-	-	-	-	3

COLOURS SEE PAGE 503

STANDARD CS

717x635 mm

H 1660 mm

Complete with:
2 height adjustable shelves
1 retractable keyboard shelf
1 retractable shelf
1 pair of 100 mm H base plinths
without facing piece

Facing piece for base plinths 100 mm H

WITH 1 FAN	TYPE AND NUMBER OF PRE-WIRED SOCKETS					
ART.	D	F	GB	I	CH	IL
F AS 1601 14 04	5	-	-	-	-	-
F AS 1601 24 04	2	3	-	-	-	-
F AS 1601 34 04	2	-	2	-	-	-
F AS 1601 44 04	2	-	-	3	-	-
F AS 1601 54 04	2	-	-	-	3	-
F AS 1601 74 04	2	-	-	-	-	3

WITH 2 FANS	TYPE AND NUMBER OF PRE-WIRED SOCKETS					
ART.	D	F	GB	I	CH	IL
F AS 1602 14 04	5	-	-	-	-	-
F AS 1602 24 04	2	3	-	-	-	-
F AS 1602 34 04	2	-	2	-	-	-
F AS 1602 44 04	2	-	-	3	-	-
F AS 1602 54 04	2	-	-	-	3	-
F AS 1602 74 04	2	-	-	-	-	3

H 1760 mm

Complete with:
2 height adjustable shelves
1 retractable keyboard shelf
1 retractable shelf
1 pair of 200 mm H base
plinths without facing piece

Facing piece for base plinths 200 mm H

WITH 1 FAN	TYPE AND NUMBER OF PRE-WIRED SOCKETS					
ART.	D	F	GB	I	CH	IL
F AS 1601 15 04	5	-	-	-	-	-
F AS 1601 25 04	2	3	-	-	-	-
F AS 1601 35 04	2	-	2	-	-	-
F AS 1601 45 04	2	-	-	3	-	-
F AS 1601 55 04	2	-	-	-	3	-
F AS 1601 75 04	2	-	-	-	-	3

WITH 2 FANS	TYPE AND NUMBER OF PRE-WIRED SOCKETS					
ART.	D	F	GB	I	CH	IL
F AS 1602 15 04	5	-	-	-	-	-
F AS 1602 25 04	2	3	-	-	-	-
F AS 1602 35 04	2	-	2	-	-	-
F AS 1602 45 04	2	-	-	3	-	-
F AS 1602 55 04	2	-	-	-	3	-
F AS 1602 75 04	2	-	-	-	-	3

COLOURS SEE PAGE 503

STANDARD CS 717x635 mm

cabinet moving on wheels

H 1690 mm

Complete with: 2 height adjustable shelves
1 keyboard shelf
1 extensible top
2 swivel wheels with brake and
2 fixed nylon wheels Ø 100 mm

WITH 1 FAN	TYPE AND NUMBER OF PRE-WIRED SOCKETS					
ART.	D	F	GB	I	CH	IL
F AS 1601 13 04	5	-	-	-	-	-
F AS 1601 23 04	2	3	-	-	-	-
F AS 1601 33 04	2	-	2	-	-	-
F AS 1601 43 04	2	-	-	3	-	-
F AS 1601 53 04	2	-	-	-	3	-
F AS 1601 73 04	2	-	-	-	-	3

WITH 2 FANS	TYPE AND NUMBER OF PRE-WIRED SOCKETS					
ART.	D	F	GB	I	CH	IL
F AS 1602 13 04	5	-	-	-	-	-
F AS 1602 23 04	2	3	-	-	-	-
F AS 1602 33 04	2	-	2	-	-	-
F AS 1602 43 04	2	-	-	3	-	-
F AS 1602 53 04	2	-	-	-	3	-
F AS 1602 73 04	2	-	-	-	-	3

ASUS
APC

STANDARD CS

CONFIGURE YOUR CABINET

METAL COLOURS

RAL 7000	RAL 6011	RAL 5012	RAL 7035
.01	.02	.04	.08

EMPTY CABINET

ART.	kg	
F AS 1600 01 04	400	key

Empty cabinet
Inside dimensions of the TOP compartment mm 690x600x580 H
Inside dimensions of the BOTTOM compartment mm 690x600x720 H
Overall dimensions mm 717x635x1560 H

Only Ø 100/125/150 mm wheels can be fitted to a computer cabinet.

WHEELS
SEE PAGE 514



SPARE PARTS

ART.		
R XAS 0002 99		Spare bar for pair of doors
R XDA 0002 07	C	Spare door handle

CABINET WITH OR WITHOUT SOCKETS

Cabinet capacity: 400 kg
Adjustable shelf capacity: 100 kg
Extensible shelf capacity: 50 kg

CABINET WITH NYLON WHEELS Ø100 mm

Cabinet capacity: 290 kg
Adjustable shelf capacity: 100 kg
Extensible shelf capacity: 25 kg*

*Attention: the load capacity may be increased by 100% if the cabinet already contains a 50 kg load.

ADJUSTABLE SHELF

ART.	Usable dimensions mm	kg
F AS 2040 01 01	685x510	100

Colour grey RAL 7000
Overall dimensions mm 690x595x35 H

kg CAPACITY CLOSING

RETRACTABLE KEYBOARD SHELF

ART.		kg
F AS 2350 00 01	620x510	50

Colour grey RAL 7000
Overall dimensions mm 650x585x25 H

RETRACTABLE SHELF

ART.		kg
F AS 2360 00 01	620x510	50

Colour grey RAL 7000
Overall dimensions mm 650x585x25 H

PAIR OF PLINTHS FOR TRANSPALLET 100 mm H

ART.	
F RR 1625 00 07	Plinths height
F RR 0645 00 07	Facing piece

Colour black RAL 9005.

PAIR OF PLINTHS 200 mm H

ART.	
F RR 1635 00 07	Plinths height
F RR 0645 01 07	Facing piece

Colour black RAL 9005.

Cable Length 3,5 m

ELECTRICAL SYSTEM

	TYPE AND NUMBER OF PRE-WIRED SOCKETS					
ART.	D	F	GB	I	CH	IL
F AS 4100 10 00	5	-	-	-	-	-
F AS 4100 20 00	2	3	-	-	-	-
F AS 4100 30 00	2	-	2	-	-	-
F AS 4100 40 00	2	-	-	3	-	-
F AS 4100 50 00	2	-	-	-	3	-
F AS 4100 70 00	2	-	-	-	-	3

The electrical system (protected by IP 30) is supplied with one 230V 10A circuit breaker, five 220-250V 10A 2P+E sockets and one 220-250V 16A 2P+E heavy-duty plug

STANDARD CS

PROFILE

ART.	
C ME 99 018	

1000 mm long 4-channel plastic cable duct

GRILLES

ART.	
F AS 3210 00 00	

External grille complete with dust filter

FAN

ART.	
F AS 3220 00 00	

220V wired fan complete with grilles and Schuko plug

HANDLE

ART.	
F AG 9300 00 07	

Colour black RAL 9005.

STANDARD RUBBER SWIVEL WHEEL WITH BRAKE

ART.	Ø mm	C mm	Capacity kg
C RG DAC12 125	125	155	100
C RG DAC13 150	150	180	115

STANDARD RUBBER SWIVEL WHEEL WITHOUT BRAKE

ART.	Ø mm	C mm	Capacity kg
C RG CAC12 125	125	155	100
C RG CAC13 150	150	180	115

STANDARD RUBBER FIXED WHEEL

ART.	Ø mm	C mm	Capacity kg
C RG BAC12 125	125	155	100
C RG BAC13 150	150	180	115

NON-MARKING RUBBER SWIVEL WHEEL WITH BRAKE

ART.	Ø mm	C mm	Capacity kg
C RG DPH22 125	125	155	100

NON-MARKING RUBBER SWIVEL WHEEL WITHOUT BRAKE

ART.	Ø mm	C mm	Capacity kg
C RG BPH22 125	125	155	100

ELASTIC RUBBER SWIVEL WHEEL WITH BRAKE

ART.	Ø mm	C mm	Capacity kg
C RG DCE15 125	125	155	180

ELASTIC RUBBER FIXED WHEEL

ART.	Ø mm	C mm	Capacity kg
C RG BCE15 125	125	155	180

POLYURETHANE SWIVEL WHEEL WITH BRAKE

ART.	Ø mm	C mm	Capacity kg
C RN DDD31 125	125	155	180

POLYURETHANE FIXED WHEEL

ART.	Ø mm	C mm	Capacity kg
C RN BDD31 125	125	155	180

NYLON SWIVEL WHEEL WITH BRAKE

ART.	Ø mm	C mm	Capacity kg
C RN DAD10 100	100	128	125
C RN DAD11 125	125	155	180

NYLON FIXED WHEEL

ART.	Ø mm	C mm	Capacity kg
C RN BAD10 100	100	128	125
C RN BAD11 125	125	155	180

To calculate the cabinet capacity, apply the formula: (**A**x3) - 85 kg

A = WHEEL CAPACITY

FIXING

MULTIPURPOSE SUPPORT

ART. F AS 2250 00 07

FLOOR FIXING SET

ART. F AG 9204 00 99

2 "HILTI" stud anchors suitable for non-cracked concrete floors ≥ class C20/25
Recommended traction of the plug: 2.9 kN
Anchor diameter: Ø 6 mm

MOBILE PC WORKSTATIONS

4 TYPES

10 COLOURS

MASTER CS

TECHNICAL SPECIFICATION

STANDARD MODULE

Safety locks for the drawer and the pair of hinged doors. Dimensions (mm): 791x598x1081 H.

Through hole for monitor or laptop power supply cable.

Electrical system with 4/5 outlets and with cutoff switch.

Compartment with option to add pull-out shelves and height-adjustable shelves, to accommodate hardware equipment and printers.
Usable Width: 663 mm
Usable height: 754 mm

2 fixed wheels and 2 swivel castors with ø 100 mm nylon brake

REAR VIEW

Air inlet hole with dust filter or cooling fan

Through hole for network cables and outlet hole for the electrical wiring system cable

DOOR MODULE

Security lock and polycarbonate glass.
Working dimensions: 655x465 mm H.

Possible addition of a monitor up to 21".
Inside dimensions of the top compartment: 710x530 mm H.

SHUTTER MODULE

Ideal for touch screens.
Usable dimensions: 660x525 mm H.

Security lock and plastic shutter with ergonomic handle

Extensible drawer with keyboard shelf
2 opening locking positions rear space for item storage

Usable dimensions: 655x465 mm H

THE MODULES WITH **DOOR** AND **SHUTTER** ARE DESIGNED TO LET THE MONITOR POWER CABLE THROUGH BY PROVIDING A GAP BETWEEN THE SUPPORT SHELF AND THE REAR WALL.

PERFORATED PANEL MODULE
WITH 3 EDGE TOP COVERED IN PVC

Made of sheet steel with holes for tool/Practibox hooks
see page 102

MASTER CS

METAL COLOURS

GREY RAL 7000	GREEN RAL 6011	BLUE RAL 5012	GREY RAL 7035	GREY WHITE RAL 9002	RUBY RED RAL 3003	GENTIAN BLUE RAL 5010	PURE WHITE RAL 9010	ANTHRACITE GREY RAL 7016	BLUE CAPRI RAL 5019
.01	.02	.04	.08	.1F	.1G	.34	.35	.39	.48

PLASTIC parts colour range

DARK GREY .M0

CABINET CAPACITY 100 kg

CONFIGURE YOUR CABINET FROM PAGE 521

KEY LOCK (KEY)
The cylinder closure "C0" is supplied as standard in cabinets. "C1" or "C2" versions on request.
See Master section page 31

KEY

DRAWER CAPACITY

DRAWER EXTENSION

CABINET CLOSER

! ALL INDICATED LOAD CAPACITY VALUES ARE NET AND REFER TO EVENLY DISTRIBUTED WEIGHTS

H 1731 mm

door 775 mm H

ART.		kg		
F AS 1500 10 08	50-75-100	100-96-92%	key	

Standard cabinet with wheels complete with DOOR MODULE with polycarbonate glass, 1 drawer with keyboard shelf, 1 adjustable middle shelf, 1 extensible shelf
Overall dimensions mm791x598x1735 H

H 1731 mm

door 775 mm H

ART.		kg		
F AS 1500 20 08	50-75-100	100-96-92%	key	

Standard cabinet with wheels complete with SHUTTER MODULE,
1 drawer with keyboard shelf, 1 adjustable middle shelf, 1 extensible shelf
Overall dimensions mm 791x598x1735 H

H 1104 mm

door 775 mm H

ART.		kg		
F AS 1400 02 08	50-75-100	100-96-92%	key	

Standard cabinet with wheels, 1 drawer with keyboard shelf,
3-edge top shelf coated in PVC, 1 adjustable middle shelf,
1 extensible shelf
Overall dimensions mm 791x598x1104 H

H 1800 mm

door 775 mm H

ART.		kg		
F AS 1400 03 08	50-75-100	100-96-92%	key	

Standard cabinet with wheels complete with PERFORATED PANEL,
3-edge top shelf coated in PVC, 1 drawer with keyboard shelf,
1 adjustable middle shelf, 1 extensible shelf
Overall dimensions mm 791x598x1800 H

2 nylon fixed wheels Ø 100 mm
2 nylon swivel wheels with brake Ø 100 mm

ELECTRICAL SYSTEM AND FAN NOT INCLUDED
TO COMPLETE YOUR CABINET GO TO PAGE 523

MODULES WITH POLYCARBONATE GLASS DOORS WITH SHUTTER AND PERFORATED PANEL ARE NOT INSTALLED ON STANDARD MODULES.
SUPPLIED AS STANDARD WITH FIXING MATERIAL.

COLOURS SEE PAGE 519

CONFIGURE YOUR CABINET

Drawer equipped with gray RAL 7035 painted top for keyboard.

LOCKS SEE PAGE 31

STANDARD MODULE WITH WHEELS

ART.				
F AS 1400 01 _ _	50-75-100	100-96-92%	key	

CABINET WITH HINGED DOORS
Complete with 2 external grids with dust filter, plate with outlet holes for network cables and electrical system cables, side handle, drawer with keyboard shelf, top hole with black plastic cable guide, pair of plates with 2 nylon fixed wheels and 2 nylon swivel wheels with brake Ø 100 mm.
Overall dimensions mm 791x598x1081 H
Usable dimensions: 663x754 mm H

FLEXIBLE EXTENSIBLE SHELVES

ART.	Usable dim.mm	Front H mm	kg	
M 32 C057 01 10 0F _ _	600x447	70	50 - 75 - 100	100% - 96% - 92%

ADJUSTABLE SHELF

ART.	Usable dim.mm	Total H mm	kg	
M 32 PR25 00 00 01 _ _	657x478	60	150	

MODULES DOORS WITH POLYCARBONATE GLASS WITH SHUTTER AND PERFORATED PANEL DO NOT BE MOUNTED TO THE STANDARD MODULE. SUPPLIED SERIES WITH FIXING MATERIAL.

kg CAPACITY EXTENSION CLOSING

SHUTTER MODULE

ART.		
F AS 1450 20 _ _		key

Dimensions: 714x247x650 mm H
Usable dimensions: 655x215x465 mm H
Including with screws for fixing to the standard module

DOOR MODULE WITH POLYCARBONATE GLASS

ART.		
F AS 1450 10 _ _		key

Dimensions: 714x247x650 mm H
Usable dimensions: 660x215x525 mm H
Including with screws for fixing to the standard module

THE MODULES WITH DOOR AND SHUTTER CAN BE USED INDEPENDENTLY ON WORK BENCHES OR WORK STATIONS.

PERFORMATED PANEL

ART.	dim. mm
M 30 PA71 00 00 00 _ _	708x65x718 H

ART. M 00 PA71 00 00 F1 00
DRILLED TOP SHELF WITH 3/4 EDGES FOR PERFORATED PANEL FIXING - INCLUDING SCREWS

3-EDGE TOP SHELF

ART.	dim. mm
M 32 T023 AG 00 31 07	714x573x23 H

PVC coated shelf. Colour black

ART. M 00 T023 AG 00 F1 00
3-EDGE DRILLING FOR CABLE PASSAGE

COLOURS SEE PAGE 519

MASTER CS

Cable length 2 m
Complete with spare plate
galvanised finish

MULTIPLE MOBILE SOCKET, 4 UNIVERSAL SOCKETS, MAX POWER 3680 W

ART.
F AS 4000 01 00

MULTIPLE MOBILE SOCKET 2P + E 16 A 250 V ~

- 4 universal sockets max power 3680 W for:
  European plugs 2P 2.5 A
  Italian standard plugs 2P and 2P + E 10 A and 16 A
  German standard plugs 2P + E 16 A
  American standard 2P plugs with flat prongs 15 A 125 V non-polarised
- 2 m of 3G 1 mm cable and plug 2P+T 16 A 250 V ~ German standard (Schuko)

note: no grounding connection on the 2P + E 16 A 250 V ~ French standard

REGULATORY COMPLIANCE

Standard CEI 23-124

Cable length 3,5 m
Complete with spare plate
galvanised finish

5 OUTLET MULTIPLE MOBILE SOCKET

	TYPE AND NUMBER OF WIRED SOCKETS					
ART.	D	F	GB	I	CH	IL
F AS 4100 11 00	5	-	-	-	-	-
F AS 4100 21 00	2	3	-	-	-	-
F AS 4100 31 00	2	-	2	-	-	-
F AS 4100 41 00	2	-	-	3	-	-
F AS 4100 51 00	2	-	-	-	3	-
F AS 4100 71 00	2	-	-	-	-	3

MULTIPLE MOBILE SOCKET 220-250V ~ 10A 2P+E:

- 230V~ 10A magnetothermal cutoff switch
- 5 220-250V~ 10A 2P+E sockets (see table)
- 1 220-250V~ 16A 2P+E industrial plug

DEGREE OF PROTECTION IP 30

REGULATORY COMPLIANCE

Standard CEI EN 60204-1:

- equipotential protection circuit continuity applied voltage
- insulation resistance

SPARE PLATE GALVANISED

ART.	dim. mm
F AS 3021 00 99	550x10x67 H

FAN

ART.
F AS 3220 01 00

220V fan wired without grid with Schuko plug

PROFILE

ART.
C ME 99 018

4-way plastic cable guide, 1000 mm long